



A G E N D A
BOARD OF EDUCATION MEETING
RIVERSIDE UNIFIED SCHOOL DISTRICT
Board Room
6735 Magnolia Avenue, Riverside, California

BOARD OF EDUCATION:
MR. TOM HUNT
PRESIDENT
CHARLES L. BEATY, Ph.D.
VICE PRESIDENT
MRS. GAYLE CLOUD
CLERK
MRS. KATHY ALLAVIE
MEMBER
MR. LEWIS VANDERZYL
MEMBER

Closed Session – 3:30 p.m.

June 20, 2011

Open Session – 5:30 p.m.

Upon request, this agenda will be made available in appropriate alternative formats to persons with disabilities, as required by Section 202 of the Americans with Disabilities Act of 1990. Any person with a disability who requires a modification of accommodation in order to participate in a meeting should direct such request to the District Superintendent at 788-7135, Ext. 80411 at least 48 hours before the meeting, if possible.

As required by Government Code 54957.5, agenda materials can be reviewed by the public at the District's administrative offices, Reception Area, First Floor, 3380 Fourteenth Street, Riverside, California.

CALL MEETING TO ORDER – 3:30 p.m.

ESTABLISHMENT OF A QUORUM OF THE BOARD OF EDUCATION

PUBLIC PARTICIPATION ON CLOSED SESSION MATTERS

CLOSED SESSION

The Board of Education will recess to Closed Session at 3:30 p.m. to discuss:

1. Consideration of Pupil Services Matters Pursuant to Education Code Sections 35146 and 48918
2. Conference with Labor Negotiator Pursuant to Government Code Section 54957.6
District Representatives: Rick L. Miller, Ph.D., District Superintendent
Michael Fine, Deputy Superintendent
Kathleen Sanchez, Assistant Superintendent

Employee Organizations: Riverside City Teachers Association
California School Employees Association

RECONVENE OPEN SESSION

The Board of Education will convene in Open Session at 5:30 p.m.

PLEDGE OF ALLEGIANCE

The Pledge of Allegiance to our flag will be led by Colin McVeigh, 6th grade Harrison Elementary School student.

Oral Report For
Assigned To Board Page

SECTION A – PRESENTATIONS

A.1 Scheduled Communications (approximately 6:30 p.m.)

Pursuant to the Brown Act, Board of Education members cannot discuss or take action on any item which does not appear on the Consent and Action Calendars of the agenda. The Board of Education may provide a reference to staff or other resources of information, request staff to report back at a subsequent meeting, or direct staff to place an item on a future agenda.

Scheduled Communications provides an opportunity for members of the public to schedule time to address the Board on a specific topic. The president invites anyone who has requested an opportunity to address the Board under Scheduled Communications to do so at this time.

SECTION B – SUBCOMMITTEE REPORTS

B.1 Board Finance Subcommittee Report

Charles Beaty Report

The Board of Education will receive a report from the Board Finance Subcommittee. (Report will be given during Item E.1.)

B.2 Board Instruction Subcommittee Report

Gayle Cloud Report

The Board of Education will receive a report from the Board Instruction Subcommittee.

B.3 Board Communications Subcommittee Report

Kathy Allavie Report

The Board of Education will receive a report from the Board Communications Subcommittee.

SECTION C – CONSENT

Moved _____ Seconded _____ Vote _____

All items listed under the Consent Calendar are considered by the Board to be routine and will be enacted by the Board in one motion. There will be no discussion of these items prior to the time the Board

votes on the motion unless members of the Board request specific items to be removed from the Consent Calendar.

C.1 Minutes of Board Meetings	District Superintendent	Consent	1-5
<i>June 6, 2011– Regular Board Meeting</i>			
C.2 Warrant List No. 19	Deputy Supt. Business	Consent	6-13
<i>The payment for the purchase of goods, materials, and services is done in school districts with checks called warrants. Warrant lists are presented to the Board of Education for ratification.</i>			
C.3 Rejection of Claims	Deputy Supt. Business	Consent	14-15
Rejection of Claim – Machado, Norma			
Rejection of Claim – Gaspard, Joshua			
<i>Claims for damages have been received and the District’s claim administrator recommends rejection of the claims at this time.</i>			
C.4 Notice of Completion – Purchase Order C6001673– Bid No. 2010/11-08 – Polytechnic High School – Boiler Replacement	Deputy Supt. Business	Consent	16-17
<i>A Notice of Completion is recommended for RKDM Enviro-Energy Services for Polytechnic High School Boiler Replacement.</i>			
C.5 Purchase of Furniture, Filing, and Office Equipment – Cooperative Purchasing Agreement, Redlands Unified School District Bid Number 4-11	Deputy Supt. Business	Consent	18-22
<i>Cooperative Purchasing Agreement for purchase of furniture, filing, and office equipment.</i>			
C.6 Purchase of Portable Classrooms and/or Portable Restrooms – Cooperative Purchasing Agreement, Los Alamitos Unified School District Bid Number 2010-0001 for the Purchase, Relocation, Dismantle, and Removal of Division of State Architect (DSA) Approved Portable Classrooms District-wide	Deputy Supt. Business	Consent	23-29
<i>Cooperative Purchasing Agreement for purchase of portable classrooms and/or portable restrooms.</i>			
C.7 Recommended Actions From the Administrative Hearing Panel and/or the Executive Director, Pupil Services/SELPA	Exec. Director Pupil Serv./SELPA	Consent	Confidential Insert

and Adoption of the Findings of Fact for All Approved Cases

Cases for Expulsion

Consistent with Administrative Regulation #5144.1, principals may suspend students who are in violation of Education Code Section 48900 and Board Policy #5144.1. Certain violations identified in Education Code Section 48915 are of a serious nature that require recommendation to the Board of Education for expulsion.

Student Cases: #2010-211, #2010-226

Cases for Expulsion With a Recommendation for Suspended Expulsion

Education Code Section 48917 provides that a student who has been recommended for expulsion may have the expulsion suspended by the Board of Education. The suspended expulsion is valid for the term of the original expulsion order. The student is placed upon school probation, assigned to a school program, and must remain there until the conditions identified in the Rehabilitation Plan are met.

Student Cases: #2010-206, #2010-217, #2010-219, #2010-221, #2010-222, #2010-225

Case for Readmission After Expulsion

Students expelled from the Riverside Unified School District who have successfully completed the conditions stipulated in their rehabilitation plan may apply for readmission (RUSD Rules and Regulations #5144.1).

Student Case: #2010-065

Case for Denial of Readmission After Expulsion

Education Code Section 48916 requires a review of all expelled students for readmission. Students who have not satisfied the conditions of the Rehabilitation Plan that was ordered when the student was expelled or who continue to pose a danger to students or staff or of disruption to the instructional process, may be denied readmission to the schools of the district.

The Board of Education must act to continue the assignment of the student to an alternative educational placement per Rules & Regulations #5144.1.

Student Case: #2010-149

Cases for Reinstatement After Suspended Expulsion

Education Code Section 48917 provides that a student on a suspended expulsion may be reinstated by action of the Board of Education when the student has satisfactorily completed the conditions identified in the Rehabilitation Plan ordered at the time the student was expelled.

Student Cases: #2010-003, #2010-015, #2010-027, #2010-030, #2010-071

Cases for Admittance of a Student Expelled by Another District

Education Code Section 48915 permits school districts to enroll a student expelled by another school district for certain specific violations following a hearing in which the receiving school district determines the student does not represent a threat to the safety of students or staff or of disrupting the instructional program.

Student Cases: #2010-00U, #2010-04P

Case for Denial of Admission of a Student Expelled by Another School District

Education Code Section 48915 permits school districts to enroll a student expelled by another school district for certain specific violations following a hearing in which the receiving school district determines the student does not represent a threat to the safety of students or staff or of disrupting the instructional program.

Student Case: #2010-00V

- | | | | | |
|------------|---|---------------------------|---------|-------|
| C.8 | Certificated Personnel Assignment Order CE 2010/11-19 | Asst. Supt.
Human Res. | Consent | 30-38 |
| | <i>The latest District's management, certificated personnel actions are presented to the Board of Education for approval.</i> | | | |
| C.9 | Classified/Non-Classified Personnel Assignment Order CL 2010/11-19 | Asst. Supt.
Human Res. | Consent | 39-42 |
| | <i>The latest District's classified personnel actions are presented to the Board of Education for approval.</i> | | | |

SECTION D – PUBLIC HEARINGS

D.1 Public Hearing – 2011-2012 Initial Proposals for Negotiations, With California School Employees Association 43-44

The California School Employees Association Chapter 506 has submitted an initial proposal for the collective bargaining agreement between the Board of Education of the Riverside Unified School District and Chapter 506 of the California School Employees Association.

D.2 Public Hearing – 2011-2012 All Funds District Budget 45

The initial 2011-2012 All Funds Budget for the Riverside Unified School District has been prepared. State law requires the Board of Education to hold a public hearing prior to considering adoption of the budget.

D.3 Public Hearing – Regarding the District’s Intent to Grant an Easement and Right-of-Way to the City of Riverside for Public Street and Highway Purposes at Poly High School 46-47

On June 6, 2011, the Board of Education declared its intent to grant an easement to the City of Riverside and called for a public hearing to be held on June 20, 2011.

SECTION E – ACTION

E.1 Adoption of the 2011-2012 District Budget Deputy Supt. Business Action 48-246

The initial 2011-2012 All Funds Budget for Riverside Unified School District has been prepared. State law requires the Board of Education to adopt a budget subsequent to the public hearing and prior to July 1.

Moved _____ Seconded _____ Vote _____

E.2 Resolution No. 2010/11-75 – Resolution of the Board of Education Granting an Easement and Right-of-Way to the City of Riverside, a California Charter City and Municipal Corporation of the State of California, for Public Street and Highway Purposes at Poly High School Asst. Supt. Operations. Action 247-250

On June 6, 2011, the Board of Education declared its intent to grant an easement to the City of Riverside and called for a public hearing to be held on June 20, 2011. Support of this resolution will initiate the granting of the easement and right-of-way to the City of Riverside.

Moved _____ Seconded _____ Vote _____

**E.3 Resolution No. 2010/2011-53 Levying Special Taxes for Fiscal Year 2011-12 on Community Facilities District (CFD) No. 2,
Resolution No. 2010/2011-54 Levying Special Taxes for Fiscal Year 2011-12 on Community Facilities District (CFD) No. 3,
Resolution No. 2010/2011-55 Levying Special Taxes for Fiscal Year 2011-12 on Community Facilities District (CFD) No. 4,
Resolution No. 2010/2011-56 Levying Special Taxes for Fiscal Year 2011-12 on Community Facilities District (CFD) No. 6 (Improvement Areas No. 1 and No. 2),
Resolution No. 2010/2011-57 Levying Special Taxes for Fiscal Year 2011-12 on Community Facilities District (CFD) No. 7,
Resolution No. 2010/2011-58 Levying Special Taxes for Fiscal Year 2011-12 on Community Facilities District (CFD) No. 8,
Resolution No. 2010/2011-59 Levying Special Taxes for Fiscal Year 2011-12 on Community Facilities District (CFD) No. 9 (Improvement Areas No. 1, No. 2, No. 3, No. 4, and No. 5),
Resolution No. 2010/2011-60 Levying Special Taxes for Fiscal Year 2011-12 on Community Facilities District (CFD) No. 10,
Resolution No. 2010/2011-61 Levying Special Taxes for Fiscal Year 2011-12 on Community Facilities District (CFD) No. 11,
Resolution No. 2010/2011-62 Levying Special Taxes for Fiscal Year 2011-12 on Community Facilities District (CFD) No. 12 (Bridle Creek)
Resolution No. 2010/2011-63 Levying Special Taxes for Fiscal Year 2011-12 on Community Facilities District (CFD) No. 13 (Improvement Area No. 1),
Resolution No. 2010/2011-64 Levying Special Taxes for Fiscal Year 2011-12 on Community Facilities District (CFD) No. 14,
Resolution No. 2010/2011-65 Levying Special Taxes for Fiscal Year 2011-12 on Community Facilities District (CFD) No. 15 (Improvement Areas No. 1, No. 2, and No. 3),
Resolution No. 2010/2011-66 Levying Special Taxes for Fiscal Year 2011-12 on Community Facilities District (CFD) No. 16,
Resolution No. 2010/2011-67 Levying Special Taxes for Fiscal Year 2011-12 on Community Facilities District (CFD) No. 17 (Aldea Village)**

Asst. Supt.
Operations.

Action 251-596

Resolution No. 2010/2011-68 Levying Special Taxes for Fiscal Year 2011-12 on Community Facilities District (CFD) No. 18,
Resolution No. 2010/2011-69 Levying Special Taxes for Fiscal Year 2011-12 on Community Facilities District (CFD) No. 20,
Resolution No. 2010/2011-70 Levying Special Taxes for Fiscal Year 2011-12 on Community Facilities District (CFD) No. 21 (Improvement Area No. 2),
Resolution No. 2010/2011-71 Levying Special Taxes for Fiscal Year 2011-12 on Community Facilities District (CFD) No. 22,
Resolution No. 2010/2011-72 Levying Special Taxes for Fiscal Year 2011-12 on Community Facilities District (CFD) No. 24,
Resolution No. 2010/2011-73 Levying Special Taxes for Fiscal Year 2011-12 on Community Facilities District (CFD) No. 26,
Resolution No. 2010/2011-74 Levying Special Taxes for Fiscal Year 2011-12 on Community Facilities District (CFD) No. 27

It is necessary that the Board of Education of Riverside Unified School District levy special taxes on property within Community Facilities Districts No. 2, No. 3, No. 4, No. 6 (Improvement Areas No. 1 and No. 2), No. 7, No. 8, No. 9 (Improvement Areas No. 1, No. 2, No. 3, No. 4 and No. 5), No. 10, No. 11, No. 12 (Bridle Creek), No. 13 (Improvement Area No. 1), No. 14, No. 15 (Improvement Areas No. 1, No. 2, and No. 3), No. 16, No. 17 (Aldea Village), No. 18, No. 20, No. 21 (Improvement Area No. 2), No. 22, No. 24, No. 26 and No. 27.

Moved _____ Seconded _____ Vote _____

E.4 Revision of Board of Education Policy #7310: Memorials, Naming of School Facilities, and Sponsorships – First Reading

District Superintendent	Action (First Reading)	597-601
----------------------------	------------------------------	---------

The board will review the first reading of the revision of Board of Education Policy #7310 related to memorials, naming of school facilities, and sponsorships.

Moved _____ Seconded _____ Vote _____

E.5 Approval of Tentative Agreement Between Riverside Unified School District and Its Employees Represented by the Riverside City Teachers' Association

Deputy Supt. Business	Action	602-646
--------------------------	--------	---------

Staff recommends that the Board of Education approve the Tentative Agreement for employees represented by the Riverside City Teacher's Association.

Moved_____ Seconded_____ Vote_____

- | | | | | |
|------------|--|--------------------------|--------|---------|
| E.6 | Resolution No. 2010/11-77 – Resolution of the Board of Education of the Riverside Unified School District Approving the Purchase of Materials and Services From Carrier Corporation for Increased Service and Repair of the HVAC Chiller at Riverside Polytechnic High School Due to Unforeseen Conditions and Requesting Relief From Bidding Under California Public Contract Code Section 20113 | Deputy Supt.
Business | Action | 647-650 |
|------------|--|--------------------------|--------|---------|

The Board of Education is being asked to adopt Resolution 2010/11-77 to approve an unforeseen increase in service and repair of the HVAC Chiller at Riverside Polytechnic High School due to unforeseen conditions and requesting relief from bidding under California Public Contract Code Section 20113.

Moved_____ Seconded_____ Vote_____

- | | | | | |
|------------|--|--------------------------|---------------------------|---------|
| E.7 | Policy #3112 – Fund Balance – First Reading | Deputy Supt.
Business | Action
(First Reading) | 651-658 |
|------------|--|--------------------------|---------------------------|---------|
- New Board Policy #3112 – Fund Balance – is recommended and is presented to the Board of Education for first reading.*

Moved_____ Seconded_____ Vote_____

- | | | | | |
|------------|--|-------------------------------|--------|---------|
| E.8 | 2011-12 Consolidated Application for Funding Categorical Aid Programs, Part I | Asst. Supt.
Inst. Services | Action | 659-915 |
|------------|--|-------------------------------|--------|---------|

Part I of the Consolidated Application, submitted to the California Department of Education annually in June, includes state and federally funded categorical program participation information. Also included is data required for other various state and federal programs.

Moved_____ Seconded_____ Vote_____

- | | | | | |
|------------|--|-------------------------------|--------|---------|
| E.9 | Recommendation for Extension of Core Replacement of Intensive Intervention Materials Grades 11-12 | Asst. Supt.
Inst. Services | Action | 916-933 |
|------------|--|-------------------------------|--------|---------|

Secondary Education recommends that the Board extend the Intensive Intervention core replacement of Scholastic's Read 180 instructional program for grades 11-12. The program will replace the core instructional program for students in grades 4 – 12 who are two or more years below grade level.

Moved_____ Seconded_____ Vote_____

- E.10 Riverside Unified School District Representatives to California Interscholastic Federation Southern Section for 2011-12** Asst. Supt. Action 934-935
Inst. Services

It is recommended that the Board of Education designate the principal and athletic director from each Riverside Unified School District comprehensive high school to be a representative of the Riverside Unified School District to the CIF for the 2011-2012 school year.

Moved_____ Seconded_____ Vote_____

- E.11 Secondary District Plan and Application for Work Experience Education** Asst. Supt. Action 936-954
Inst. Services

The California Department of Education Code §51775 requires a Secondary District Plan and Application for Riverside Unified School District’s Work Experience Education Program to be approved and adopted by the school Board and reviewed every three years.

Moved_____ Seconded_____ Vote_____

- E.12 New Course: Intermediate Algebra** Asst. Supt. Action 955-960
Inst. Services

Intermediate Algebra Course is designed to provide college-bound students who are underutilizing their senior year by not enrolling in a math course, a combination course that backfills gaps in mathematical subject matter as well as solidifying Algebra 2 skills. The course will deepen students’ conceptual understanding and content knowledge providing the proficiency necessary for students’ entry into College Level Mathematics courses upon graduation from high school.

Moved_____ Seconded_____ Vote_____

- E.13 Out-of-State Multiple-Day Field Trip – Arlington High School** Asst. Supt. Action 961-967
Inst. Services

Arlington High School ASB Leadership will travel by charter bus to Zion and St. George, Utah, to participate in a Summer Retreat from August 1–5, 2011. The trip will be funded by fundraising activities.

Moved_____ Seconded_____ Vote_____

- E.14 Out-of-Country Multiple-Day Field Trip – Arlington High School** Asst. Supt. Action 968-973
Inst. Services

Arlington High School theatre teacher Elena Villa and four Arlington High School students will travel by airplane to Edinburgh, Scotland, to participate in the American High School Theatre Festival at Edinburgh Fringe Festival, August 1 – 15, 2011.

Moved _____ Seconded _____ Vote _____

SECTION F – UNSCHEDULED COMMUNICATIONS

Unscheduled Communications provides an opportunity for citizens to make suggestions, identify concerns, or request information about matters affecting the school District. Complaints against employees will normally be heard in Closed Session, and the District’s complaint procedure should be followed before discussion with the Board. Individuals or groups who wish to address the Board are requested to fill out a “Request to Address the Board of Education” card located on the table at the back of the Board Room. Comments or presentations should be limited to five minutes or less.

Pursuant to the Brown Act, Board of Education members cannot discuss or take action on any item which does not appear on the Consent and Action Calendars of the agenda. The Board of Education may provide a reference to staff or other resources of information, request staff to report back at a subsequent meeting, or direct staff to place an item on a future agenda.

SECTION G – CONCLUSION

- G.1 Board Members’ Comments**
- G.2 Superintendent’s Announcements**
- G.3 Agenda Items for Future Meetings**
Monday, July 18, 2011 – Regular Board Meeting

ADJOURNMENT

The next regular meeting of the Board of Education is scheduled for Monday, July 18, 2011. The meeting will be called to order at 4:30 p.m. in the Board Room at 6735 Magnolia Avenue, Riverside, California. The Board will adjourn to Closed Session from 4:30 to 5:30 p.m., at which time the Board of Education will reconvene in Open Session.

**RIVERSIDE UNIFIED SCHOOL DISTRICT
MINUTES OF THE REGULAR MEETING OF THE BOARD OF EDUCATION
MONDAY, JUNE 6, 2011
BOARD ROOM
6735 MAGNOLIA AVENUE, RIVERSIDE, CALIFORNIA**

CALL THE MEETING TO ORDER

Mr. Hunt, Board President, called the meeting to order at 2:30 p.m.

MEMBERS PRESENT

Mr. Tom Hunt, President; Dr. Charles L. Beaty, Vice President; Mrs. Gayle Cloud, Clerk; Mrs. Kathy Allavie, Member; and Mr. Lewis Vanderzyl, Member.

Also present were District Superintendent, Dr. Rick L. Miller, members of the staff, and other interested citizens.

STUDY SESSION

The Board of Education held a Study Session at 2:30 p.m. in the Board Room to discuss the following topics:

Item 1 – 2:30 – 3:10 p.m.

Discussion of Board Goals and Objectives for the Coming Year(s)

Dr. Miller provided a PowerPoint slide that was developed at the Saturday, April 30, 2011, Special Board of Education meeting. The Board members reviewed the information and provided Dr. Miller with feedback to modify the Board Goals. Mrs. Allavie agreed to meet with Dr. Miller, as the Chair of the Board Communications Subcommittee, to put the finishing touches on the Board Goals.

Item 2 – 3:30 – 4:23 p.m.

Part 2 – College and Career Readiness – High School Graduation Task Force and Middle School Promotion Task Force

Dr. Bill Ermert, Assistant Superintendent, Instructional Services, introduced, Mr. Dale Kinnear, Principal, North High School and Chair of the High School Graduation Task Force; and Mr. Chuck Hiroto, Principal, Gage Middle School and Chair of the Middle School Promotion Task Force, who provided information and discussion pertaining to the PowerPoint that covered the following topics:

- Progress and Considerations
- Next Steps and Action Needed

PUBLIC PARTICIPATION ON CLOSED SESSION MATTERS

The Board adjourned to Closed Session at 4:30 p.m.

CLOSED SESSION

1. Consideration of Pupil Services Matters Pursuant to Education Code Sections 35146 and 48918
2. Consideration of Public Employee Appointment Pursuant to Government Code Section 54957.6

Title: Elementary Principal and Secondary Principal

- 3. Conference with Legal Counsel – Anticipated Litigation – Initiation of Litigation Pursuant to Subdivision (c) of Section 54946.9

Number of Potential Cases: 1

RECONVENE OPEN SESSION

The Board reconvened in Open Session at 5:30 p.m. Mr. Hunt announced that in Closed Session the following action was taken:

It was moved by Dr. Beaty and seconded by Mr. Vanderzyl to appoint Mr. Trevor Painton, Principal, John W. North High School; Mr. Darel Hansen, Principal, Martin Luther King High School; Ms. Ellen Parker, Principal, Hawthorne Elementary School; and Ms. Jennie Mikels, Principal, Monroe Elementary School.

PLEDGE OF ALLEGIANCE

Mr. Hunt asked the Board to observe a Moment of Silence for Sgt. Aaron Blasjo, U.S. Army, and a 2004 Ramona graduate. He was killed in the line of duty on Sunday, May 29, 2011, during his third tour in Afghanistan.

The Pledge of Allegiance to our flag was led by Rose Musarra, 6th grade Washington Elementary School student.

GROUP PERFORMANCE

The Poly High School Orchestra String Duet performed for the Board of Education.

SECTION A– PRESENTATIONS

- A.1 Riverside Council PTA Presentation by Lauri Byers, President, and Incoming President, Marilyn Orens**
- A.2 Recognition of John W. North High School’s International Baccalaureate (IB) Diploma Candidates**
- A.3 Recognition of Finley J. Bown Memorial Scholarship Recipient**
- A.4 Recognition of Arthur L. Littleworth Scholarship Recipient**
- A.5 Recognition of Edna Bailey Lockhart Scholarship Recipients**
- A.6 Recognition of RUSD’s Employees of the Year**
- A.7 Scheduled Communications**
 - 1. Rachele Whitton and Brianna Rowlen spoke about the formula for Campus Supervisors.
 - 2. Nancy Grunewald and William Lopez, Victoria Grove Community, spoke about busing for Victoria Grove students.

SECTION B – SUBCOMMITTEE REPORTS

B.1 Board Communications Subcommittee Report

The Board of Education received a report from Mrs. Allavie on behalf of the Board Communications Subcommittee.

SECTION C – CONSENT

Approval of the Consent Calendar was moved by Dr. Beaty and seconded by Mrs. Cloud, with the exception of Item C.3 – Acceptance of Gifts and Donations to the

District which was pulled from the agenda for recognition of donations received for the Homeless Program and Parent Teacher Association (PTA) donations, and unanimously approved by members present with a correction to the May 16, 2011, minutes to the last paragraph to read Mr. Francis Carney. Items in the Consent Calendar have been published with the agenda and copies are on file in the District administrative offices.

ITEM PULLED FROM THE CONSENT CALENDAR

Item C.3 – Acceptance of Gifts and Donations to the District

The Item was moved by Dr. Beaty and seconded by Mrs. Cloud and unanimously approved by members present.

SECTION D – ACTION

D.1 Resolution No. 2010/11-50 – Resolution Ordering Consolidated Governing Board Member Biennial Election, Specifications of the Election Order, and Request for Consolidation

Dr. Miller stated that in order to meet the requirements of Education Code Sections 5304, 5322, and 5340, and Elections Code Section 1302 (b)(3), the Board of Education is required to adopt a resolution which contains the Specifications of the Election Order and Request for Consolidation.

The item was moved by Dr. Beaty and seconded by Mrs. Allavie and unanimously approved by members present.

D.2 Approval of Tentative Agreement Between Riverside Unified School District and Its Employees Represented by the Riverside City Teachers' Association

Staff recommended that the Board of Education approve the Tentative Agreement for employees represented by the Riverside City Teachers' Association.

It was moved by Dr. Beaty and seconded by Mrs. Cloud and unanimously approved by members present to table this item until the June 20, 2011, Board meeting, and to schedule a Closed Session meeting to discuss the Tentative Agreement.

D.3 LEA Plan Fourth Quarterly Report: June 2011

Mrs. Judi Paredes, Assistant Superintendent, Instructional Services, explained that the California Department of Education (CDE) requires that RUSD complete quarterly reports based on our progress in implementing the District's Local Educational Agency (LEA) Plan. Ms. Janie Rhoades, Director, Program Quality/English Learners discussed how the report is submitted.

The item was moved by Mr. Vanderzyl and seconded by Mrs. Cloud and unanimously approved by members present.

D.4 Resolution No. 2010/11-51 – Resolution of the Board of Education of the Riverside Unified School District Declaring Its Intention to Grant an Easement and Right-of-Way to the City of Riverside for Public Street and Highway Purposes at Poly High School and Declaring a Public Hearing

Dr. Kirk Lewis, Assistant Superintendent, Operations, stated that staff is recommending the adoption of Resolution No. 2010/11–51, declaring the District's intention to grant an easement and right-of-way to the City of Riverside for public street and highway purposes at Poly High School and declaring a public hearing.

The item was moved by Mrs. Allavie and seconded by Mr. Vanderzyl and unanimously approved by members present.

SECTION E – UNSCHEDULED COMMUNICATIONS

The following individuals spoke to the Board regarding their concerns: Melanie Maxwell spoke about her concerns with the Bryant Elementary School of Arts and Innovation, and Jessica White spoke about her concerns related to the rights of her child.

SECTION F – CONCLUSION

F.1 Board Members' Comments

Mr. Vanderzyl talked about his attendance at Poly High School's Graduation ceremony. He requested that the Board meeting be adjourned in memory of Marilyn Klug Sheppard, Barbara Jones Mitsch, and Kermit Otteson.

Mrs. Allavie indicated that the North High School's Graduation was very emotional since Dale Kinnear is retiring, and everyone was very excited about North Baseball Team's CIF game. She stated that RUSD's "End of the Year" event at the Riverside Plaza was a great way to showcase our District and she noted that the performances were wonderful. She mentioned that the Longfellow Elementary School mural is complete, and she read one of the thank you notes to the Board that she received from a student.

Mrs. Cloud mentioned an acceptance letter that was received by a student for the Core Knowledge Program at Bryant, and how excited the student is to be able to attend the program in the fall. She indicated that we need to do our best with these programs, because this is our pattern for the future. Mrs. Cloud noted her attendance at the Arlington High School and Educational Options Center (EOC) Graduations. She also attended the following events: RUSD's "End of the Year" event, the American Diabetes Association Father of the Year event, and the Annual Law Enforcement Appreciation Ceremony.

Dr. Beaty asked that the Board meeting be adjourned in memory of Eric Chick. He discussed his attendance at Ramona High School's Graduation and Sierra Middle School's Promotion. He mentioned his attendance at the following events: Riverside's 25 Most Remarkable Teens, Riverside Adult School's Multi-Cultural Awareness Day, Woodcrest Elementary School's play Goldie and the Bears (funded by a REEF grant), and Kennedy Elementary School's Promotion for his granddaughters).

Mr. Hunt discussed his attendance at the Twain Elementary and Earhart Middle School Promotions, and Martin Luther King and Lincoln High School Graduations. He said these were all wonderful events.

F.2 Superintendent's Announcements

Dr. Miller talked about the exciting graduations and promotions that he attended last week. He also commented that North Baseball Team's CIF Championship (7-1 victory) was pretty amazing!

F.3 Next Board Meeting: June 20, 2011

ADJOURNMENT

Mr. Hunt adjourned the Public Session at 7:51 p.m., in memory of Sgt. Aaron Blasjo, U.S. Army, 2004 Ramona graduate, who was killed in the line of duty during his third tour in Afghanistan. Mrs. Susan Sterling volunteer and PTA president at Woodcrest Elementary School; Mr. Eric Chick, Co-founder and Director of the Wylie Youth Service Center, Mrs. Marilyn Klug Sheppard former Chemawa Middle School teacher; Mrs. Barbara Jones Mitsch former kindergarten teacher at Alcott Elementary School; and Kermit Otteson former music teacher at Sierra Middle School.

Gayle Cloud
Clerk
Board of Education

**Board Meeting Agenda
June 20, 2011**

Topic: Warrant List No.19

Presented by: Rita Paris, Account Clerk, Business Services

Responsible

Cabinet Member: Mike Fine, Deputy Superintendent, Business Services and Governmental Relations

Type of Item: Consent

Short Description: The payment for the purchase of goods, materials, and services is done in school districts with checks called warrants. Warrant lists are presented to the Board of Education for ratification.

DESCRIPTION OF AGENDA ITEM:

B-Warrants in excess of \$2,000 issued since last period. Invoices for the claims have been checked and audited by the Business Office. Warrants for the claims have been prepared.

FISCAL IMPACT: \$ 4,477,392.88

RECOMMENDATION: It is recommended that the Board approve the warrants.

ADDITIONAL MATERIAL: Warrant List No. 19

Attached: Yes

RIVERSIDE UNIFIED SCHOOL DISTRICT

BUSINESS & GOVERNMENTAL RELATIONS

June 20, 2011

B-WARRANTS IN EXCESS OF \$2,000.00 ISSUED SINCE LAST PERIOD

Claim	Date	Fund	Warrant	Vendor Name	Amount
<u>GENERAL FUND 03</u>					
181638	5/20/2011	03	14996755	AGUA MANSA MRF, LLC	4,276.60
181258	5/16/2011	03	14991614	APPLE COMPUTER INC-AUSTIN	4,010.43
181554	5/19/2011	03	14995345	AREY JONES EDUCATIONAL SOLUTIONS	9,061.15
182041	5/26/2011	03	14001587	AREY JONES EDUCATIONAL SOLUTIONS	2,049.18
182068	5/26/2011	03	14001614	AREY JONES EDUCATIONAL SOLUTIONS	2,313.23
182076	5/26/2011	03	14001622	AREY JONES EDUCATIONAL SOLUTIONS	7,261.19
181271	5/16/2011	03	14991627	AT&T	4,484.96
181635	5/20/2011	03	14996752	AT&T	63,442.60
181275	5/16/2011	03	14991631	BALLARD & TIGHE	2,606.33
181647	5/20/2011	03	14996764	BEESON, TAYLER & BODINE, ATTORNEY AT LAW	15,208.37
181872	5/24/2011	03	14998868	BRIGANDI, JOHN F	80,000.00
181537	5/19/2011	03	14995328	CANON BUSINESS SOLUTIONS, INC., WEST	3,490.88
181410	5/18/2011	03	14993827	CCS PRESENTATION SYS	2,664.38
182064	5/26/2011	03	14001610	CI SOLUTIONS	9,238.34
181542	5/19/2011	03	14995333	COPYLITE INC	3,472.32
181654	5/20/2011	03	14996771	CROP PRODUCTION SERVICES, INC.	3,580.63
182078	5/26/2011	03	14001624	CROWNE PLAZA	3,020.22
182079	5/26/2011	03	14001625	CROWNE PLAZA	2,514.45
182081	5/26/2011	03	14001627	CROWNE PLAZA	2,011.56
181384	5/17/2011	03	14992585	ENERGY EDUCATION	73,440.00
181212	5/16/2011	03	14991568	FAGEN FRIEDMAN & FULFROST, LLP	4,366.43
181526	5/19/2011	03	14995317	GRESHAM SAVAGE NOLAN & TILDEN	34,963.98
181903	5/25/2011	03	14000383	GRESHAM SAVAGE NOLAN & TILDEN	2,436.00
181906	5/25/2011	03	14000386	HOUGHTON MIFFLIN CO.	33,679.00
182016	5/26/2011	03	14001562	INSTRUCTIONAL TECHNOLOGY SERVICE	3,290.00
182018	5/26/2011	03	14001564	J TAYLOR EDUCATION	4,969.60
182019	5/26/2011	03	14001565	KAPLAN K12 LEARNING SERVICES, LLC	4,000.00
181423	5/18/2011	03	14993840	KELLY PAPER COMPANY	3,720.09
182063	5/26/2011	03	14001609	KMBS C/O BURTRONICS BUSINESS SYSTEMS	17,101.01
181610	5/20/2011	03	14996727	LANGUAGE CIRCLE ENTERPRISE, INC.	2,425.82
182126	5/27/2011	03	14002133	MCO - THE MICROFILM COMPANY	2,099.73
181611	5/20/2011	03	14996728	NATIONAL UNIVERSITY	6,803.69
181612	5/20/2011	03	14996729	NATIONAL UNIVERSITY	358,240.07
182127	5/27/2011	03	14002134	NICK RAIL MUSIC	4,056.38
181462	5/18/2011	03	14993879	PATHFINDER RANCH	15,642.00
181991	5/25/2011	03	14000470	PATHFINDER RANCH	20,110.00
181992	5/25/2011	03	14000471	PATHFINDER RANCH	7,896.00
181444	5/18/2011	03	14993861	PEAK EXPECTATIONS	4,831.78

181454	5/18/2011	03	14993871	PRO ED	2,274.80
181312	5/17/2011	03	14992513	RIVERSIDE COUNTY OFFICE OF ED.	8,000.00
181801	5/23/2011	03	14998025	RIVERSIDE COUNTY OFFICE OF ED.	3,850.00
181461	5/18/2011	03	14993878	ROY STEVENS, OPERA SINGER	10,125.00
181283	5/16/2011	03	14991639	RUSD REVOLVING FUND	3,822.37
181456	5/18/2011	03	14993873	SCHOLASTIC, INC.	12,929.78
181457	5/18/2011	03	14993874	SCHOLASTIC, INC.	5,981.25
181356	5/17/2011	03	14992557	SCHOOL SPACE SOLUTIONS, INC.	8,686.41
181436	5/18/2011	03	14993853	SPICERS PAPER	4,906.80
181372	5/17/2011	03	14992573	STUDENT TRANSPORTATION OF AMERICA	27,204.53
181983	5/25/2011	03	14000462	STUDENT TRANSPORTATION OF AMERICA	35,012.92
181543	5/19/2011	03	14995334	STUDY ISLAND, LLC	3,928.10
181958	5/25/2011	03	14000437	SUNSHINE GROWERS NURSERY	2,698.02
181295	5/16/2011	03	14991651	TOWN & COUNTRY HOTEL-CONVENTION CTR	2,615.70
181326	5/17/2011	03	14992527	TOWN & COUNTRY HOTEL-CONVENTION CTR	2,092.56
181328	5/17/2011	03	14992529	TOWN & COUNTRY HOTEL-CONVENTION CTR	2,441.32
181330	5/17/2011	03	14992531	TOWN & COUNTRY HOTEL-CONVENTION CTR	3,178.22
181799	5/23/2011	03	14998023	TROPHIES UNLIMITED	2,262.00
181235	5/16/2011	03	14991591	UNISOURCE CORPORATION	21,153.48
181437	5/18/2011	03	14993854	UNISOURCE CORPORATION	2,078.80
181899	5/24/2011	03	14998894	UNIVAR USA	3,331.56
181525	5/19/2011	03	14995316	WAXIE SANITARY SUPPLY	10,681.25
181927	5/25/2011	03	14000406	WESTERN MUNICIPAL WATER DISTRICT	10,706.88
181928	5/25/2011	03	14000407	WESTERN MUNICIPAL WATER DISTRICT	2,950.43
182089	5/26/2011	03	14001635	WILSON LANGUAGE TRAINING	11,558.30
181980	5/25/2011	03	14000459	XEROX CORPORATION	2,999.62
TOTAL FUND 03					\$ 1,036,248.50

GENERAL FUND RESTRICTED 06

181579	5/19/2011	06	14995370	1 ON 1 LEARNING WITH LAPTOPS	6,385.72
181577	5/19/2011	06	14995368	A TREE OF KNOWLEDGE EDUCATIONAL	2,629.18
181651	5/20/2011	06	14996768	AAA ELECTRIC MOTOR SALES	3,601.59
181634	5/20/2011	06	14996751	ACADEMIC SUPERSTORE	16,426.64
181649	5/20/2011	06	14996766	ACADEMIC TUTORING SERVICES, INC.	2,573.50
181715	5/23/2011	06	14997939	ACADEMY BUSINESS SERVICES	84,481.93
181650	5/20/2011	06	14996767	ALPHA LEARNING CENTER	6,105.00
182058	5/26/2011	06	14001604	ALTERNATIVES UNLIMITED, INC.	28,723.29
181544	5/19/2011	06	14995335	AMTECH ELEVATORS	2,205.56
181636	5/20/2011	06	14996753	APPLE COMPUTER INC-AUSTIN	13,555.06
181272	5/16/2011	06	14991628	AREY JONES EDUCATIONAL SOLUTIONS	2,868.72
182036	5/26/2011	06	14001582	AREY JONES EDUCATIONAL SOLUTIONS	7,609.23
182037	5/26/2011	06	14001583	AREY JONES EDUCATIONAL SOLUTIONS	2,819.73
182070	5/26/2011	06	14001616	AREY JONES EDUCATIONAL SOLUTIONS	38,066.31
182074	5/26/2011	06	14001620	AREY JONES EDUCATIONAL SOLUTIONS	8,459.18
182153	5/27/2011	06	14002160	AREY JONES EDUCATIONAL SOLUTIONS	24,812.72
182156	5/27/2011	06	14002163	AREY JONES EDUCATIONAL SOLUTIONS	13,195.09
182157	5/27/2011	06	14002164	AREY JONES EDUCATIONAL SOLUTIONS	12,295.09

182188	5/27/2011	06	14002195	AUGMENTATIVE RESOURCES INC.	16,144.60
182030	5/26/2011	06	14001576	BALLARD & TIGHE	8,711.82
181624	5/20/2011	06	14996741	BEST PRICE PRODUCT INC.	3,957.65
181626	5/20/2011	06	14996743	BEST PRICE PRODUCT INC.	3,764.98
182057	5/26/2011	06	14001603	BLIND CHILDREN'S LEARNING CENTER	2,406.50
181637	5/20/2011	06	14996754	BONNETT IRRIGATION	5,150.01
181266	5/16/2011	06	14991622	BORDERS, INC.	2,935.92
181655	5/20/2011	06	14996772	BRENNTAG PACIFIC, INC.	4,900.16
181988	5/25/2011	06	14000467	BRENNTAG PACIFIC, INC.	4,526.05
182051	5/26/2011	06	14001597	CAL POLY POMONA	60,159.32
182073	5/26/2011	06	14001619	CALIFORNIA DEPARTMENT OF ED	5,275.70
182059	5/26/2011	06	14001605	CAROLYN E. WYLIE CENTER	2,414.00
182052	5/26/2011	06	14001598	CATAPULT LEARNING WEST, LLC	6,837.58
182054	5/26/2011	06	14001600	CATAPULT LEARNING WEST, LLC	18,228.03
181267	5/16/2011	06	14991623	CCS PRESENTATION SYS	3,099.38
181281	5/16/2011	06	14991637	CENTEN CONSULTING, LLC	5,066.67
181551	5/19/2011	06	14995342	COAST 2 COAST COACHING	10,400.00
181711	5/23/2011	06	14997935	ENTERPRISE FLEET MANAGEMENT, INC.	188,167.98
181925	5/25/2011	06	14000404	GAMEDAY SPORT AND EDUCATION, LLC	36,839.25
181898	5/24/2011	06	14998893	GULL, MICHAEL P.	2,398.87
181588	5/20/2011	06	14996705	HANDS ON TECHNOLOGY TRANSFER, INC	2,495.00
181500	5/19/2011	06	14995291	HEWLETT PACKARD-STL GOVT. SALES	8,617.55
181220	5/16/2011	06	14991576	IMAGING PLUS	3,421.30
181391	5/17/2011	06	14992592	KC DISTANCE LEARNING DBA AVENTA	3,155.00
181425	5/18/2011	06	14993842	KEY DATA SYSTEMS	12,500.00
181912	5/25/2011	06	14000392	KEY DATA SYSTEMS	29,000.00
181837	5/24/2011	06	14998834	LANGUAGE CIRCLE ENTERPRISE, INC.	17,812.50
181513	5/19/2011	06	14995304	LEADING EDGE LEARNING CENTER	5,987.88
181920	5/25/2011	06	14000400	LEARNING PLUS ASSOCIATES	14,170.12
181720	5/23/2011	06	14997944	MATHNASIUM OF SAN CLEMENTE	9,022.49
182022	5/26/2011	06	14001568	MCGRAW HILL	2,115.84
181870	5/24/2011	06	14998866	MILLER, SUSAN S	6,278.00
181607	5/20/2011	06	14996724	NATIONAL SEATING & MOBILITY	2,215.24
181722	5/23/2011	06	14997946	NORTH VALLEY SCHOOL, INC.	11,345.95
181836	5/24/2011	06	14998833	NORTHWEST EVALUATION ASSOCIATION	14,900.00
181297	5/16/2011	06	14991653	OLD TOWN INN	3,402.00
181580	5/19/2011	06	14995371	OXFORD TUTORING CENTER	16,893.64
181804	5/23/2011	06	14998028	OXFORD TUTORING CENTER	3,285.00
181458	5/18/2011	06	14993875	PEARSON CURRICULUM	22,804.88
181783	5/23/2011	06	14998007	PPG	4,346.72
181574	5/19/2011	06	14995365	PROFESSIONAL TUTORS OF AMERICA	10,627.50
181568	5/19/2011	06	14995359	RIVERSIDE ARTS COUNCIL	7,929.19
181314	5/17/2011	06	14992515	RIVERSIDE COUNTY OFFICE OF ED.	15,000.00
181315	5/17/2011	06	14992516	RIVERSIDE COUNTY OFFICE OF ED.	8,000.00
181316	5/17/2011	06	14992517	RIVERSIDE COUNTY OFFICE OF ED.	7,000.00
181319	5/17/2011	06	14992520	RIVERSIDE COUNTY OFFICE OF ED.	10,000.00
181320	5/17/2011	06	14992521	RIVERSIDE COUNTY OFFICE OF ED.	60,000.00

181321	5/17/2011	06	14992522	RIVERSIDE COUNTY OFFICE OF ED.	14,000.00
181322	5/17/2011	06	14992523	RIVERSIDE COUNTY OFFICE OF ED.	5,000.00
181323	5/17/2011	06	14992524	RIVERSIDE COUNTY OFFICE OF ED.	18,000.00
181324	5/17/2011	06	14992525	RIVERSIDE COUNTY OFFICE OF ED.	7,500.00
181583	5/19/2011	06	14995374	RIVERSIDE COUNTY OFFICE OF ED.	10,000.00
181805	5/23/2011	06	14998029	RIVERSIDE COUNTY OFFICE OF ED.	8,000.00
181986	5/25/2011	06	14000465	RIVERSIDE, CITY OF	31,712.87
181695	5/20/2011	06	14996812	RIVERSIDE, COUNTY OF	3,300.00
181802	5/23/2011	06	14998026	RIVERSIDE, COUNTY OF	6,460.00
181463	5/18/2011	06	14993880	ROBERTS, TERRENCE J.	4,000.00
181572	5/19/2011	06	14995363	ROCKET LEARNING	16,625.48
182167	5/27/2011	06	14002174	SCHOLASTIC, INC.	7,548.51
182169	5/27/2011	06	14002176	SCHOLASTIC, INC.	3,154.29
181285	5/16/2011	06	14991641	SCHOOL BASED REIMBURSEMENT PARTNERS	8,864.73
181346	5/17/2011	06	14992547	SEA CLEAR POOLS, INC.	17,881.75
181949	5/25/2011	06	14000428	SIGLER WHOLESALE DISTRIBUTORS	3,224.82
181452	5/18/2011	06	14993869	SOCO GROUP, INC.	15,219.43
181308	5/16/2011	06	14991664	SPECTRUM COMMUNICATIONS CABLING INC	4,939.85
181865	5/24/2011	06	14998861	SPINITAR	2,208.04
181378	5/17/2011	06	14992579	STUDENT TRANSPORTATION OF AMERICA	252,638.17
181839	5/24/2011	06	14998836	STUDENT TRANSPORTATION OF AMERICA	252,932.60
181289	5/16/2011	06	14991645	TOWN & COUNTRY HOTEL-CONVENTION	8,370.24
181290	5/16/2011	06	14991646	TOWN & COUNTRY HOTEL-CONVENTION	6,277.68
181291	5/16/2011	06	14991647	TOWN & COUNTRY HOTEL-CONVENTION	9,765.28
181293	5/16/2011	06	14991649	TOWN & COUNTRY HOTEL-CONVENTION	9,067.76
181294	5/16/2011	06	14991650	TOWN & COUNTRY HOTEL-CONVENTION	10,462.80
182146	5/27/2011	06	14002153	TRANE	3,116.00
182148	5/27/2011	06	14002155	WHITE CAP CONSTRUCTION SUPPLY	2,777.00
181303	5/16/2011	06	14991659	WINDSOR SUITES	3,805.08
181570	5/19/2011	06	14995361	YMCA	65,538.12
181623	5/20/2011	06	14996740	YOUR TRAVEL CENTER INC.	5,052.70
TOTAL FUND 06					\$ 1,797,967.01

ADULT EDUCATION FUND 11

181902	5/25/2011	11	14000382	FOLLETT EDUCATIONAL SERVICES	2,063.75
181830	5/24/2011	11	14998827	MARKET LAB	2,343.76
181402	5/17/2011	11	14992603	NASCO	2,813.18
TOTAL FUND 11					\$ 7,220.69

CHILD DEVELOPMENT FUND 12

181287	5/16/2011	12	14991643	CM SCHOOL SUPPLY	5,266.18
TOTAL FUND 12					\$ 5,266.18

CAFETERIA SPECIAL REVENUE FUND 13

181385	5/17/2011	13	14992586	A & R WHOLESALE DISTRIBUTORS INC	11,884.36
181393	5/17/2011	13	14992594	A & R WHOLESALE DISTRIBUTORS INC	14,007.00

181464	5/18/2011	13	14993881	A & R WHOLESALE DISTRIBUTORS INC	14,426.28
181465	5/18/2011	13	14993882	ARROW RESTAURANT EQUIPMENT	10,387.96
181569	5/19/2011	13	14995360	DEMATTEO'S PIZZA	4,666.00
181782	5/23/2011	13	14998006	DEMATTEO'S PIZZA	5,657.00
182160	5/27/2011	13	14002167	E-Z UP	2,609.73
181571	5/19/2011	13	14995362	GOLD STAR FOODS	6,886.17
181576	5/19/2011	13	14995367	GOLD STAR FOODS	18,354.58
181584	5/19/2011	13	14995375	GOLD STAR FOODS	10,343.36
181950	5/25/2011	13	14000429	GOLD STAR FOODS	3,224.30
181965	5/25/2011	13	14000444	GOLD STAR FOODS	6,222.42
182045	5/26/2011	13	14001591	GOLD STAR FOODS	4,942.54
182083	5/26/2011	13	14001629	GOLD STAR FOODS	5,468.08
182085	5/26/2011	13	14001631	GOLD STAR FOODS	16,022.89
182088	5/26/2011	13	14001634	GOLD STAR FOODS	31,177.71
182092	5/26/2011	13	14001638	GOLD STAR FOODS	11,903.85
182095	5/26/2011	13	14001641	GOLD STAR FOODS	33,893.77
182097	5/27/2011	13	14002105	GOLD STAR FOODS	14,320.60
182098	5/27/2011	13	14002106	GOLD STAR FOODS	9,636.74
182100	5/27/2011	13	14002108	GOLD STAR FOODS	30,584.27
182101	5/27/2011	13	14002109	GOLD STAR FOODS	15,822.03
182102	5/27/2011	13	14002110	GOLD STAR FOODS	11,603.44
182192	5/27/2011	13	14002199	GOLD STAR FOODS	32,078.41
182193	5/27/2011	13	14002200	GOLD STAR FOODS	12,860.53
181310	5/17/2011	13	14992511	HOLLANDIA DAIRY	44,682.27
181559	5/19/2011	13	14995350	HOLLANDIA DAIRY	43,638.29
181469	5/18/2011	13	14993886	KAMRAN AND COMPANY, INC.	55,051.43
182103	5/27/2011	13	14002111	MORENO BROS. DIST.	2,612.55
181875	5/24/2011	13	14998871	P & R PAPER SUPPLY	20,132.53
181399	5/17/2011	13	14992600	SYSCO LOS ANGELES, INC.	6,248.52
182170	5/27/2011	13	14002177	SYSCO LOS ANGELES, INC.	9,581.04
182172	5/27/2011	13	14002179	SYSCO LOS ANGELES, INC.	2,705.01
182105	5/27/2011	13	14002113	UNITED FRESH PRODUCE	9,521.11
182107	5/27/2011	13	14002115	UNITED FRESH PRODUCE	8,323.02
TOTAL FUND 13					\$ 541,479.79

DEFERRED MAINTENANCE FUND 14

181633	5/20/2011	14	14996750	COLLINS & AIKMAN FLOORCOVERINGS	2,023.54
TOTAL FUND 14					\$ 2,023.54

BUILDING FUND 21

181743	5/23/2011	21	14997967	CONTINENTAL FLOORING	8,974.10
181744	5/23/2011	21	14997968	CONTINENTAL FLOORING	2,678.61
181745	5/23/2011	21	14997969	CONTINENTAL FLOORING	8,160.50
181747	5/23/2011	21	14997971	CONTINENTAL FLOORING	8,921.80
181748	5/23/2011	21	14997972	ECONO FENCE	17,960.02
181749	5/23/2011	21	14997973	ECONO FENCE	15,100.39

181751	5/23/2011	21	14997975	ECONO FENCE	10,990.00
181752	5/23/2011	21	14997976	INFINITY STRUCTURES, INC.	3,900.00
181753	5/23/2011	21	14997977	INFINITY STRUCTURES, INC.	53,766.60
181754	5/23/2011	21	14997978	INFINITY STRUCTURES, INC.	34,866.70
181756	5/23/2011	21	14997980	INFINITY STRUCTURES, INC.	40,774.75
181758	5/23/2011	21	14997982	INLAND PACIFIC TILE, INC.	6,277.34
181759	5/23/2011	21	14997983	INLAND PACIFIC TILE, INC.	3,683.78
181760	5/23/2011	21	14997984	INLAND PACIFIC TILE, INC.	5,057.58
181761	5/23/2011	21	14997985	MC PAINTING	2,775.00
181762	5/23/2011	21	14997986	MC PAINTING	4,800.00
181763	5/23/2011	21	14997987	MC PAINTING	2,775.00
181764	5/23/2011	21	14997988	MC PAINTING	6,560.40
181765	5/23/2011	21	14997989	MC PAINTING	17,633.93
181766	5/23/2011	21	14997990	SOUTHERN CALIFORNIA LANDSCAPING, INC.	15,500.00
181767	5/23/2011	21	14997991	SOUTHERN CALIFORNIA LANDSCAPING, INC.	11,484.53
181768	5/23/2011	21	14997992	SOUTHERN CALIFORNIA LANDSCAPING, INC.	10,665.93
181770	5/23/2011	21	14997994	STOLO CABINETS, INC.	9,450.26
181771	5/23/2011	21	14997995	STOLO CABINETS, INC.	7,279.83
181773	5/23/2011	21	14997997	STOLO CABINETS, INC.	8,644.22
181774	5/23/2011	21	14997998	UNITED CONTRACTORS	8,154.30
181775	5/23/2011	21	14997999	UNITED CONTRACTORS	5,724.45
181776	5/23/2011	21	14998000	UNITED CONTRACTORS	5,139.70
181777	5/23/2011	21	14998001	UNITED CONTRACTORS	14,732.57
TOTAL FUND 21					\$ 352,432.29

CAPITAL FACILITIES FUND 25

181705	5/20/2011	25	14996822	BEST, BEST, & KRIEGER, LLP	6,057.17
181676	5/20/2011	25	14996793	DAVID TAUSSIG AND ASSOCIATES, INC.	3,150.62
181687	5/20/2011	25	14996804	DAVID TAUSSIG AND ASSOCIATES, INC.	2,052.50
181694	5/20/2011	25	14996811	DAVID TAUSSIG AND ASSOCIATES, INC.	2,216.25
TOTAL FUND 25					\$ 13,476.54

COUNTY SCHOOL FACILITIES FUND 35

181887	5/24/2011	35	14998883	CASTON PLASTERING & DRYWALL	5,300.95
TOTAL FUND 35					\$ 5,300.95

SELF INSURANCE FUND 67

181311	5/17/2011	67	14992512	RUSD WORKER'S COMP TRUST	29,417.76
181809	5/23/2011	67	14998033	THEOBALD, FORREST	4,164.00
181840	5/24/2011	67	14998837	UNION BANK OF CALIFORNIA	105,892.64
181841	5/24/2011	67	14998838	UNION BANK OF CALIFORNIA	58,825.70
TOTAL FUND 67					\$ 198,300.10

VARIOUS FUNDS

181825	5/24/2011	03,06	14998822	HIGH TRAILS OUTDOOR SCIENCE SCHOOL	6,400.00
--------	-----------	-------	----------	------------------------------------	----------

181219	5/16/2011	03,06	14991575	IBO	5,400.00
181595	5/20/2011	03,06	14996712	LEARNING PLUS ASSOCIATES	3,694.74
181529	5/19/2011	03,06	14995320	OFFICE MAX	2,195.86
182032	5/26/2011	03,06	14001578	OFFICE MAX	8,600.71
181288	5/16/2011	03,06	14991644	PEDERSEN, PHD, JOHN E.	6,000.00
182130	5/27/2011	03,06	14002137	PEDERSEN, PHD, JOHN E.	6,000.00
181528	5/19/2011	03,06,11,12	14995319	OFFICE MAX	5,608.91
181298	5/16/2011	03,06,11,13	14991654	OFFICE MAX	30,405.27
181300	5/16/2011	03,06,11,13	14991656	OFFICE MAX	3,626.91
181527	5/19/2011	03,06,12	14995318	OFFICE MAX	17,044.37
182033	5/26/2011	03,06,12	14001579	OFFICE MAX	2,685.90
181299	5/16/2011	03,06,12,13	14991655	OFFICE MAX	8,457.16
181573	5/19/2011	03,06,13	14995364	ALTURA CREDIT UNION	17,612.95
182031	5/26/2011	03,06,13	14001577	OFFICE MAX	25,231.81
182025	5/26/2011	03,11	14001571	WAXIE SANITARY SUPPLY	31,918.10

TOTAL VARIOUS FUNDS

\$ 180,882.69

TOTAL WARRANTS OVER \$2,000.00

\$ 4,140,598.28

TOTAL WARRANTS UNDER \$2,000.00

\$ 336,794.60

GRAND TOTAL ALL FUNDS

\$ 4,477,392.88



Riverside Unified School District

3380 14th Street • Riverside, CA • 92501

Board Meeting Agenda June 20, 2011

Topic: Rejection of Claim – Machado, Norma

Presented by: Debra Campbell, Director, Risk Management
Responsible

Cabinet Member: Mike Fine, Deputy Superintendent, Business Services and Governmental Relations

Type of Item: Consent

Short Description: A claim for damages has been received and the District's claim administrator recommends rejection of the claim at this time.

DESCRIPTION OF AGENDA ITEM:

A claim for damages has been filed by an attorney on behalf of an employee from Snowline Joint Unified School District who claims to have tripped and fallen, suffering head/facial injuries at the Lester Oaks event held at Martin Luther King High School on November 13, 2010.

The District's claims administrator recommends rejection of the claim at this time.

FISCAL IMPACT: None

RECOMMENDATION: It is recommended that the Board of Education reject the above claim in accordance with Californian Government Code, Section 913.

ADDITIONAL MATERIAL: None

**Board Meeting Agenda
June 20, 2011**

Topic: Rejection of Claim – Gaspard, Joshua

Presented by: Debra Campbell, Director, Risk Management
Responsible

Cabinet Member: Mike Fine, Deputy Superintendent, Business Services and Governmental
Relations

Type of Item: Consent

Short Description: A claim for damages has been received and the District’s claim administrator recommends rejection of the claim at this time.

DESCRIPTION OF AGENDA ITEM:

A claim for damages has been filed by the parent of a student at Victoria Elementary School who claims to have been physically and emotionally injured by a classroom aid in the HEARTS after school program.

The District’s claims administrator recommends rejection of the claim at this time.

FISCAL IMPACT: None

RECOMMENDATION: It is recommended that the Board of Education reject the above claim in accordance with Californian Government Code, Section 913.

ADDITIONAL MATERIAL: None



Riverside Unified School District

3380 14th Street • Riverside, CA • 92501

Board Meeting Agenda June 20, 2011

Topic: Notice of Completion – Purchase Order C6001673– Bid No. 2010/11-08 – Polytechnic High School – Boiler Replacement

Presented by: Jane Jumnongsilp, Purchasing Manager

Responsible Cabinet Member: Mike Fine, Deputy Superintendent, Business Services and Governmental Relations

Type of Item: Consent

Short Description: A Notice of Completion is recommended for RKDM Enviro-Energy Services for Polytechnic High School Boiler Replacement.

DESCRIPTION OF AGENDA ITEM:

On January 18, 2011 the Board of Education approved Bid No. 2010/11-08 – Boiler Replacement at Polytechnic High School. The bid was awarded to RKDM Enviro-Energy Services, and Purchase Order C6001673 was issued in the amount of \$141,897.00. One subsequent change order was approved for \$4,950.00, bringing the total amount of the Purchase Order to \$146,847.00.

The scope of work for this project was to renovate/replace the Boiler system for Polytechnic High School.

District staff, and inspector of record have reviewed the project, deemed the project complete, and a Notice of Completion is now being requested.

Funding for this project is one hundred (100%) from the Deferred Maintenance Funds.

FISCAL IMPACT: None

RECOMMENDATION: It is recommended that the Board of Education direct that a Notice of Completion be filed for RKDM Enviro-Energy Services – Purchase Order C6001673, for a total amount of \$146,847.00.

ADDITIONAL MATERIAL: Notice of Completion Request – Boiler Replacement at Polytechnic High School

Attached: Yes

Consent Agenda — Page 1

Jumnongsilp, Chenchira (Jane)

Subject: FW: RKDM
Attachments: BOE - NOC - RKDM.doc

From: Raimondi, Leo (Lee)
Sent: Tuesday, May 31, 2011 2:41 PM
To: Vinson, Nancy J. (Chasey)
Subject: RKDM

Nancy,
Please do a notice of completion and release the final on Poly Boiler. I was under the impression this was done prior to my vacation. Please expedite.
Thank you.
-Lee

Lee Raimondi
Assistant Director
Maintenance & Operations
Electrical / Mechanical / Plumbing
Fire / Security / Audio Visual
Office 788-7496 X 84006 X 84060
Cell 951-368-7712

**Board Meeting Agenda
June 20, 2011**

Topic: Purchase of Furniture, Filing, and Office Equipment – Cooperative Purchasing Agreement, Redlands Unified School District Bid Number 4-11

Presented by: Jane Jumnongsilp, Purchasing Manager

Responsible

Cabinet Member: Mike Fine, Deputy Superintendent, Business Services and Governmental Relations

Type of Item: Consent

Short Description: Cooperative Purchasing Agreement for purchase of furniture, filing and office equipment.

DESCRIPTION OF AGENDA ITEM:

California law provides that public agencies may establish cooperative purchasing agreements wherein one public agency awards a competitive contract to a vendor and allows other public agencies to utilize or “piggyback” on the contract. Approval of a cooperative purchasing agreement does not obligate the Board of Education to issue a contract or appropriate any funds. As indicated below, the Board of Education must find and determine that the use of a cooperative purchasing agreement is in the best interests of the District.

Riverside Unified School District desires to utilize an existing competitively awarded contract to purchase furniture, filing, and office equipment. Redland Unified School District awarded a contract to multiple vendors, representing various manufacturers, which allows for cooperative purchasing agreements between public agencies. The contract is valid through May 24, 2012 with the option to renew for up to (3) additional years.

District staff has reviewed available cooperative purchasing agreements and other formal purchasing options to procure furniture, filing, and office equipment and found that the subject contract best meets the needs of the District.

FISCAL IMPACT: The approval of this agenda item to allow the use of the cooperative purchasing agreement referenced without limit as to dollar amount or items.

RECOMMENDATION: It is recommended that the Board of Education find and determine that it is in the best interest of the District to approve the utilization of the Cooperative Purchasing Agreement for Redlands Unified School District and to the multiple vendors that have competitively bid, Bid No. 4-11, to purchase quantities at unit price quoted, sufficient to meet the needs of the Riverside Unified School District. Furthermore, the District will make all purchases in its own name and be responsible for payment directly to the vendor, be responsible for any tax liability, and will hold Redland Unified School District harmless there from.

ADDITIONAL MATERIAL: Yes

PROOF OF PUBLICATION

(2015.5 C.G.P.)

(Space below for stamp only)

STATE OF CALIFORNIA
County of San Bernardino
ss.

I, the undersigned, hereby certify as follows:

I am a citizen of the United States and a resident of the County aforesaid. I am over the age of twenty-one years and am a party to or interested in the above-entitled matter. I am the principal clerk at the office of the Defendant, [Name], a newspaper or periodical publication published in the County of San Bernardino, and which newspaper has been adjudged a newspaper of general circulation by the Superior Court of the County of San Bernardino, State of California, under the date of October 10, 1977 (Case Number 78-0010) for the subject as which the approval is a non-printed copy set in type not smaller than "non-size" has been published in each regular and extra issue of said newspaper, and not in any supplement thereof or edition thereof, as follows:

Printed or Published on or about

1978
[Illegible text]

Redlands Unified School District

Meeting: BOARD OF EDUCATION : XI. BUSINESS SERVICES CONSENT ITEMS

Created : May 26, 2011 at 02:36 PM

d. Award Bid No. 4-11, for furniture, to be ordered on an as-needed basis at various sites, to the lowest responsible/responsive bidders, as listed on the Bid Sheet, effective immediately for one year, which may be extendable up to three years. The bid is structured as a percentage off of the current manufacturer's list price. Authorize Sherryl Avitabile, Assistant Superintendent, Business Services, and Carol Oedekerck, Purchasing Manager, to sign related documents on behalf of the Board (Appendix Item). (C)

May 24, 2011

Status: Finalized by LORI

Quick Summary / Abstract

This bid will provide furniture for the District's needs on an ongoing basis and charged to the appropriate fund. Bid was opened on April 12, 2011.

Associated File Attachments

[Bid No. 4-11 Furniture \(Files\)](#)

COUNTY FORM NO. 1
REGULAR AGG 1
SCHOOL CLAIMS DIVISION
COUNTY OF SAN BERNARDINO

CERTIFICATION OF BOARD MINUTES

SCHOOL DISTRICT: Redlands Unified School District

SUBJECT MATTER: Award Bid No. 4-11


DATE OF ACTION: May 24, 2011

IN ACCORDANCE WITH PROVISIONS OF LEGAL CODES FOR THE STATE OF CALIFORNIA, THE GOVERNING BOARD OF THE ABOVE NAMED SCHOOL DISTRICT/COMMUNITY COLLEGE DISTRICT HEREBY APPROVES AND ADOPTS THE ACTION DESCRIBED BELOW

Award Bid No. 4-11, for furniture, to be ordered on an as needed basis at various sites, to the lowest responsible/responsive bidders, as listed on the Bid Sheet, effective immediately for one year which may be extendable up to three years. The bid is structured as a percentage off of the current manufacturer's list price. Authorize Sheryl Avitabile, Assistant Superintendent, Business Services, and Carol Odekerk, Purchasing Manager, to sign related documents on behalf of the Board.

AUTHORITY	EDUCATION CODE	SECTION
	GOVERNMENT CODE	SECTION
	OTHER:	NUMBER
SUPPORTIVE DATA:		

CERTIFY UNDER PENALTY OF PERJURY THE FOREGOING STATEMENTS TO BE TRUE AND CORRECT


SIGNATURE: ASSISTANT SUPERINTENDENT, BUSINESS SERVICES

DATE: May 25, 2011

**Board Meeting Agenda
June 20, 2011**

Topic: Purchase of Portable Classrooms and/or Portable Restrooms – Cooperative Purchasing Agreement, Los Alamitos Unified School District Bid Number 2010-0001 for the Purchase, Relocation, Dismantle, and Removal of Division of State Architect (DSA) Approved Portable Classrooms District-wide

Presented by: Jane Jumnongsilp, Purchasing Manager

Responsible Cabinet Member: Mike Fine, Deputy Superintendent, Business Services and Governmental Relations

Type of Item: Consent

Short Description: Cooperative Purchasing Agreement for purchase of portable classrooms and/or portable restrooms.

DESCRIPTION OF AGENDA ITEM:

Modernization, new construction, and growth-related projects at several school sites require the use of a combination of leased and purchased modular buildings for interim and permanent housing of students.

California law provides that public agencies may establish cooperative purchasing agreements wherein one public agency awards a competitive contract to a vendor and allows other public agencies to utilize or “piggyback” on the contract. Approval of a cooperative purchasing agreement does not obligate the Board of Education to issue a contract or appropriate any funds. As indicated below, the Board of Education must find and determine that the use of a cooperative purchasing agreement is in the best interests of the District.


Riverside Unified School District desires to utilize an existing competitively awarded contract to purchase, relocate, dismantle and remove of DSA approved portable classrooms district-wide. Los Alamitos Unified School District awarded a contract to Silver Creek Industries, Inc., which allows for cooperative purchasing agreements between public agencies. The contract is valid through November 16, 2011 and may be extended for four additional one (1) year period.

District staff has reviewed available cooperative purchasing agreements and other formal purchasing options to procure portable classrooms and/or portable restrooms and found that the subject contract best meets the needs of the District.

FISCAL IMPACT: The approval of this agenda item to allow the use of the cooperative purchasing agreement referenced without limit as to dollar amount or items.

RECOMMENDATION: It is recommended that the Board of Education find and determine that it is in the best interest of the District to approve the utilization of the Cooperative Purchasing Agreement for Los Alamitos Unified School District to the Silver Creek Industries, Inc. that have competitively bid, Bid No. 2010-0001, to purchase quantities at unit price quoted, sufficient to meet the needs of the Riverside Unified School District. Furthermore, the District will make all purchases in its own name and be responsible for payment directly to the vendor, be responsible for any tax liability, and will hold Los Alamitos Unified School District harmless there from.

ADDITIONAL MATERIAL: Yes



LOS ALAMITOS UNIFIED SCHOOL DISTRICT

BID # 2010-0001/ OCT 08, 2010-2:00 PM

Purchase, Relocation, Dismantle and Removal of Department of State
Architect (DSA) Approved Temporary Portable Classrooms District-Wide

AWARDED TO: SILVER CREEK INDUSTRIES, INC

195 E. Morgan Street
Perris, CA 92571
(951) 943-9343
(951) 943-2211 fax
www.silver-creek.net



Building for the Next Generation

Los Alamitos Unified School District

10293 Bloomfield Street • Los Alamitos, California 90720-2429

(562) 799-4700 • Fax (562) 799-4711



Gregory A. Franklin, Ed. D.
Superintendent

Notice of Award


Date: December 21, 2010

Bid No.: 2010-0001

Bid Name: Purchase, Relocation, Dismantle and Removal of Department of State Architect (DSA) Approved Portable Classrooms District Wide

To: Silver Creek Industries, Inc.,

The Los Alamitos Unified School District (District) has considered the bid submitted by you for the work described above. You are hereby notified that your bid was approved by the Governing Board on November 16, 2010. Once a project has been defined the District will contact Silver Creek with a scope and agreement.


Patricia L. Meyer
Assistant Superintendent, Business Services



LOS ALAMITOS UNIFIED SCHOOL DISTRICT

EXCERPT FROM NOVEMBER 16, 2010

BOARD OF EDUCATION MEETING

ACTION

- 11(b)4 Upon motion by Mrs. Russell, and second by Mr. Boyer, the Board unanimously approved to accept Bid No. 2010-0001 for the purchase, relocation, dismantle, and removal of Division Of State Architect (DSA) approved portable classrooms districtwide from Silver Creek Industries, Inc..

This is to certify that this is an exact copy of the portion of the Minutes of the Meeting of the Board of Education on November 16, 2010.

LOS ALAMITOS UNIFIED SCHOOL DISTRICT

Karen Russell

Clerk of the Board 2009-2010

- (ai) Approval of an Independent Contractor Agreement with Slater and Associates to provide training to elementary teachers districtwide using new components of our existing english learner curriculum materials.
- (aj) Approval of amendment to the Agreement with DynTek Consulting Services for additional support in Desktop, Printing, and Network support as needed. This agreement with DynTek Consulting Services provides assistance with desktop, server, and network infrastructure support, as needed.
- (ak) Approval for the Personnel Commissioners Carol Jones, Irma Austin and Lisa Gardner to attend the Personnel Commissioners Association of Southern California (PCASC) Dinner Meeting on December 15, 2010, in Downey California. Personnel Commissioners attend meetings gathering information to benefit the District.

11. ACTION

(a) SPECIAL ITEMS

- 1. Upon motion by Mr. Boyer and second by Mrs. Russell, the Board unanimously approved to hold the Annual Organizational Meeting on December 14, 2010.

(b) BUSINESS

- 1. Upon motion by Mrs. Russell, second by Dr. Barke, the Board unanimously approved warrants totaling \$2,646,919.86 for the period of October 15 through November 4, 2010.
- 2. Upon motion by Mrs. Russell, second by Mr. Boyer, the Board unanimously approved and accepted donations in the amount of \$16,096.94.
- 3. Upon motion by Mr. Boyer, second by Dr. Barke, the Board unanimously approved the 2010-2011 First Interim Report, 2010-2011 Revised Budget, and Certification of Financial Condition.
- 4. Upon motion by Mrs. Russell, second by Mr. Boyer, the Board unanimously approved and accepted Bid No. 2010-0001 for the purchase, relocation, dismantle, and removal of Division of State Architect (DSA) approved portable classrooms districtwide from Silver Creek Industries, Inc. The District prepared and advertised this bid for new portable buildings in order to have the best pricing as the buildings are needed for the modernization program throughout the District.

(c) HUMAN RESOURCES

- 1. Upon motion by Mr. Boyer, second by Dr. Barke, the Board unanimously approved the Classified Personnel Report which included: Retirement, Change of Status, Separation, Employment, and Promotion.

LOS ALAMITOS UNIFIED SCHOOL DISTRICT

November 16, 2010

APPROVAL TO ACCEPT BID NO. 2010-0001 FOR THE PURCHASE, RELOCATION,
DISMANTLE, AND REMOVAL OF DIVISION OF STATE ARCHITECT (DSA)
APPROVED PORTABLE CLASSROOMS DISTRICTWIDE FROM SILVER CREEK
INDUSTRIES, INC.

Approval is requested to accept Bid No. 2010-0001 for the purchase, relocation, dismantle, and removal of Division of State Architect (DSA) approved portable classrooms Districtwide from Silver Creek Industries, Inc.

- Who: Silver Creek Industries, Inc.
- What: Acceptance of Bid No. 2010-0001 received on October 8, 2010, for the purchase, relocation, dismantle, and removal of portable classrooms throughout the District.
- Where: Districtwide
- When: The contract term is one (1) year after award of bid, and may be extended for four additional one (1) year periods in accordance with provisions contained in the Education Code.
- Why: The District prepared and advertised this bid for new portable buildings in order to have the best pricing as portable buildings are needed for the modernization program throughout the District. This bid may be piggybacked by other agencies for their own use.
- Cost: Attachments A and B on the following pages list the prices for the base and alternate items from the bid. The prices are to remain firm for the first year with a possible price adjustment increase each period as follows: The prices set forth in the Bid Form may be adjusted annually beginning in October 2011, pursuant to the following; the contractor submits a request to the DISTRICT, for a price adjustment in writing. The price adjustment shall be calculated as follows: The original contract price multiplied by the sum of one (1) and the change in the Consumer Price Index, Los Angeles – Anaheim CPI (State of California, Division of Labor Statistics & Research) between the index value for the final month of the current period and the May 2010 index value. The price adjustment for each twelve-month period thereafter shall use the index of the final month of the current period applied against the May 2010 Index value and the original price.

RECOMMENDED BOARD ACTION: Approval to accept Bid No. 2010-0001 for the purchase, relocation, dismantle, and removal of Division of State Architect (DSA) approved portable classrooms Districtwide from Silver Creek Industries, Inc.

Ref. 11(b)4

**Board Meeting Agenda
June 20, 2011**

Topic: Certificated Personnel Assignment Order – CE 10/11-19 and
 Classified/Non-Classified Personnel Assignment Order CL 10/11-19

Presented by: Lou Mason, Director of Certificated Personnel and
 Vanessa Connor, Director of Classified Personnel

Responsible
Cabinet Member: Kathleen M. Sanchez, Assistant Superintendent, Human Resources

Type of Item: Consent

Short Description: The latest District’s management, certificated and classified personnel
 actions are presented to the Board of Education for approval

DESCRIPTION OF AGENDA ITEM:

Board approval is requested of the District’s latest management, certificated and classified personnel actions, which include the following:

Authorizations to Teach in a Single Subject Area in the 2011-2012 School Year {E.C.s §44256(b); §44258.2; §44258.7(b); §44263; and §44831}, Change in Status from Substitute Employee to Regular Employee, Exhaustion of Sick Leave – 39 Month Reemployment, Leaves, Non-Reelection of an Employee on an Intern Contract, Non-Reemployment of Employees on a Temporary Contract (E.C.s §44909 and §44920), Re-Hires from the 39-Month Reemployment List, Rehires - Temporary Employee (E.C. §44920), Resignations, Retirements, Temporarily Assigned to a Higher Classification, and Voluntary Demotions/Reassignments/Reductions/Transfers.

FISCAL IMPACT: To be determined

RECOMMENDATION: It is recommended that the Board of Education approve the District’s latest personnel actions for both certificated and classified.

ADDITIONAL MATERIAL: Certificated Personnel Assignment Order – CE 10/11-19 and
Classified/Non-Classified Personnel Assignment Order CL 10/11-19

Attached: Yes

CERTIFICATED PERSONNEL ASSIGNMENT ORDER #CE 10/11-19

June 20, 2011

CERTIFICATED PERSONNEL

Authorizations to Teach in a Single Subject Area in the 2011-2012 School Year

E.C. §44256(b) Authorization to teach a single subject in middle school (multiple subject credential and 12 semester units in another subject area required).

Chemawa Middle School	Hurtado, Fernando	Language Arts
Chemawa Middle School	Petersen, Phillip	Math
Earhart Middle School	Montegna, Paul	Social Science
Gage Middle School	Aguirre, Carmen	Language Arts
Gage Middle School	Mendoza, Elvira	Math
Gage Middle School	Nguyen, Claire	Math
Sierra Middle School	McIntyre, Paul	Language Arts
Sierra Middle School	Martin, James	Math
Sierra Middle School	Parr, Deborah	Language Arts
Sierra Middle School	Rumsey, Edwin	Social Science

E.C. §44258.2 Authorization to teach a single subject in middle school (single subject credential and 12 semester units in another subject area required).

Central Middle School	Sun, Mary Theresa	Social Science
Chemawa Middle School	Awunganyi, Marvi	Physical Science
Chemawa Middle School	Donaldson, Rodney	Life Science
Chemawa Middle School	Larrondo, Jorge	Social Science
Earhart Middle School	Baker-Brooks, Cynthia	Life Science
Earhart Middle School	Rodriguez, Aleta	Life Science
Gage Middle School	Quijada, Edmundo	Language Arts (Yearbook)
University Heights Middle School	Hatzidakis, Billie-Jean	Social Science

E.C. §44258.7(b) Authorization to teach physical education sport in high school (basic teaching credential required).

Arlington High School	Biddle, Eric	PE Sport
Arlington High School	Grisham, William	PE Sport
Arlington High School	Rungo, Gary	PE Sport

E.C. §44258.7(b) Authorization to teach physical education sport in high school (basic teaching credential required). Continued

King High School	Corridan, Kevin	PE Sport
King High School	Peters, Bradley	PE Sport
King High School	Rosa, Kevin	PE Sport
King High School	Scott, Kenneth	PE Sport
North High School	Barton, Tad	PE Sport
North High School	Grottness, Michelle	PE Sport
North High School	Duncan, Jeanine	PE Sport
North High School	Madril, Steve	PE Sport
North High School	Mateljan, Nick	PE Sport
North High School	McCandless, Lillian	PE Sport
North High School	Mendoza, Mario	PE Sport
North High School	Schive, Christine	PE Sport
North High School	Wilson, Elizabeth	PE Sport
Poly High School	Czarnecki, Vanessa	PE Sport
Poly High School	Figueroa, Alex	PE Sport
Poly High School	Finfrock, Casey	PE Sport
Poly High School	Huerta, Jeffrey	PE Sport
Poly High School	Llera, Sid	PE Sport
Poly High School	Voelker, Gary	PE Sport
Ramona High School	Takano, Derrick	PE Sport

E.C. §44263 Authorization to teach a single subject in high school (basic teaching credential and 18 semester units in another subject area required).

Arlington High School	Biddle, Eric	English (Yearbook)
Arlington High School	Hirsch, Susan	English
Arlington High School	Oster, Stephen	Chemistry
King High School	Berberich, Petra	Spanish
King High School	Burnham, James	Social Science
King High School	Dietz, Jeffrey	Computers
King High School	Hare, Courtney	Physical Education (Dance)
King High School	Kells, Lisa	English
King High School	Scott, Kenneth	Business/Math
King High School	Mushinskie, Kenneth	Physical Education
North High School	Aguirre, Hugo	Spanish
North High School	Breunig, David	Biology
North High School	Dean, Anita	Math
North High School	Griffiths, Rebecca	Spanish
North High School	Martinez, Jesus	Social Science
North High School	O'Rourke, Christine	Math
North High School	Padilla, Marissa	English

E.C. §44263 Authorization to teach a single subject in high school (basic teaching credential and 18 semester units in another subject area required). Continued

North High School	Paredes, Mark	Physical Education
North High School	Tamayo, Carolina	English
North High School	Tautolo, Toni	Health
Poly High School	Arceo, Elizabeth	English
Poly High School	Blythe Allison	Social Science
Poly High School	Llera, Sidney	Computers/English (Yearbook)
Poly High School	Moore, Richard	Math
Poly High School	Mubashshir, Haniyyah	Social Science
Poly High School	Murray, Catherine	English
Poly High School	Nelson, Laura	English (English Coach)
Poly High School	Wiley, Duverick	French
Poly High School	Wilson, Cynthia	Math
Ramona High School	Ball, Clinton	Math
Ramona High School	Hernandez-Ryan, Monique	Biology

E.C. §44831 Authorization to provide speech and language services (license issued by the Speech-Language Pathology and Audiology Board, Masters Degree in communication disorders, and CBEST required).

Pupil Services	Sauvé, Shawn E.	LSH Specialist
----------------	-----------------	----------------

Leaves

Lake Mathews Elementary School (Personal Unpaid Leave) Hansen, Erin	Teacher	07/01/11 – 06/30/12
Secondary School (Paid Administrative Leave) 1011-163684	Teacher	05/25/11 – 06/03/11

Non-Reelection of an Employee on an Intern Contract

Secondary School 1011-072745	Resource Specialist	06/04/11
---------------------------------	---------------------	----------

Non-Reemployment of Employees on a Temporary Contract (E.C. §44909)

Elementary Schools

1011-108756	TSA/HEARTS	06/04/11
1011-213304	TSA/HEARTS	06/04/11
1011-082289	Pre-School Teacher	06/04/11
1011-105428	Pre-School Teacher	06/04/11
1011-127978	Pre-School Teacher	06/04/11
1011-159822	Pre-School Teacher	06/04/11
1011-214643	Pre-School Teacher	06/04/11
1011-223306	Pre-School Teacher	06/04/11

Secondary Schools

1011-216184	Prime Time Coordinator	06/04/11
1011-141519	Prime Time Coordinator	06/04/11
1011-004801	Choir Teacher	06/04/11

Riverside Adult School

1011-072269	Teacher	06/02/11
-------------	---------	----------

Non-Reemployment of Employees on a Temporary Contract (E.C. §44909) -Continued

1011-183413	GED Proctor	05/26/11
.		
1011-108618	Teacher	06/02/11
1011-206820	Teacher	06/02/11
1011-079416	Sports Officiating	10/22/10
1011-204643	Teacher	06/02/11
1011-116395	Teacher	04/19/11
1011-162272	Teacher	06/02/11
1011-018624	GED Examiner	05/26/11
1011-013151	Teacher	05/26/11
1011-222707	Teacher	06/02/11
1011-192230	Teacher	05/20/11
1011-035630	Teacher	06/02/11
1011-225259	Teacher	05/27/11
1011-002096	Teacher	05/28/11

Non-Reemployment of Employees on a Temporary Contract (E.C. §44909) -Continued

1011-210822	Teacher	06/02/11
1011-004777	Teacher	05/20/11
1011-004609	Teacher	06/02/11
1011-002143	Teacher	05/20/11
1011-156648	Teacher	06/02/11
1011-015385	Teacher	05/20/11

Non-Reemployment of Employees on a Temporary Contract (E.C. §44920)

Secondary Schools

1011-209254	Counselor	06/04/11
1011-173592	Teacher	06/04/11
1011-002431	Teacher	06/04/11
1011-003207	Teacher	06/04/11
1011-003570	Teacher	06/04/11
1011-003570	Teacher	06/04/11
1011-003894	Teacher	06/04/11

Non-Reemployment of Employees on a Temporary Contract (E.C. §44920) - Continued

1011-003288	Teacher	06/04/11
1011-179760	Teacher	06/04/11
Special Education Department 1011-213162	School Psychologist	06/04/11

Rehires - Temporary Employee (E.C. §44920)

North High School Aros, Joe R.	Counselor	05/02/11 – 06/10/11
-----------------------------------	-----------	------------------------

Resignations

Rivera Elementary/Sunshine Schools Blue, Cheryl W.	LSH Specialist	06/04/11
---	----------------	----------

Retirements

Alcott Elementary School Polk, Rosaline A.	Teacher	06/04/11
Arlington High School Smith, Deanna J.	Teacher	06/04/11
Lake Mathews Elementary School Brooks, Gregory	Teacher	06/04/11
Madison Elementary School Zentgraf, Bonita E.	Teacher	06/04/11

Substitutes

Campbell, Ryan	Substitute Teacher	05/20/11
Ernst, Anthony	Substitute Teacher	05/20/11
Sanchez, Eric	Substitute Teacher	05/20/11
Wang, Tiffany C.	Substitute Teacher	05/05/11

Summer School Extra Duty Assignment: Summer School Principal Temporary Assignment for 2010-2011

King High School Darel Hansen	Summer School Principal	06/06/11
Ramona High School Steven Ybarra	Summer School Principal	06/06/11

CLASSIFIED/NON-CLASSIFIED PERSONNEL ASSIGNMENT ORDER #CL 10/11-19
June 20, 2011

CLASSIFIED PERSONNEL

Change in Status from Substitute Employee to Regular Employee

Chemawa Middle School Rodriguez, Silvina G.	Cafeteria Worker I	10 months, 3 hours	05/23/11
--	--------------------	--------------------	----------

Exhaustion of Sick Leave – 39 Month Reemployment

Jefferson Elementary School Fleming, Mary E.	Assistant Principal's Secretary	12 years, 1 month	06/02/11
---	------------------------------------	-------------------	----------

Madison Elementary School Wheat, Judith	School Office Assistant	12 years, 2 months of service	05/25/11
--	----------------------------	----------------------------------	----------

Re-Hires from the 39-Month Re-employment List

Maintenance & Operations Cortez, Francisco	Custodian	12 months, 8 hours	06/01/11
---	-----------	--------------------	----------

Resignations

Maintenance & Operations Stoudmire, Shawn K.	Custodian	12 years, 4 months of service	05/01/11
---	-----------	----------------------------------	----------

Network & Information Systems Campanelli, Brian D.	Help Desk Analyst	5 years, 7 months of service	06/02/11
---	-------------------	---------------------------------	----------

Riverside Adult School Nissen, Tracy	School Office Assistant	17 years of service	08/01/11
---	----------------------------	---------------------	----------

Temporarily Assigned to a Higher Classification

Maintenance & Operations Cazares, Julian	From: General Maintenance Worker II	To: HVAC&R Technician	05/09/11 – 06/05/11 <i>Amendment to 06/06/11 Board</i>
Stockroom/Publications Bartman, Daniel S.	From: Stockroom/ Mailroom/Delivery Driver	To: Stockroom Clerk - Stores/Receiving	05/19/11 – 06/30/11

Voluntary Demotions/Reassignments/Reductions/Transfers

Lopez, Ruth E.	From: Lincoln Continuation High School, Instructional Assistant – Special Education I, 10 months, 5 hours	To: Central Middle School, Instructional Assistant – Special Education I, 10 months, 6 hours	05/23/11
Morales, Juana M.	From: Beatty Elementary School, Instructional Assistant – Preschool, 10 months, 3.5 hours	To: Grant Education Center, Instructional Assistant – Preschool, 12 months, 3.75 hours	07/01/11

Temporarily Assigned to a Higher Classification

Maintenance & Operations Cazares, Julian	From: General Maintenance Worker II	To: HVAC&R Technician	05/09/11 – 06/05/11 <i>Amendment to 06/06/11 Board</i>
Stockroom/Publications Bartman, Daniel S.	From: Stockroom/ Mailroom/Delivery Driver	To: Stockroom Clerk - Stores/Receiving	05/19/11 – 06/30/11

Voluntary Demotions/Reassignments/Reductions/Transfers

Lopez, Ruth E.	From: Lincoln Continuation High School, Instructional Assistant – Special Education I, 10 months, 5 hours	To: Central Middle School, Instructional Assistant – Special Education I, 10 months, 6 hours	05/23/11
Morales, Juana M.	From: Beatty Elementary School, Instructional Assistant – Preschool, 10 months, 3.5 hours	To: Grant Education Center, Instructional Assistant – Preschool, 12 months, 3.75 hours	07/01/11

NON-CLASSIFIED PERSONNEL

New Hires

Anderson, Devin Russell	Tutor	04/22/11
Armenta, Tany Vanessa	Tutor	05/18/11
Camin, Robert Andrew	Tutor	04/27/11
Encinas, Andres Gerardo	Tutor	05/04/11
Flores, Daniel Ryan	Tutor	05/16/11
Pacheco, Jacqueline	Tutor	05/16/11
Sanders, Steven Schuyler	Tutor	04/29/11

New Hires – *Athletic Coaches

Ramona High School		
Bailey, Blaine	Soccer – Assistant	05/23/11
Velez, Christopher	Band	06/01/11
Woodruff, Jeff	Baseball – J.V. Head Coach	05/25/11

*The temporary athletic coaches listed above are knowledgeable of the assigned sports and meet the qualifications and competencies required by law.

**Board Meeting Agenda
June 20, 2011**

Topic: Public Hearing – 2011-2012 Initial Proposals for Negotiations, with California School Employees Association

Presented by: Kathleen M. Sanchez, Assistant Superintendent, Human Resources

Responsible

Cabinet Member: Kathleen M. Sanchez, Assistant Superintendent, Human Resources

Type of Item: Public Hearing

Short Description: The California School Employees Association Chapter 506 has submitted an initial proposal for the collective bargaining agreement between the Board of Education of the Riverside Unified School District and Chapter 506 of the California School Employees Association.

DESCRIPTION OF AGENDA ITEM:

The California School Employees Association Chapter 506 has submitted an initial proposal for the collective bargaining agreement between the Board of Education of Riverside Unified School District and the California School Employees Association, Chapter 506.

California Schools Employees Association Chapter 506 is proposing to negotiate the following section of the Collective Bargaining Unit Agreement:

Article IX, Health and Welfare Benefits
Article XI, Holidays

FISCAL IMPACT: To be determined

RECOMMENDATION: This is a Public Hearing; no action is necessary.

ADDITIONAL MATERIAL: Notice of Public Hearing

Attached: Yes

RIVERSIDE UNIFIED SCHOOL DISTRICT
BOARD OF EDUCATION

NOTICE

PUBLIC HEARING

At the Board of Education meeting to be held at 5:30 p.m. on Monday, June 20, 2011, at 6735 Magnolia Avenue, Riverside, California, a public hearing is scheduled in compliance with the requirements of Government Code Section 3457 to provide an opportunity for the community to comment on the following:

Initial Proposal for Negotiations Submitted by the California School Employees Association Chapter 506 for the 2011-2012 School Year

The California School Employees Association Chapter 506 has submitted an initial proposal for the collective bargaining unit agreement between the Board of Education of Riverside Unified School District and the California School Employee Association (CSEA). California School Employees Association Chapter 506 is proposing to negotiate the following sections of the Classified Bargaining Unit Agreement.

Article IX: Health and Welfare Benefits
Article XI: Holidays

Copies to: Board Members

Posted: 3:00 p.m., Friday, June 17, 2011

Copies to be posted at RUSD District Office and Riverside Adult School

**Board Meeting Agenda
June 20, 2011**

Topic: Public Hearing – 2011-12 All Funds District Budget

Presented by: Sandra L. Meekins, Director, Business Services

Responsible

Cabinet Member: Michael H. Fine, Deputy Superintendent, Business Services and Governmental Relations

Type of Item: Public Hearing

Short Description: The initial 2011-2012 All Funds Budget for Riverside Unified School District has been prepared. State law requires the Board of Education to hold a public hearing prior to considering adoption of the budget.

DESCRIPTION OF AGENDA ITEM:

California Education Code Sections 42103 and 42127 require that, on or before July 1 of each year, the governing board of each school district shall 1) hold a public hearing on the budget to be adopted for the subsequent fiscal year, and 2) adopt a budget subsequent to the public hearing. Furthermore, the budget and supporting documentation must be available for public inspection at least three working days prior to the public hearing.

The initial 2011-2012 All Funds Budget for the Riverside Unified School District has been prepared. A summary of the proposed revenues, expenditures, transfers, and fund balances is provided under separate cover.

FISCAL IMPACT: None

RECOMMENDATION: It is recommended that the Board of Education hold a public hearing on the budget to be considered for adoption.

ADDITIONAL MATERIAL: 2011-2012 All Funds Budget and additional supporting documents.

Attached: No (Provided under separate cover.)

**Board Meeting Agenda
June 20, 2011**

Topic: Public Hearing Regarding the District’s Intent to Grant an Easement and Right-of-Way to the City of Riverside for Public Street and Highway Purposes at Poly High School

Presented by: Janet Dixon, Director, Facilities Planning and Development

Responsible

Cabinet Member: Kirk R. Lewis, Ed.D., Assistant Superintendent Operations

Type of Item: Action

Short Description: On June 6, 2011, the Board of Education declared its intent to grant an easement to the City of Riverside and called for a public hearing to be held on June 20, 2011.

DESCRIPTION OF AGENDA ITEM:

Due to the relocation of the Central Avenue entrance to Poly High School and the installation of a traffic signal, the Riverside Unified School District declared its intention to grant to the City of Riverside an easement and right-of-way for public street and highway purposes together with all rights to construct and maintain utilities, sewers, drains and other improvements consistent with the use as a public street highway. On June 6, 2011, in accordance with Education Code sections 17556-17561 the Board of Education declared its intent to grant an easement and called for a public hearing to be held on June 20, 2011 at 5:30 p.m. at the Board Meeting Room, 6735 Magnolia Avenue, Riverside, California. The District provided notice of the Board’s intent to grant an easement by advertising in *The Press Enterprise* and by posting notices in three (3) public places prior to this meeting.

At this time the Board will hear any comments from the public regarding the granting of the easement.

FISCAL IMPACT: None

RECOMMENDATION: It is recommended that the Board of Education conduct the public hearing regarding the granting of an easement and right-of-way to the City of Riverside.

ADDITIONAL MATERIAL: Notice of Public Hearing

Attached: Yes

RIVERSIDE UNIFIED SCHOOL DISTRICT

NOTICE OF PUBLIC HEARING

The Board of Education of the Riverside Unified School District will conduct a public hearing declaring the District's intention to grant an Easement and Right-of-Way to the City of Riverside for Public Street and Highway Purposes together with all rights to construct and maintain utilities, sewers, drains and other improvements consistent with the use as a public street and highway at Poly High School.

**BOARD ROOM
6735 Magnolia Avenue
Riverside, CA 92506
June 20, 2011 – 5:30 p.m.**

Questions and/or comments should be directed to Mrs. Janet Dixon, Director of Planning & Development at (951) 788-7496 xt 84003

**Board Meeting Agenda
June 20, 2011**

Topic: Adoption of the 2011-2012 District Budget

Presented by: Sandra L. Meekins, Director, Business Services

Responsible

Cabinet Member: Michael H. Fine, Deputy Superintendent, Business Services and Governmental Relations

Type of Item: Action

Short Description: The initial 2011-2012 All Funds Budget for Riverside Unified School District has been prepared. State law requires the Board of Education to adopt a budget subsequent to the public hearing and prior to July 1.

DESCRIPTION OF AGENDA ITEM:

California Education Code Sections 42103 and 42127 require that, on or before July 1 of each year, the governing board of each school district shall 1) hold a public hearing on the budget to be adopted for the subsequent fiscal year, and 2) adopt a budget subsequent to the public hearing. Furthermore, the budget and supporting documentation must be available for public inspection at least three working days prior to the public hearing.

The initial 2011-12 All Funds Budget for the Riverside Unified School District has been prepared. A summary of the proposed revenues, expenditures, transfers, and fund balances is attached. Staff will make a presentation on the budget at the June 20, 2011 Board of Education meeting which will be provided under separate cover.

The District is highly dependent on the budget of the State of California. At the time of the preparation of the District's budget, the State of California had not adopted a 2011-12 budget. Therefore, some of the assumptions contained in the District's proposed budget may change. In accordance with the Education Code, the District will revise the adopted budget to reflect changes in projected income or expenditures within 45 days of the adoption of the State budget.

The 2011-12 All Funds Budget is built on the assumptions outlined in the Governor's May Revised budget proposal, with the exception of the Revenue Limit impacts from a proposed \$330 per-ADA tax extension. The District has built its revenue upon the assumption of a loss of \$330 per-ADA on-going.

The Board's Finance Committee reviewed preliminary drafts of the 2011-12 All Funds Budget on June 7, 2011, and was scheduled to conduct an additional review late in the week of June 15.

FISCAL IMPACT: As disclosed on the detail budget forms provided under separate cover.

RECOMMENDATION: It is recommended that the Board of Education adopt the 2011-12 All Funds Budget as presented.

ADDITIONAL MATERIAL: 2011-2012 All Funds Budget and additional supporting documents.

Attached: Yes (Presentation will be provided under separate cover.)



RIVERSIDE UNIFIED SCHOOL DISTRICT
DISTRICT ANNUAL BUDGET REPORT
2011/2012

JUNE 20, 2011
BOARD OF EDUCATION MEETING

ANNUAL CERTIFICATION REGARDING SELF-INSURED WORKERS' COMPENSATION CLAIMS

Pursuant to EC Section 42141, if a school district, either individually or as a member of a joint powers agency, is self-insured for workers' compensation claims, the superintendent of the school district annually shall provide information to the governing board of the school district regarding the estimated accrued but unfunded cost of those claims. The governing board annually shall certify to the county superintendent of schools the amount of money, if any, that it has decided to reserve in its budget for the cost of those claims.

To the County Superintendent of Schools:

() Our district is self-insured for workers' compensation claims as defined in Education Code Section 42141(a):

Total liabilities actuarially determined:	\$	<u>4,090,693.00</u>
Less: Amount of total liabilities reserved in budget:	\$	<u>4,090,693.00</u>
Estimated accrued but unfunded liabilities:	\$	<u>0.00</u>

() This school district is self-insured for workers' compensation claims through a JPA, and offers the following information:

() This school district is not self-insured for workers' compensation claims.

Signed _____
Clerk/Secretary of the Governing Board
(Original signature required)

Date of Meeting: Jun 20, 2011

For additional information on this certification, please contact:

Name: Sandra L. Meekins

Title: Director-Business Services

Telephone: 951-352-6729 x82002

E-mail: smeekins@rusd.k12.ca.us

ANNUAL BUDGET REPORT:
July 1, 2011 Single Budget Adoption

This budget was developed using the state-adopted Criteria and Standards. It was filed and adopted subsequent to a public hearing by the governing board of the school district. (Pursuant to Education Code sections 33129 and 42127)

Budget available for inspection at:

Public Hearing:

Place: 6050 Industrial Ave., Riverside, CA
Date: June 14, 2011

Place: 6735 Magnolia Ave., Riverside, CA
Date: June 20, 2011
Time: 5:30 P.M.

Adoption Date: June 20, 2011

Signed: _____
Clerk/Secretary of the Governing Board
(Original signature required)

Contact person for additional information on the budget reports:

Name: Sandra L. Meekins

Telephone: 951-352-6729 x82002

Title: Director-Business Services

E-mail: smeekins@rusd.k12.ca.us

Criteria and Standards Review Summary

The following summary is automatically completed based on data provided in the Criteria and Standards Review (Form 01CS). Criteria and standards that are "Not Met," and supplemental information and additional fiscal indicators that are "Yes," may indicate areas of potential concern for fiscal solvency purposes and should be carefully reviewed.

CRITERIA AND STANDARDS			Met	Not Met
1	Average Daily Attendance	Budgeted (funded) ADA has not been overestimated by more than the standard for the prior fiscal year, or two or more of the previous three fiscal years.	X	
2	Enrollment	Enrollment has not been overestimated by more than the standard for the prior fiscal year, or two or more of the previous three fiscal years.	X	
3	ADA to Enrollment	Projected second period (P-2) ADA to enrollment ratio is consistent with historical ratios for the budget and two subsequent fiscal years.	X	
4	Revenue Limit	Projected change in revenue limit is within the standard for the budget and two subsequent fiscal years.		X

CRITERIA AND STANDARDS (continued)			Met	Not Met
5	Salaries and Benefits	Projected ratios of total unrestricted salaries and benefits to total unrestricted general fund expenditures are consistent with historical ratios for the budget and two subsequent fiscal years.	X	
6a	Other Revenues	Projected operating revenues (e.g., federal, other state, and other local) are within the standard for the budget and two subsequent fiscal years.		X
6b	Other Expenditures	Projected operating expenditures (e.g., books and supplies, and services and other operating) are within the standard for the budget and two subsequent fiscal years.	X	
7a	Deferred Maintenance	SBX3 4 (Chapter 12, Statutes of 2009) eliminates the local match requirement for Deferred Maintenance for a five-year period from 2008-09 through 2012-13. Therefore, this item has been inactivated for that period.		
7b	Ongoing and Major Maintenance Account	If applicable, required contribution to the ongoing and major maintenance account (i.e., restricted maintenance account) is included in the budget.	X	
8	Deficit Spending	Unrestricted deficit spending, if any, has not exceeded the standard for two or more of the last three fiscal years.	X	
9	Fund Balance	Unrestricted general fund beginning balance has not been overestimated by more than the standard for two or more of the last three fiscal years.	X	
10	Reserves	Projected available reserves (e.g., reserve for economic uncertainties, unassigned/unappropriated amounts) meet minimum requirements for the budget and two subsequent fiscal years.	X	

SUPPLEMENTAL INFORMATION			No	Yes
S1	Contingent Liabilities	Are there known or contingent liabilities (e.g., financial or program audits, litigation, state compliance reviews) that may impact the budget?	X	
S2	Using One-time Revenues to Fund Ongoing Expenditures	Are there ongoing general fund expenditures in excess of one percent of the total general fund expenditures that are funded with one-time resources?		X
S3	Using Ongoing Revenues to Fund One-time Expenditures	Are there large non-recurring general fund expenditures that are funded with ongoing general fund revenues?	X	
S4	Contingent Revenues	Are any projected revenues for the budget or two subsequent fiscal years contingent on reauthorization by the local government, special legislation, or other definitive act (e.g., parcel tax, forest reserves)?	X	
S5	Contributions	Have contributions from unrestricted to restricted resources, or transfers to or from the general fund to cover operating deficits, changed by more than the standard for the budget or two subsequent fiscal years?		X

SUPPLEMENTAL INFORMATION (continued)			No	Yes
S6	Long-term Commitments	Does the district have long-term (multiyear) commitments or debt agreements?		X
		• If yes, have annual payments for the budget or two subsequent fiscal years increased over prior year's (2010-11) annual payment?		X
S7a	Postemployment Benefits Other than Pensions	Does the district provide postemployment benefits other than pensions (OPEB)?		X
		• If yes, are they lifetime benefits?	X	
		• If yes, do benefits continue beyond age 65?	X	
		• If yes, are benefits funded by pay-as-you-go?		X
S7b	Other Self-insurance Benefits	Does the district provide other self-insurance benefits (e.g., workers' compensation)?		X
S8	Status of Labor Agreements	Are salary and benefit negotiations still open for:		
		• Certificated? (Section S8A, Line 1)		X
		• Classified? (Section S8B, Line 1)		X
		• Management/supervisor/confidential? (Section S8C, Line 1)		X

ADDITIONAL FISCAL INDICATORS			No	Yes
A1	Negative Cash Flow	Do cash flow projections show that the district will end the budget year with a negative cash balance in the general fund?	X	
A2	Independent Position Control	Is personnel position control independent from the payroll system?		X
A3	Declining Enrollment	Is enrollment decreasing in both the prior fiscal year and budget year?	X	
A4	New Charter Schools Impacting District Enrollment	Are any new charter schools operating in district boundaries that are impacting the district's enrollment, either in the prior fiscal year or budget year?	X	
A5	Salary Increases Exceed COLA	Has the district entered into a bargaining agreement where any of the budget or subsequent fiscal years of the agreement would result in salary increases that are expected to exceed the projected state funded cost-of-living adjustment?	X	
A6	Uncapped Health Benefits	Does the district provide uncapped (100% employer paid) health benefits for current or retired employees?	X	
A7	Independent Financial System	Is the district's financial system independent from the county office system?	X	
A8	Fiscal Distress Reports	Does the district have any reports that indicate fiscal distress? If yes, provide copies to the COE, pursuant to EC 42127.6(a).	X	
A9	Change of CBO or Superintendent	Have there been personnel changes in the superintendent or chief business official (CBO) positions within the last 12 months?	X	

Description	Resource Codes	Object Codes	2010-11 Estimated Actuals			2011-12 Budget			% Diff Column C & F
			Unrestricted (A)	Restricted (B)	Total Fund col. A + B (C)	Unrestricted (D)	Restricted (E)	Total Fund col. D + E (F)	
A. REVENUES									
1) Revenue Limit Sources		8010-8099	202,906,093.00	8,892,109.00	211,798,202.00	193,722,817.00	8,953,173.00	202,675,990.00	-4.3%
2) Federal Revenue		8100-8299	729,625.00	40,565,994.00	41,295,619.00	713,540.00	22,916,889.00	23,630,429.00	-42.8%
3) Other State Revenue		8300-8599	38,803,218.00	36,079,771.00	74,882,989.00	31,923,944.00	33,055,361.00	64,979,305.00	-13.2%
4) Other Local Revenue		8600-8799	3,543,244.00	1,509,763.00	5,053,007.00	2,145,342.00	1,086,548.00	3,231,890.00	-36.0%
5) TOTAL REVENUES			245,982,180.00	87,047,637.00	333,029,817.00	228,505,643.00	66,011,971.00	294,517,614.00	-11.6%
B. EXPENDITURES									
1) Certificated Salaries		1000-1999	112,667,059.00	40,896,268.00	153,563,327.00	122,002,902.00	32,765,263.00	154,768,165.00	0.8%
2) Classified Salaries		2000-2999	26,506,532.00	15,034,402.00	41,540,934.00	27,180,666.00	15,062,885.00	42,243,551.00	1.7%
3) Employee Benefits		3000-3999	40,125,409.00	17,431,656.00	57,557,065.00	43,731,524.00	15,952,732.00	59,684,256.00	3.7%
4) Books and Supplies		4000-4999	7,405,283.00	7,784,383.00	15,189,666.00	7,201,585.00	9,811,880.00	17,013,465.00	12.0%
5) Services and Other Operating Expenditures		5000-5999	15,630,792.00	27,987,165.00	43,617,957.00	16,866,369.00	20,881,526.00	37,747,895.00	-13.5%
6) Capital Outlay		6000-6999	326,406.00	750,927.00	1,077,333.00	34,900.00	3,442,651.00	3,477,551.00	222.8%
7) Other Outgo (excluding Transfers of Indirect Costs)		7100-7299 7400-7499	0.00	0.00	0.00	70,000.00	0.00	70,000.00	New
8) Other Outgo - Transfers of Indirect Costs		7300-7399	(2,558,956.00)	2,018,216.00	(540,740.00)	(4,062,309.00)	3,105,733.00	(956,576.00)	76.9%
9) TOTAL EXPENDITURES			200,102,525.00	111,903,017.00	312,005,542.00	213,025,637.00	101,022,670.00	314,048,307.00	0.7%
C. EXCESS (DEFICIENCY) OF REVENUES OVER EXPENDITURES BEFORE OTHER FINANCING SOURCES AND USES (A5 - B9)									
			45,879,655.00	(24,855,380.00)	21,024,275.00	15,480,006.00	(35,010,699.00)	(19,530,693.00)	-192.9%
D. OTHER FINANCING SOURCES/USES									
1) Interfund Transfers									
a) Transfers In		8900-8929	750,001.00	0.00	750,001.00	728,124.00	0.00	728,124.00	-2.9%
b) Transfers Out		7600-7629	5,501,551.00	202,578.00	5,704,129.00	2,824,368.00	93,261.00	2,917,629.00	-48.9%
2) Other Sources/Uses									
a) Sources		8930-8979	0.00	0.00	0.00	0.00	0.00	0.00	0.0%
b) Uses		7630-7699	0.00	0.00	0.00	0.00	0.00	0.00	0.0%
3) Contributions		8980-8999	(25,261,873.00)	25,261,873.00	0.00	(32,994,846.00)	32,994,846.00	0.00	0.0%
4) TOTAL OTHER FINANCING SOURCES/USES			(30,013,423.00)	25,059,295.00	(4,954,128.00)	(35,091,090.00)	32,901,585.00	(2,189,505.00)	-55.8%

55

Description	Resource Codes	Object Codes	2010-11 Estimated Actuals			2011-12 Budget			% Diff Column C & F	
			Unrestricted (A)	Restricted (B)	Total Fund col. A + B (C)	Unrestricted (D)	Restricted (E)	Total Fund col. D + E (F)		
E. NET INCREASE (DECREASE) IN FUND BALANCE (C + D4)										
F. FUND BALANCE, RESERVES										
1) Beginning Fund Balance										
a) As of July 1 - Unaudited		9791	15,866,232.00	203,915.00	16,070,147.00	(19,611,084.00)	(2,109,114.00)	(21,720,198.00)	-235.2%	
b) Audit Adjustments		9793	61,587,762.00	9,428,149.00	71,015,911.00	77,453,994.00	9,632,064.00	87,086,058.00	22.6%	
c) As of July 1 - Audited (F1a + F1b)			0.00	0.00	0.00	0.00	0.00	0.00	0.0%	
d) Other Restatements		9795	61,587,762.00	9,428,149.00	71,015,911.00	77,453,994.00	9,632,064.00	87,086,058.00	22.6%	
e) Adjusted Beginning Balance (F1c + F1d)			0.00	0.00	0.00	0.00	0.00	0.00	0.0%	
2) Ending Balance, June 30 (E + F1e)			61,587,762.00	9,428,149.00	71,015,911.00	77,453,994.00	9,632,064.00	87,086,058.00	22.6%	
			77,453,994.00	9,632,064.00	87,086,058.00	57,842,910.00	7,522,950.00	65,365,860.00	-24.9%	
Components of Ending Fund Balance (Actuals)										
a) Reserve for Revolving Cash		9711	150,000.00	0.00	150,000.00					
Stores		9712	500,000.00	0.00	500,000.00					
Prepaid Expenditures		9713	0.00	0.00	0.00					
All Others		9719	0.00	0.00	0.00					
General Reserve		9730	0.00	0.00	0.00					
Legally Restricted Balance		9740	0.00	9,632,064.00	9,632,064.00					
b) Designated Amounts Designated for Economic Uncertainties		9770	6,354,194.00	0.00	6,354,194.00					
Designated for the Unrealized Gains of Investments and Cash in County Treasury		9775	0.00	0.00	0.00					
Other Designations		9780	70,449,800.00	0.00	70,449,800.00					
c) Undesignated Amount		9790	0.00	0.00	0.00					
d) Unappropriated Amount		9790								
Components of Ending Fund Balance (Budget)										
a) Nonspendable Revolving Cash		9711				150,000.00	0.00	150,000.00		
Stores		9712				500,000.00	0.00	500,000.00		
Prepaid Expenditures		9713				0.00	0.00	0.00		
All Others		9719				0.00	0.00	0.00		
b) Restricted		9740				0.00	7,522,950.00	7,522,950.00		
c) Committed										

Description	Resource Codes	Object Codes	2010-11 Estimated Actuals			2011-12 Budget			% Diff Column C & F
			Unrestricted (A)	Restricted (B)	Total Fund col. A + B (C)	Unrestricted (D)	Restricted (E)	Total Fund col. D + E (F)	
Stabilization Arrangements		9750				0.00	0.00	0.00	
Other Commitments		9760				0.00	0.00	0.00	
d) Assigned									
Other Assignments		9780				30,175,288.00	0.00	30,175,288.00	
e) Unassigned/unappropriated									
Reserve for Economic Uncertainties		9789				6,339,319.00	0.00	6,339,319.00	
Unassigned/Unappropriated Amount		9790				20,678,303.00	0.00	20,678,303.00	

Description	Resource Codes	Object Codes	2010-11 Estimated Actuals		2011-12 Budget		% Diff Column C & F	
			Unrestricted (A)	Restricted (B)	Total Fund col. A + B (C)	Unrestricted (D)		Restricted (E)
G. ASSETS								
1) Cash								
a) in County Treasury		9110	77,453,994.00	9,632,064.00	87,086,058.00			
1) Fair Value Adjustment to Cash in County Treasury		9111	0.00	0.00	0.00			
b) in Banks		9120	0.00	0.00	0.00			
c) in Revolving Fund		9130	0.00	0.00	0.00			
d) with Fiscal Agent		9135	0.00	0.00	0.00			
e) collections awaiting deposit		9140	0.00	0.00	0.00			
2) Investments		9150	0.00	0.00	0.00			
3) Accounts Receivable		9200	0.00	0.00	0.00			
4) Due from Grantor Government		9290	0.00	0.00	0.00			
5) Due from Other Funds		9310	0.00	0.00	0.00			
6) Stores		9320	0.00	0.00	0.00			
7) Prepaid Expenditures		9330	0.00	0.00	0.00			
8) Other Current Assets		9340	0.00	0.00	0.00			
9) Fixed Assets		9400						
10) TOTAL ASSETS			77,453,994.00	9,632,064.00	87,086,058.00			
H. LIABILITIES								
1) Accounts Payable		9500	0.00	0.00	0.00			
2) Due to Grantor Governments		9590	0.00	0.00	0.00			
3) Due to Other Funds		9610	0.00	0.00	0.00			
4) Current Loans		9640	0.00	0.00	0.00			
5) Deferred Revenue		9650	0.00	0.00	0.00			
6) Long-Term Liabilities		9660						
7) TOTAL LIABILITIES			0.00	0.00	0.00			
I. FUND EQUITY								
Ending Fund Balance, June 30 (G10 - H7)			77,453,994.00	9,632,064.00	87,086,058.00			

Description	Resource Codes	Object Codes	2010-11 Estimated Actuals			2011-12 Budget			% Diff Column C & F	
			Unrestricted (A)	Restricted (B)	Total Fund col. A + B (C)	Unrestricted (D)	Restricted (E)	Total Fund col. D + E (F)		
REVENUE LIMIT SOURCES										
Principal Apportionment										
State Aid - Current Year		8011	158,283,723.00	0.00	158,283,723.00	149,250,816.00	0.00	149,250,816.00	-5.7%	
Charter Schools General Purpose Entitlement - State Aid		8015	0.00	0.00	0.00	0.00	0.00	0.00	0.0%	
State Aid - Prior Years		8019	0.00	0.00	0.00	0.00	0.00	0.00	0.0%	
Tax Relief Subventions										
Homeowners' Exemptions		8021	796,535.00	0.00	796,535.00	796,535.00	0.00	796,535.00	0.0%	
Timber Yield Tax		8022	0.00	0.00	0.00	0.00	0.00	0.00	0.0%	
Other Subventions/In-Lieu Taxes		8029	0.00	0.00	0.00	0.00	0.00	0.00	0.0%	
County & District Taxes										
Secured Roll Taxes		8041	49,656,031.00	0.00	49,656,031.00	51,381,467.00	0.00	51,381,467.00	3.5%	
Unsecured Roll Taxes		8042	2,783,027.00	0.00	2,783,027.00	2,727,366.00	0.00	2,727,366.00	-2.0%	
Prior Years' Taxes		8043	8,032,697.00	0.00	8,032,697.00	7,390,081.00	0.00	7,390,081.00	-8.0%	
Supplemental Taxes		8044	356,150.00	0.00	356,150.00	0.00	0.00	0.00	-100.0%	
Education Revenue Augmentation Fund (ERAF)		8045	(11,310,193.00)	0.00	(11,310,193.00)	(9,952,970.00)	0.00	(9,952,970.00)	-12.0%	
Supplemental Educational Revenue Augmentation Fund (SERAF)		8046	2,244,440.00	0.00	2,244,440.00					
Community Redevelopment Funds (SB 617/699/1992)		8047	525,483.00	0.00	525,483.00	446,660.00	0.00	446,660.00	-15.0%	
Penalties and Interest from Delinquent Taxes		8048	0.00	0.00	0.00	0.00	0.00	0.00	0.0%	
Miscellaneous Funds (EC 41604)										
Royalties and Bonuses		8081	0.00	0.00	0.00	0.00	0.00	0.00	0.0%	
Other In-Lieu Taxes		8082	0.00	0.00	0.00	0.00	0.00	0.00	0.0%	
Less: Non-Revenue Limit (50%) Adjustment		8089	0.00	0.00	0.00	0.00	0.00	0.00	0.0%	
Subtotal, Revenue Limit Sources			211,367,893.00	0.00	211,367,893.00	202,039,955.00	0.00	202,039,955.00	-4.4%	
Revenue Limit Transfers										
Unrestricted Revenue Limit Transfers - Current Year	0000	8091	(8,892,109.00)		(8,892,109.00)	(8,953,173.00)		(8,953,173.00)	0.7%	
Continuation Education ADA Transfer	2200	8091		0.00	0.00		0.00	0.00	0.0%	
Community Day Schools Transfer	2430	8091		0.00	0.00		0.00	0.00	0.0%	

59

Description	Resource Codes	Object Codes	2010-11 Estimated Actuals			2011-12 Budget			% Diff Column C & F
			Unrestricted (A)	Restricted (B)	Total Fund col. A + B (C)	Unrestricted (D)	Restricted (E)	Total Fund col. D + E (F)	
Special Education ADA Transfer	6500	8091		8,892,109.00	8,892,109.00		8,953,173.00	8,953,173.00	0.7%
All Other Revenue Limit Transfers - Current Year	All Other	8091	0.00	0.00	0.00	0.00	0.00	0.00	0.0%
PERS Reduction Transfer		8092	633,012.00	0.00	633,012.00	882,028.00	0.00	882,028.00	39.3%
Transfers to Charter Schools in Lieu of Property Taxes		8096	(202,703.00)	0.00	(202,703.00)	(245,993.00)	0.00	(245,993.00)	21.4%
Property Taxes Transfers		8097	0.00	0.00	0.00	0.00	0.00	0.00	0.0%
Revenue Limit Transfers - Prior Years		8099	0.00	0.00	0.00	0.00	0.00	0.00	0.0%
TOTAL_REVENUE LIMIT SOURCES			202,906,093.00	8,892,109.00	211,798,202.00	193,722,817.00	8,953,173.00	202,675,990.00	-4.3%
FEDERAL REVENUE									
Maintenance and Operations		8110	0.00	0.00	0.00	0.00	0.00	0.00	0.0%
Special Education Entitlement		8181	0.00	9,496,381.00	9,496,381.00	0.00	7,082,361.00	7,082,361.00	-25.4%
Special Education Discretionary Grants		8182	0.00	646,444.00	646,444.00	0.00	626,564.00	626,564.00	-3.1%
Child Nutrition Programs		8220	0.00	0.00	0.00	0.00	0.00	0.00	0.0%
Forest Reserve Funds		8260	0.00	0.00	0.00	0.00	0.00	0.00	0.0%
Flood Control Funds		8270	0.00	0.00	0.00	0.00	0.00	0.00	0.0%
Wildlife Reserve Funds		8280	0.00	0.00	0.00	0.00	0.00	0.00	0.0%
FEMA		8281	0.00	0.00	0.00	0.00	0.00	0.00	0.0%
Interagency Contracts Between LEAs		8285	0.00	1,044,309.00	1,044,309.00	0.00	999,253.00	999,253.00	-4.3%
Pass-Through Revenues from Federal Sources		8287	0.00	0.00	0.00	0.00	0.00	0.00	0.0%
NCLB/IASA (incl. ARRA)	3000-3299, 4000-4139, 4201-4215, 4610, 5510	8290		27,200,926.00	27,200,926.00		13,402,466.00	13,402,466.00	-50.7%
Vocational and Applied Technology Education	3500-3699	8290		400,481.00	400,481.00		350,226.00	350,226.00	-12.5%
Safe and Drug Free Schools	3700-3799	8290		69,794.00	69,794.00		0.00	0.00	-100.0%
Other Federal Revenue (incl. ARRA)	All Other	8290	729,625.00	1,707,659.00	2,437,284.00	713,540.00	456,019.00	1,169,559.00	-52.0%
TOTAL FEDERAL REVENUE			729,625.00	40,565,994.00	41,295,619.00	713,540.00	22,916,889.00	23,630,429.00	-42.8%

Description	Resource Codes	Object Codes	2010-11 Estimated Actuals			2011-12 Budget			% Diff Column C & F	
			Unrestricted (A)	Restricted (B)	Total Fund col. A + B (C)	Unrestricted (D)	Restricted (E)	Total Fund col. D + E (F)		
OTHER STATE REVENUE										
Other State Apportionments										
Community Day School Additional Funding Current Year	2430	8311		0.00	0.00		0.00	0.00	0.00	0.0%
Prior Years	2430	8319		0.00	0.00		0.00	0.00	0.00	0.0%
ROC/P Entitlement										
Current Year	6355-6360	8311		0.00	0.00		0.00	0.00	0.00	0.0%
Prior Years	6355-6360	8319		0.00	0.00		0.00	0.00	0.00	0.0%
Special Education Master Plan										
Current Year	6500	8311		23,805,626.00	23,805,626.00		21,765,550.00	21,765,550.00	21,765,550.00	-8.6%
Prior Years	6500	8319		0.00	0.00		0.00	0.00	0.00	0.0%
Home-to-School Transportation										
Economic Impact Aid	7230	8311		533,594.00	533,594.00		533,594.00	533,594.00	533,594.00	0.0%
	7090-7091	8311		5,056,044.00	5,056,044.00		4,297,637.00	4,297,637.00	4,297,637.00	-15.0%
Spec. Ed. Transportation	7240	8311		1,364,632.00	1,364,632.00		1,364,632.00	1,364,632.00	1,364,632.00	0.0%
All Other State Apportionments - Current Year										
	All Other	8311	0.00	0.00	0.00		0.00	0.00	0.00	0.0%
All Other State Apportionments - Prior Years										
	All Other	8319	0.00	0.00	0.00		0.00	0.00	0.00	0.0%
Year Round School Incentive										
		8425	0.00	0.00	0.00		0.00	0.00	0.00	0.0%
Class Size Reduction, K-3										
		8434	6,553,449.00	0.00	6,553,449.00		6,531,386.00	0.00	6,531,386.00	-0.3%
Child Nutrition Programs										
		8520	0.00	0.00	0.00		0.00	0.00	0.00	0.0%
Mandated Costs Reimbursements										
		8550	2,122,568.00	0.00	2,122,568.00		0.00	0.00	0.00	-100.0%
Lottery - Unrestricted and Instructional Materials										
		8560	4,977,791.00	774,323.00	5,752,114.00		4,912,339.00	774,468.00	5,686,807.00	-1.1%
Tax Relief Subventions										
Restricted Levies - Other										
Homeowners' Exemptions										
		8575	0.00	0.00	0.00		0.00	0.00	0.00	0.0%
Other Subventions/In-Lieu Taxes										
		8576	0.00	0.00	0.00		0.00	0.00	0.00	0.0%
Pass-Through Revenues from State Sources										
		8587	0.00	0.00	0.00		0.00	0.00	0.00	0.0%
School Based Coordination Program										
	7250	8590		0.00	0.00		0.00	0.00	0.00	0.0%
Drug/Alcohol/Tobacco Funds										
	6650-6690	8590		0.00	0.00		0.00	0.00	0.00	0.0%
Healthy Start										
	6240	8590		0.00	0.00		0.00	0.00	0.00	0.0%
Class Size Reduction Facilities										
	6200	8590		0.00	0.00		0.00	0.00	0.00	0.0%

61

Description	Resource Codes	Object Codes	2010-11 Estimated Actuals			2011-12 Budget			% Diff Column C & F
			Unrestricted (A)	Restricted (B)	Total Fund col. A + B (C)	Unrestricted (D)	Restricted (E)	Total Fund col. D + E (F)	
School Community Violence Prevention Grant	7391	8590		0.00	0.00		0.00	0.00	0.0%
Quality Education Investment Act	7400	8590		0.00	0.00		0.00	0.00	0.0%
All Other State Revenue	All Other	8590	25,149,410.00	4,545,552.00	29,694,962.00	20,480,219.00	4,319,480.00	24,799,699.00	-16.5%
TOTAL, OTHER STATE REVENUE			38,803,218.00	36,079,771.00	74,882,989.00	31,923,944.00	33,055,361.00	64,979,305.00	-13.2%

Description	2010-11 Estimated Actuals			2011-12 Budget			% Diff Column C & F
	Unrestricted (A)	Restricted (B)	Total Fund col. A + B (C)	Unrestricted (D)	Restricted (E)	Total Fund col. D + E (F)	
OTHER LOCAL REVENUE							
Other Local Revenue							
County and District Taxes							
Other Restricted Levies							
Secured Roll	0.00	0.00	0.00	0.00	0.00	0.00	0.0%
Unsecured Roll	0.00	0.00	0.00	0.00	0.00	0.00	0.0%
Prior Years' Taxes	0.00	0.00	0.00	0.00	0.00	0.00	0.0%
Supplemental Taxes	0.00	0.00	0.00	0.00	0.00	0.00	0.0%
Non-Ad Valorem Taxes							
Parcel Taxes	0.00	0.00	0.00	0.00	0.00	0.00	0.0%
Other	0.00	0.00	0.00	0.00	0.00	0.00	0.0%
Community Redevelopment Funds							
Not Subject to RL Deduction	0.00	1,213,586.00	1,213,586.00	0.00	1,031,548.00	1,031,548.00	-15.0%
Penalties and Interest from Delinquent Non-Revenue Limit Taxes	0.00	0.00	0.00	0.00	0.00	0.00	0.0%
Sales							
Sale of Equipment/Supplies	0.00	0.00	0.00	0.00	0.00	0.00	0.0%
Sale of Publications	75,000.00	0.00	75,000.00	85,000.00	0.00	85,000.00	13.3%
Food Service Sales	0.00	0.00	0.00	0.00	0.00	0.00	0.0%
All Other Sales	0.00	0.00	0.00	0.00	0.00	0.00	0.0%
Leases and Rentals	557,368.00	0.00	557,368.00	474,046.00	0.00	474,046.00	-14.9%
Interest	500,000.00	0.00	500,000.00	200,000.00	0.00	200,000.00	-60.0%
Net Increase (Decrease) in the Fair Value of Investments	0.00	0.00	0.00	0.00	0.00	0.00	0.0%
Fees and Contracts							
Adult Education Fees	0.00	0.00	0.00	0.00	0.00	0.00	0.0%
Non-Resident Students	0.00	0.00	0.00	0.00	0.00	0.00	0.0%
Transportation Fees From Individuals	0.00	16,308.00	16,308.00	0.00	15,000.00	15,000.00	-8.0%
Transportation Services							
7230, 7240		0.00	0.00		0.00	0.00	0.0%
Interagency Services	0.00	0.00	0.00	0.00	0.00	0.00	0.0%
Mitigation/Developer Fees	0.00	0.00	0.00	0.00	0.00	0.00	0.0%
All Other Fees and Contracts	0.00	0.00	0.00	0.00	0.00	0.00	0.0%

63

Description	Resource Codes	Object Codes	2010-11 Estimated Actuals			2011-12 Budget			% Diff Column C & F
			Unrestricted (A)	Restricted (B)	Total Fund col. A + B (C)	Unrestricted (D)	Restricted (E)	Total Fund col. D + E (F)	
Other Local Revenue		8691	0.00	0.00	0.00	0.00	0.00	0.00	0.0%
Plus: Misc Funds Non-Revenue Limit (50%) Adjustment									
Pass-Through Revenues From Local Sources		8697	0.00	0.00	0.00	0.00	0.00	0.00	0.0%
All Other Local Revenue		8699	2,410,876.00	279,869.00	2,690,745.00	1,386,296.00	40,000.00	1,426,296.00	-47.0%
Tuition		8710	0.00	0.00	0.00	0.00	0.00	0.00	0.0%
All Other Transfers In		8781-8783	0.00	0.00	0.00	0.00	0.00	0.00	0.0%
Transfers of Apportionments									
Special Education SELPA Transfers From Districts or Charter Schools	6500	8791		0.00	0.00		0.00	0.00	0.0%
From County Offices	6500	8792		0.00	0.00		0.00	0.00	0.0%
From JPAs	6500	8793		0.00	0.00		0.00	0.00	0.0%
ROC/P Transfers									
From Districts or Charter Schools	6360	8791		0.00	0.00		0.00	0.00	0.0%
From County Offices	6360	8792		0.00	0.00		0.00	0.00	0.0%
From JPAs	6360	8793		0.00	0.00		0.00	0.00	0.0%
Other Transfers of Apportionments									
From Districts or Charter Schools	All Other	8791	0.00	0.00	0.00	0.00	0.00	0.00	0.0%
From County Offices	All Other	8792	0.00	0.00	0.00	0.00	0.00	0.00	0.0%
From JPAs	All Other	8793	0.00	0.00	0.00	0.00	0.00	0.00	0.0%
All Other Transfers In from All Others		8799	0.00	0.00	0.00	0.00	0.00	0.00	0.0%
TOTAL, OTHER LOCAL REVENUE			3,543,244.00	1,509,763.00	5,053,007.00	2,145,342.00	1,086,548.00	3,231,890.00	-36.0%
TOTAL, REVENUES			245,982,180.00	87,047,637.00	333,029,817.00	228,505,643.00	66,011,971.00	294,517,614.00	-11.6%

Description	Resource Codes	Object Codes	2010-11 Estimated Actuals			2011-12 Budget			% Diff Column C & F
			Unrestricted (A)	Restricted (B)	Total Fund col. A + B (C)	Unrestricted (D)	Restricted (E)	Total Fund col. D + E (F)	
CERTIFICATED SALARIES									
Certificated Teachers' Salaries		1100	97,669,967.00	33,115,629.00	130,785,596.00	106,721,393.00	24,766,130.00	131,487,523.00	0.5%
Certificated Pupil Support Salaries		1200	4,725,365.00	1,959,052.00	6,684,417.00	4,993,201.00	2,151,372.00	7,144,573.00	6.9%
Certificated Supervisors' and Administrators' Salaries		1300	9,894,521.00	2,201,914.00	12,096,435.00	9,994,978.00	2,637,995.00	12,632,973.00	4.4%
Other Certificated Salaries		1900	377,206.00	3,619,673.00	3,996,879.00	293,330.00	3,209,766.00	3,503,096.00	-12.4%
TOTAL, CERTIFICATED SALARIES			112,667,059.00	40,896,268.00	153,563,327.00	122,002,902.00	32,765,263.00	154,768,165.00	0.8%
CLASSIFIED SALARIES									
Classified Instructional Salaries		2100	1,131,290.00	8,063,994.00	9,195,284.00	1,065,801.00	8,281,105.00	9,346,906.00	1.6%
Classified Support Salaries		2200	10,992,083.00	2,996,461.00	13,988,544.00	11,065,080.00	2,990,918.00	14,055,998.00	0.5%
Classified Supervisors' and Administrators' Salaries		2300	3,920,695.00	1,107,629.00	5,028,324.00	4,170,635.00	1,188,332.00	5,358,967.00	6.6%
Clerical, Technical and Office Salaries		2400	9,335,700.00	1,407,852.00	10,743,552.00	9,789,845.00	1,341,773.00	11,131,618.00	3.6%
Other Classified Salaries		2900	1,126,764.00	1,458,466.00	2,585,230.00	1,089,305.00	1,260,757.00	2,350,062.00	-9.1%
TOTAL, CLASSIFIED SALARIES			26,506,532.00	15,034,402.00	41,540,934.00	27,180,666.00	15,062,885.00	42,243,551.00	1.7%
EMPLOYEE BENEFITS									
STRS		3101-3102	9,351,142.00	3,312,461.00	12,663,603.00	10,056,662.00	2,670,116.00	12,726,778.00	0.5%
PERS		3201-3202	4,111,848.00	2,539,425.00	6,651,073.00	4,510,944.00	2,648,563.00	7,159,507.00	7.6%
OASDI/Medicare/Alternative		3301-3302	3,601,807.00	1,808,611.00	5,410,418.00	3,723,552.00	1,638,358.00	5,361,910.00	-0.9%
Health and Welfare Benefits		3401-3402	18,429,007.00	7,789,968.00	26,218,975.00	19,392,288.00	6,981,598.00	26,373,886.00	0.6%
Unemployment Insurance		3501-3502	1,009,642.00	434,713.00	1,444,355.00	2,402,260.00	770,270.00	3,172,530.00	119.7%
Workers' Compensation		3601-3602	1,811,689.00	793,157.00	2,604,846.00	2,238,224.00	717,827.00	2,955,851.00	13.5%
OPEB, Allocated		3701-3702	460,475.00	193,605.00	654,080.00	283,500.00	90,915.00	374,415.00	-42.8%
OPEB, Active Employees		3751-3752	548,167.00	283,911.00	832,078.00	544,078.00	218,481.00	762,559.00	-8.4%
PERS Reduction		3801-3802	220,255.00	264,082.00	484,337.00	554,106.00	203,873.00	757,979.00	56.5%
Other Employee Benefits		3901-3902	581,577.00	11,723.00	593,300.00	25,910.00	12,931.00	38,841.00	-93.5%
TOTAL, EMPLOYEE BENEFITS			40,125,409.00	17,431,656.00	57,557,065.00	43,731,524.00	15,952,732.00	59,684,256.00	3.7%
BOOKS AND SUPPLIES									
Approved Textbooks and Core Curricula Materials		4100	998,266.00	49,172.00	1,047,438.00	809,787.00	776,903.00	1,586,690.00	51.5%
Books and Other Reference Materials		4200	73,456.00	438,612.00	512,068.00	57,622.00	111,500.00	169,122.00	-67.0%

65

Description	Resource Codes	Object Codes	2010-11 Estimated Actuals			2011-12 Budget			% Diff Column C & F
			Unrestricted (A)	Restricted (B)	Total Fund col. A + B (C)	Unrestricted (D)	Restricted (E)	Total Fund col. D + E (F)	
Materials and Supplies		4300	4,238,191.00	5,501,234.00	9,739,425.00	4,973,556.00	8,641,272.00	13,614,830.00	39.8%
Noncapitalized Equipment		4400	2,095,370.00	1,795,365.00	3,890,735.00	1,360,618.00	282,205.00	1,642,823.00	-57.8%
Food		4700	0.00	0.00	0.00	0.00	0.00	0.00	0.0%
TOTAL BOOKS AND SUPPLIES			7,405,283.00	7,784,383.00	15,189,666.00	7,201,585.00	9,811,880.00	17,013,465.00	12.0%
SERVICES AND OTHER OPERATING EXPENDITURES									
Subagreements for Services		5100	0.00	16,949,312.00	16,949,312.00	0.00	16,935,001.00	16,935,001.00	-0.1%
Travel and Conferences		5200	326,347.00	618,985.00	945,332.00	272,154.00	141,178.00	413,332.00	-56.3%
Dues and Memberships		5300	85,525.00	11,610.00	97,135.00	77,919.00	11,100.00	89,019.00	-8.4%
Insurance		5400 - 5450	0.00	0.00	0.00	0.00	0.00	0.00	0.0%
Operations and Housekeeping Services		5500	6,202,117.00	71,735.00	6,273,852.00	6,185,400.00	54,080.00	6,239,480.00	-0.5%
Rentals, Leases, Repairs, and Noncapitalized Improvements		5600	828,045.00	304,666.00	1,132,711.00	865,669.00	386,200.00	1,251,869.00	10.5%
Transfers of Direct Costs		5710	(1,128,589.00)	1,128,589.00	0.00	(763,286.00)	763,286.00	0.00	0.0%
Transfers of Direct Costs - Interfund		5750	(173,087.00)	49,966.00	(123,121.00)	(42,581.00)	(16,363.00)	(58,944.00)	-52.1%
Professional/Consulting Services and Operating Expenditures		5800	8,276,869.00	8,774,947.00	17,051,816.00	9,079,513.00	2,560,694.00	11,640,207.00	-31.7%
Communications		5900	1,213,565.00	77,355.00	1,290,920.00	1,191,581.00	46,350.00	1,237,931.00	-4.1%
TOTAL, SERVICES AND OTHER OPERATING EXPENDITURES			15,630,792.00	27,987,165.00	43,617,957.00	16,866,369.00	20,881,526.00	37,747,895.00	-13.5%

Description	Resource Codes	Object Codes	2010-11 Estimated Actuals			2011-12 Budget			% Diff Column C & F
			Unrestricted (A)	Restricted (B)	Total Fund col. A + B (C)	Unrestricted (D)	Restricted (E)	Total Fund col. D + E (F)	
CAPITAL OUTLAY									
Land		6100	0.00	0.00	0.00	0.00	0.00	0.00	0.00%
Land Improvements		6170	38,742.00	0.00	38,742.00	0.00	0.00	0.00	-100.00%
Buildings and Improvements of Buildings		6200	0.00	626,552.00	626,552.00	0.00	3,336,501.00	3,336,501.00	432.55%
Books and Media for New School Libraries or Major Expansion of School Libraries		6300	0.00	0.00	0.00	0.00	0.00	0.00	0.00%
Equipment		6400	87,601.00	15,650.00	103,251.00	28,900.00	46,150.00	75,050.00	-27.3%
Equipment Replacement		6500	200,063.00	108,725.00	308,788.00	6,000.00	60,000.00	66,000.00	-78.6%
TOTAL, CAPITAL OUTLAY			326,406.00	750,927.00	1,077,333.00	34,900.00	3,442,651.00	3,477,551.00	222.8%
OTHER OUTGO (excluding Transfers of Indirect Costs)									
Tuition									
Tuition for Instruction Under Interdistrict Attendance Agreements		7110	0.00	0.00	0.00	0.00	0.00	0.00	0.00%
State Special Schools		7130	0.00	0.00	0.00	0.00	0.00	0.00	0.00%
Tuition, Excess Costs, and/or Deficit Payments Payments to Districts or Charter Schools		7141	0.00	0.00	0.00	0.00	0.00	0.00	0.00%
Payments to County Offices		7142	0.00	0.00	0.00	70,000.00	0.00	70,000.00	New
Payments to JPAs		7143	0.00	0.00	0.00	0.00	0.00	0.00	0.00%
Transfers of Pass-Through Revenues To Districts or Charter Schools		7211	0.00	0.00	0.00	0.00	0.00	0.00	0.00%
To County Offices		7212	0.00	0.00	0.00	0.00	0.00	0.00	0.00%
To JPAs		7213	0.00	0.00	0.00	0.00	0.00	0.00	0.00%
Special Education SELPA Transfers of Apportionments To Districts or Charter Schools	6500	7221		0.00	0.00		0.00	0.00	0.00%
To County Offices	6500	7222		0.00	0.00		0.00	0.00	0.00%
To JPAs	6500	7223		0.00	0.00		0.00	0.00	0.00%
ROC/P Transfers of Apportionments To Districts or Charter Schools	6360	7221		0.00	0.00		0.00	0.00	0.00%
To County Offices	6360	7222		0.00	0.00		0.00	0.00	0.00%
To JPAs	6360	7223		0.00	0.00		0.00	0.00	0.00%
Other Transfers of Apportionments	All Other	7221-7223	0.00	0.00	0.00	0.00	0.00	0.00	0.00%
All Other Transfers		7281-7283	0.00	0.00	0.00	0.00	0.00	0.00	0.00%

Description	Resource Codes	Object Codes	2010-11 Estimated Actuals			2011-12 Budget			% Diff Column C & F
			Unrestricted (A)	Restricted (B)	Total Fund col. A + B (C)	Unrestricted (D)	Restricted (E)	Total Fund col. D + E (F)	
All Other Transfers Out to All Others		7299	0.00	0.00	0.00	0.00	0.00	0.00	0.0%
Debt Service									
Debt Service - Interest		7438	0.00	0.00	0.00	0.00	0.00	0.00	0.0%
Other Debt Service - Principal		7439	0.00	0.00	0.00	0.00	0.00	0.00	0.0%
TOTAL, OTHER OUTGO (excluding Transfers of Indirect Costs)			0.00	0.00	0.00	70,000.00	0.00	70,000.00	New
OTHER OUTGO - TRANSFERS OF INDIRECT COSTS									
Transfers of Indirect Costs		7310	(2,018,216.00)	2,018,216.00	0.00	(3,105,733.00)	3,105,733.00	0.00	0.0%
Transfers of Indirect Costs - Interfund		7350	(540,740.00)	0.00	(540,740.00)	(956,576.00)	0.00	(956,576.00)	76.9%
TOTAL, OTHER OUTGO - TRANSFERS OF INDIRECT COSTS			(2,558,956.00)	2,018,216.00	(540,740.00)	(4,062,309.00)	3,105,733.00	(956,576.00)	76.9%
TOTAL EXPENDITURES			200,102,525.00	111,903,017.00	312,005,542.00	213,025,637.00	101,022,670.00	314,048,307.00	0.7%

Description	Resource Codes	Object Codes	2010-11 Estimated Actuals		2011-12 Budget		% Diff Column C & F		
			Unrestricted (A)	Restricted (B)	Total Fund col. A + B (C)	Unrestricted (D)		Restricted (E)	Total Fund col. D + E (F)
INTERFUND TRANSFERS									
INTERFUND TRANSFERS IN									
From: Special Reserve Fund		8912	0.00	0.00	0.00	0.00	0.00	0.00	0.0%
From: Bond Interest and Redemption Fund		8914	0.00	0.00	0.00	0.00	0.00	0.00	0.0%
Other Authorized Interfund Transfers In		8919	750,001.00	0.00	750,001.00	728,124.00	0.00	728,124.00	-2.9%
(a) TOTAL, INTERFUND TRANSFERS IN			750,001.00	0.00	750,001.00	728,124.00	0.00	728,124.00	-2.9%
INTERFUND TRANSFERS OUT									
To: Child Development Fund		7611	0.00	0.00	0.00	0.00	0.00	0.00	0.0%
To: Special Reserve Fund		7612	0.00	0.00	0.00	0.00	0.00	0.00	0.0%
To: State School Building Fund/County School Facilities Fund		7613	0.00	0.00	0.00	0.00	0.00	0.00	0.0%
To: Deferred Maintenance Fund		7615	0.00	0.00	0.00	0.00	0.00	0.00	0.0%
To: Cafeteria Fund		7616	0.00	0.00	0.00	0.00	0.00	0.00	0.0%
Other Authorized Interfund Transfers Out		7619	5,501,551.00	202,578.00	5,704,129.00	2,824,368.00	93,261.00	2,917,629.00	-48.9%
(b) TOTAL, INTERFUND TRANSFERS OUT			5,501,551.00	202,578.00	5,704,129.00	2,824,368.00	93,261.00	2,917,629.00	-48.9%
OTHER SOURCES/USES									
SOURCES									
State Apportionments		8931	0.00	0.00	0.00	0.00	0.00	0.00	0.0%
Emergency Apportionments									
Proceeds									
Proceeds from Sale/Lease-Purchase of Land/Buildings		8953	0.00	0.00	0.00	0.00	0.00	0.00	0.0%
Other Sources									
Transfers from Funds of Lapsed/Reorganized LEAs		8965	0.00	0.00	0.00	0.00	0.00	0.00	0.0%
Long-Term Debt Proceeds									
Proceeds from Certificates of Participation		8971	0.00	0.00	0.00	0.00	0.00	0.00	0.0%
Proceeds from Capital Leases		8972	0.00	0.00	0.00	0.00	0.00	0.00	0.0%
Proceeds from Lease Revenue Bonds		8973	0.00	0.00	0.00	0.00	0.00	0.00	0.0%

Description	Resource Codes	Object Codes	2010-11 Estimated Actuals			2011-12 Budget			% Diff Column C & F
			Unrestricted (A)	Restricted (B)	Total Fund col. A + B (C)	Unrestricted (D)	Restricted (E)	Total Fund col. D + E (F)	
All Other Financing Sources		8979	0.00	0.00	0.00	0.00	0.00	0.00	0.0%
(c) TOTAL, SOURCES			0.00	0.00	0.00	0.00	0.00	0.00	0.0%
USES									
Transfers of Funds from Lapsed/Reorganized LEAs		7651	0.00	0.00	0.00	0.00	0.00	0.00	0.0%
All Other Financing Uses		7699	0.00	0.00	0.00	0.00	0.00	0.00	0.0%
(d) TOTAL, USES			0.00	0.00	0.00	0.00	0.00	0.00	0.0%
CONTRIBUTIONS									
Contributions from Unrestricted Revenues		8980	(25,261,873.00)	25,261,873.00	0.00	(32,994,846.00)	32,994,846.00	0.00	0.0%
Contributions from Restricted Revenues		8990	0.00	0.00	0.00	0.00	0.00	0.00	0.0%
Transfers of Restricted Balances		8997	0.00	0.00	0.00	0.00	0.00	0.00	0.0%
(e) TOTAL, CONTRIBUTIONS			(25,261,873.00)	25,261,873.00	0.00	(32,994,846.00)	32,994,846.00	0.00	0.0%
TOTAL, OTHER FINANCING SOURCES/USES (a - b + c - d + e)			(30,013,423.00)	25,059,295.00	(4,954,128.00)	(35,091,090.00)	32,901,585.00	(2,189,505.00)	-55.8%

Description	Function Codes	Object Codes	2010-11 Estimated Actuals			2011-12 Budget			% Diff Column C & F
			Unrestricted (A)	Restricted (B)	Total Fund col. A + B (C)	Unrestricted (D)	Restricted (E)	Total Fund col. D + E (F)	
A. REVENUES									
1) Revenue Limit Sources		8010-8099	202,906,093.00	8,892,109.00	211,798,202.00	193,722,817.00	8,953,173.00	202,675,990.00	-3.3%
2) Federal Revenue		8100-8299	729,625.00	40,565,994.00	41,295,619.00	713,540.00	22,916,889.00	23,630,429.00	-42.8%
3) Other State Revenue		8300-8599	38,803,218.00	36,079,771.00	74,882,989.00	31,923,944.00	33,055,361.00	64,979,305.00	-13.2%
4) Other Local Revenue		8600-8799	3,543,244.00	1,509,763.00	5,053,007.00	2,145,342.00	1,086,548.00	3,231,890.00	-36.0%
5) TOTAL REVENUES			245,982,180.00	87,047,637.00	333,029,817.00	228,505,643.00	66,011,971.00	294,517,614.00	-10.9%
B. EXPENDITURES (Objects 1000-7999)									
1) Instruction	1000-1999		130,504,231.00	75,057,883.00	205,562,114.00	142,741,451.00	59,907,806.00	202,649,257.00	-1.4%
2) Instruction - Related Services	2000-2999		23,812,657.00	12,960,688.00	36,773,345.00	23,936,015.00	12,565,900.00	36,501,915.00	-0.7%
3) Pupil Services	3000-3999		9,062,611.00	13,349,322.00	22,411,933.00	9,257,564.00	14,099,256.00	23,356,820.00	4.2%
4) Ancillary Services	4000-4999		2,335,297.00	0.00	2,335,297.00	2,139,774.00	0.00	2,139,774.00	-8.4%
5) Community Services	5000-5999		58,256.00	0.00	58,256.00	48,235.00	0.00	48,235.00	-17.2%
6) Enterprise	6000-6999		0.00	0.00	0.00	0.00	0.00	0.00	0.0%
7) General Administration	7000-7999		10,915,997.00	2,018,216.00	12,934,213.00	10,924,632.00	3,107,043.00	14,031,675.00	8.5%
8) Plant Services	8000-8999		23,413,476.00	8,516,908.00	31,930,384.00	23,907,966.00	11,342,665.00	35,250,631.00	10.4%
9) Other Outgo	9000-9999	Except 7600-7699	0.00	0.00	0.00	70,000.00	0.00	70,000.00	New
10) TOTAL EXPENDITURES			200,102,525.00	111,903,017.00	312,005,542.00	213,025,637.00	101,022,670.00	314,048,307.00	0.7%
C. EXCESS (DEFICIENCY) OF REVENUES OVER EXPENDITURES BEFORE OTHER FINANCING SOURCES AND USES. (A5 - B10)									
			45,879,655.00	(24,855,380.00)	21,024,275.00	15,480,006.00	(35,010,699.00)	(19,530,693.00)	-192.9%
D. OTHER FINANCING SOURCES/USES									
1) Interfund Transfers									
a) Transfers In		8900-8929	750,001.00	0.00	750,001.00	728,124.00	0.00	728,124.00	-2.9%
b) Transfers Out		7600-7629	5,501,551.00	202,578.00	5,704,129.00	2,824,368.00	93,261.00	2,917,629.00	-48.9%
2) Other Sources/Uses									
a) Sources		8930-8979	0.00	0.00	0.00	0.00	0.00	0.00	0.0%
b) Uses		7630-7699	0.00	0.00	0.00	0.00	0.00	0.00	0.0%
3) Contributions		8980-8999	(25,261,873.00)	25,261,873.00	0.00	(32,994,846.00)	32,994,846.00	0.00	0.0%
4) TOTAL OTHER FINANCING SOURCES/USES			(30,013,423.00)	25,059,295.00	(4,954,128.00)	(35,091,090.00)	32,901,585.00	(2,189,505.00)	-55.8%

Description	Function Codes	Object Codes	2010-11 Estimated Actuals			2011-12 Budget			% Diff Column C & F
			Unrestricted (A)	Restricted (B)	Total Fund col. A + B (C)	Unrestricted (D)	Restricted (E)	Total Fund col. D + E (F)	
E. NET INCREASE (DECREASE) IN FUND BALANCE (C + D4)			15,866,232.00	203,915.00	16,070,147.00	(19,611,084.00)	(2,109,114.00)	(21,720,198.00)	-235.2%
F. FUND BALANCE, RESERVES									
1) Beginning Fund Balance		9791	61,587,762.00	9,428,149.00	71,015,911.00	77,453,994.00	9,632,064.00	87,086,058.00	22.6%
a) As of July 1 - Unaudited		9793	0.00	0.00	0.00	0.00	0.00	0.00	0.0%
b) Audit Adjustments									
c) As of July 1 - Audited (F1a + F1b)			61,587,762.00	9,428,149.00	71,015,911.00	77,453,994.00	9,632,064.00	87,086,058.00	22.6%
d) Other Restatements		9795	0.00	0.00	0.00	0.00	0.00	0.00	0.0%
e) Adjusted Beginning Balance (F1c + F1d)			61,587,762.00	9,428,149.00	71,015,911.00	77,453,994.00	9,632,064.00	87,086,058.00	22.6%
2) Ending Balance, June 30 (E + F1e)			77,453,994.00	9,632,064.00	87,086,058.00	57,842,910.00	7,522,950.00	65,365,860.00	-24.9%
Components of Ending Fund Balance (Actuals)									
a) Reserve for Revolving Cash		9711	150,000.00	0.00	150,000.00				
Stores		9712	500,000.00	0.00	500,000.00				
Prepaid Expenditures		9713	0.00	0.00	0.00				
All Others		9719	0.00	0.00	0.00				
General Reserve		9730	0.00	0.00	0.00				
Legally Restricted Balance		9740	0.00	9,632,064.00	9,632,064.00				
b) Designated Amounts		9770	6,354,194.00	0.00	6,354,194.00				
Designated for Economic Uncertainties									
Designated for the Unrealized Gains of Investments and Cash in County Treasury		9775	0.00	0.00	0.00				
Other Designations (by Resource/Object)		9780	70,449,800.00	0.00	70,449,800.00				
c) Undesignated Amount		9790	0.00	0.00	0.00				
d) Unappropriated Amount		9790							
Components of Ending Fund Balance (Budget)									
a) Nonspendable									
Revolving Cash		9711				150,000.00	0.00	150,000.00	
Stores		9712				500,000.00	0.00	500,000.00	
Prepaid Expenditures		9713				0.00	0.00	0.00	
All Others		9719				0.00	0.00	0.00	
b) Restricted		9740				0.00	7,522,950.00	7,522,950.00	

Description	Function Codes	Object Codes	2010-11 Estimated Actuals			2011-12 Budget			% Diff Column C & F
			Unrestricted (A)	Restricted (B)	Total Fund col. A + B (C)	Unrestricted (D)	Restricted (E)	Total Fund col. D + E (F)	
c) Committed									
Stabilization Arrangements		9750				0.00	0.00	0.00	
Other Commitments (by Resource/Object)		9760				0.00	0.00	0.00	
d) Assigned									
Other Assignments (by Resource/Object)		9780				30,175,288.00	0.00	30,175,288.00	
e) Unassigned/unappropriated									
Reserve for Economic Uncertainties		9789				6,339,319.00	0.00	6,339,319.00	
Unassigned/Unappropriated Amount		9790				20,678,303.00	0.00	20,678,303.00	

July 1 Budget (Single Adoption)
 General Fund
 Exhibit: Restricted Balance Detail

33 67215 0000000
 Form 01

Riverside Unified
 Riverside County

Resource	Description	2010-11 Estimated Actuals	2011-12 Budget
5640	Medi-Cal Billing Option	777,525.00	978,864.00
6300	Lottery: Instructional Materials	935,625.00	935,625.00
6500	Special Education	30,000.00	0.00
7090	Economic Impact Aid (EIA)	772,443.00	772,443.00
7091	Economic Impact Aid: Limited English Proficiency (LEP)	1,348,726.00	1,348,726.00
8150	Ongoing & Major Maintenance Account (RMA: Education Code Secti	661,732.00	661,732.00
9010	Other Restricted Local	5,106,013.00	2,825,560.00
Total, Restricted Balance		9,632,064.00	7,522,950.00

Description	Resource Codes	Object Codes	2010-11 Estimated Actuals	2011-12 Budget	Percent Difference
A. REVENUES					
1) Revenue Limit Sources		8010-8099	0.00	0.00	0.0%
2) Federal Revenue		8100-8299	775,052.00	579,634.00	-25.2%
3) Other State Revenue		8300-8599	0.00	3,410,529.00	New
4) Other Local Revenue		8600-8799	561,689.00	253,000.00	-55.0%
5) TOTAL REVENUES			1,336,741.00	4,243,163.00	217.4%
B. EXPENDITURES					
1) Certificated Salaries		1000-1999	1,701,733.00	1,681,269.00	-1.2%
2) Classified Salaries		2000-2999	854,312.00	849,955.00	-0.5%
3) Employee Benefits		3000-3999	879,030.00	997,156.00	13.4%
4) Books and Supplies		4000-4999	199,380.00	445,909.00	123.6%
5) Services and Other Operating Expenditures		5000-5999	273,943.00	215,410.00	-21.4%
6) Capital Outlay		6000-6999	0.00	0.00	0.0%
7) Other Outgo (excluding Transfers of Indirect Costs)		7100-7299, 7400-7499	0.00	0.00	0.0%
8) Other Outgo - Transfers of Indirect Costs		7300-7399	81,504.00	143,725.00	76.3%
9) TOTAL EXPENDITURES			3,989,902.00	4,333,424.00	8.6%
C. EXCESS (DEFICIENCY) OF REVENUES OVER EXPENDITURES BEFORE OTHER FINANCING SOURCES AND USES (A5 - B9)			(2,653,161.00)	(90,261.00)	-96.6%
D. OTHER FINANCING SOURCES/USES					
1) Interfund Transfers					
a) Transfers In		8900-8929	4,092,164.00	93,261.00	-97.7%
b) Transfers Out		7600-7629	0.00	0.00	0.0%
2) Other Sources/Uses					
a) Sources		8930-8979	0.00	0.00	0.0%
b) Uses		7630-7699	0.00	0.00	0.0%
3) Contributions		8980-8999	0.00	0.00	0.0%
4) TOTAL OTHER FINANCING SOURCES/USES			4,092,164.00	93,261.00	-97.7%

Description	Resource Codes	Object Codes	2010-11 Estimated Actuals	2011-12 Budget	Percent Difference
E. NET INCREASE (DECREASE) IN FUND BALANCE (C + D4)			1,439,003.00	3,000.00	-99.8%
F. FUND BALANCE, RESERVES					
1) Beginning Fund Balance					
a) As of July 1 - Unaudited					
		9791	2,786,203.00	4,225,206.00	51.6%
b) Audit Adjustments			0.00	0.00	0.0%
c) As of July 1 - Audited (F1a + F1b)			2,786,203.00	4,225,206.00	51.6%
d) Other Restatements			0.00	0.00	0.0%
e) Adjusted Beginning Balance (F1c + F1d)			2,786,203.00	4,225,206.00	51.6%
2) Ending Balance, June 30 (E + F1e)			4,225,206.00	4,228,206.00	0.1%
Components of Ending Fund Balance (Actuals)					
a) Reserve for					
		9711	0.00		
		9712	0.00		
		9713	0.00		
		9719	0.00		
		9730	0.00		
		9740	0.00		
b) Designated Amounts					
Designated for Economic Uncertainties			0.00		
Designated for the Unrealized Gains of					
Investments and Cash in County Treasury			0.00		
Other Designations			4,225,206.00		
c) Undesignated Amount			0.00		
d) Unappropriated Amount					
Components of Ending Fund Balance (Budget)					
a) Nonspendable					
		9711		0.00	
		9712		0.00	
		9713		0.00	
		9719		0.00	
b) Restricted				0.00	
c) Committed					
Stabilization Arrangements				0.00	
Other Commitments				4,228,206.00	
d) Assigned					
Other Assignments				0.00	
e) Unassigned/Unappropriated					
Reserve for Economic Uncertainties				0.00	
Unassigned/Unappropriated Amount				0.00	

Description	Resource Codes	Object Codes	2010-11 Estimated Actuals	2011-12 Budget	Percent Difference
G. ASSETS					
1) Cash					
a) in County Treasury		9110	4,225,206.00		
1) Fair Value Adjustment to Cash in County Treasury		9111	0.00		
b) in Banks		9120	0.00		
c) in Revolving Fund		9130	0.00		
d) with Fiscal Agent		9135	0.00		
e) collections awaiting deposit		9140	0.00		
2) Investments		9150	0.00		
3) Accounts Receivable		9200	0.00		
4) Due from Grantor Government		9290	0.00		
5) Due from Other Funds		9310	0.00		
6) Stores		9320	0.00		
7) Prepaid Expenditures		9330	0.00		
8) Other Current Assets		9340	0.00		
9) Fixed Assets		9400	0.00		
10) TOTAL, ASSETS			4,225,206.00		
H. LIABILITIES					
1) Accounts Payable		9500	0.00		
2) Due to Grantor Governments		9590	0.00		
3) Due to Other Funds		9610	0.00		
4) Current Loans		9640			
5) Deferred Revenue		9650	0.00		
6) Long-Term Liabilities		9660			
7) TOTAL, LIABILITIES			0.00		
I. FUND EQUITY					
Ending Fund Balance, June 30 (G10 - H7)			4,225,206.00		

Description	Resource Codes	Object Codes	2010-11 Estimated Actuals	2011-12 Budget	Percent Difference
FEDERAL REVENUE					
Interagency Contracts Between LEAs		8285	0.00	0.00	0.0%
NCLB / IASA (incl. ARRA)	3000-3299, 4000-4139, 4201-4215, 4610, 5510	8290	0.00	0.00	0.0%
Vocational and Applied Technology Education	3500-3699	8290	0.00	0.00	0.0%
Safe and Drug Free Schools	3700-3799	8290	0.00	0.00	0.0%
Other Federal Revenue (incl. ARRA)	All Other	8290	775,052.00	579,634.00	-25.2%
TOTAL, FEDERAL REVENUE			775,052.00	579,634.00	-25.2%
OTHER STATE REVENUE					
Other State Apportionments					
All Other State Apportionments - Current Year	All Other	8311	0.00	0.00	0.0%
All Other State Apportionments - Prior Years	All Other	8319	0.00	0.00	0.0%
All Other State Revenue		8590	0.00	3,410,529.00	New
TOTAL, OTHER STATE REVENUE			0.00	3,410,529.00	New

Description	Resource Codes	Object Codes	2010-11 Estimated Actuals	2011-12 Budget	Percent Difference
OTHER LOCAL REVENUE					
Other Local Revenue					
Sales					
Sale of Equipment/Supplies		8631	0.00	0.00	0.0%
Leases and Rentals		8650	0.00	0.00	0.0%
Interest		8660	12,000.00	3,000.00	-75.0%
Net Increase (Decrease) in the Fair Value of Investments		8662	0.00	0.00	0.0%
Fees and Contracts					
Adult Education Fees		8671	293,660.00	250,000.00	-14.9%
Interagency Services		8677	0.00	0.00	0.0%
Other Local Revenue					
All Other Local Revenue		8699	256,029.00	0.00	-100.0%
Tuition		8710	0.00	0.00	0.0%
TOTAL, OTHER LOCAL REVENUE			561,689.00	253,000.00	-55.0%
TOTAL, REVENUES			1,336,741.00	4,243,163.00	217.4%

Description	Resource Codes	Object Codes	2010-11 Estimated Actuals	2011-12 Budget	Percent Difference
CERTIFICATED SALARIES					
Certificated Teachers' Salaries		1100	1,457,291.00	1,447,450.00	-0.7%
Certificated Pupil Support Salaries		1200	10,000.00	0.00	-100.0%
Certificated Supervisors' and Administrators' Salaries		1300	234,442.00	233,819.00	-0.3%
Other Certificated Salaries		1900	0.00	0.00	0.0%
TOTAL, CERTIFICATED SALARIES			1,701,733.00	1,681,269.00	-1.2%
CLASSIFIED SALARIES					
Classified Instructional Salaries		2100	178,215.00	163,711.00	-8.1%
Classified Support Salaries		2200	171,698.00	108,380.00	-36.9%
Classified Supervisors' and Administrators' Salaries		2300	178,213.00	175,395.00	-1.6%
Clerical, Technical and Office Salaries		2400	274,006.00	351,975.00	28.5%
Other Classified Salaries		2900	52,180.00	50,494.00	-3.2%
TOTAL, CLASSIFIED SALARIES			854,312.00	849,955.00	-0.5%
EMPLOYEE BENEFITS					
STRS		3101-3102	180,247.00	137,321.00	-23.8%
PERS		3201-3202	157,949.00	142,098.00	-10.0%
OASDI/Medicare/Alternative		3301-3302	108,843.00	89,438.00	-17.8%
Health and Welfare Benefits		3401-3402	302,905.00	513,918.00	69.7%
Unemployment Insurance		3501-3502	24,868.00	40,762.00	63.9%
Workers' Compensation		3601-3602	43,902.00	37,977.00	-13.5%
OPEB, Allocated		3701-3702	17,406.00	4,810.00	-72.4%
OPEB, Active Employees		3751-3752	16,920.00	13,267.00	-21.6%
PERS Reduction		3801-3802	25,340.00	16,915.00	-33.2%
Other Employee Benefits		3901-3902	650.00	650.00	0.0%
TOTAL, EMPLOYEE BENEFITS			879,030.00	997,156.00	13.4%
BOOKS AND SUPPLIES					
Approved Textbooks and Core Curricula Materials		4100	0.00	0.00	0.0%
Books and Other Reference Materials		4200	29,395.00	45,813.00	55.9%
Materials and Supplies		4300	122,244.00	370,096.00	202.8%
Noncapitalized Equipment		4400	47,741.00	30,000.00	-37.2%
TOTAL, BOOKS AND SUPPLIES			199,380.00	445,909.00	123.6%

Description	Resource Codes	Object Codes	2010-11 Estimated Actuals	2011-12 Budget	Percent Difference
SERVICES AND OTHER OPERATING EXPENDITURES					
Subagreements for Services		5100	0.00	0.00	0.0%
Travel and Conferences		5200	21,350.00	9,855.00	-53.8%
Dues and Memberships		5300	8,300.00	1,500.00	-81.9%
Insurance		5400-5450	0.00	0.00	0.0%
Operations and Housekeeping Services		5500	73,010.00	112,925.00	54.7%
Rentals, Leases, Repairs, and Noncapitalized Improvements		5600	24,250.00	15,200.00	-37.3%
Transfers of Direct Costs		5710	0.00	0.00	0.0%
Transfers of Direct Costs - Interfund		5750	23,140.00	14,600.00	-36.9%
Professional/Consulting Services and Operating Expenditures		5800	121,693.00	59,330.00	-51.2%
Communications		5900	2,200.00	2,000.00	-9.1%
TOTAL, SERVICES AND OTHER OPERATING EXPENDITURES			273,943.00	215,410.00	-21.4%
CAPITAL OUTLAY					
Land		6100	0.00	0.00	0.0%
Land Improvements		6170	0.00	0.00	0.0%
Buildings and Improvements of Buildings		6200	0.00	0.00	0.0%
Equipment		6400	0.00	0.00	0.0%
Equipment Replacement		6500	0.00	0.00	0.0%
TOTAL, CAPITAL OUTLAY			0.00	0.00	0.0%
OTHER OUTGO (excluding Transfers of Indirect Costs)					
Tuition					
Tuition, Excess Costs, and/or Deficit Payments Payments to Districts or Charter Schools		7141	0.00	0.00	0.0%
Payments to County Offices		7142	0.00	0.00	0.0%
Payments to JPAs		7143	0.00	0.00	0.0%
Debt Service					
Debt Service - Interest		7438	0.00	0.00	0.0%
Other Debt Service - Principal		7439	0.00	0.00	0.0%
TOTAL, OTHER OUTGO (excluding Transfers of Indirect Costs)			0.00	0.00	0.0%

Description	Resource Codes	Object Codes	2010-11 Estimated Actuals	2011-12 Budget	Percent Difference
OTHER OUTGO - TRANSFERS OF INDIRECT COSTS					
Transfers of Indirect Costs - Interfund		7350	81,504.00	143,725.00	76.3%
TOTAL, OTHER OUTGO - TRANSFERS OF INDIRECT COSTS			81,504.00	143,725.00	76.3%
TOTAL, EXPENDITURES			3,989,902.00	4,333,424.00	8.6%

Description	Resource Codes	Object Codes	2010-11 Estimated Actuals	2011-12 Budget	Percent Difference
INTERFUND TRANSFERS					
INTERFUND TRANSFERS IN					
Other Authorized Interfund Transfers In		8919	4,092,164.00	93,261.00	-97.7%
(a) TOTAL, INTERFUND TRANSFERS IN			4,092,164.00	93,261.00	-97.7%
INTERFUND TRANSFERS OUT					
To: State School Building Fund/ County School Facilities Fund		7613	0.00	0.00	0.0%
Other Authorized Interfund Transfers Out		7619	0.00	0.00	0.0%
(b) TOTAL, INTERFUND TRANSFERS OUT			0.00	0.00	0.0%
OTHER SOURCES/USES					
SOURCES					
Other Sources					
Transfers from Funds of Lapsed/Reorganized LEAs		8965	0.00	0.00	0.0%
Long-Term Debt Proceeds					
Proceeds from Certificates of Participation		8971	0.00	0.00	0.0%
Proceeds from Capital Leases		8972	0.00	0.00	0.0%
All Other Financing Sources		8979	0.00	0.00	0.0%
(c) TOTAL, SOURCES			0.00	0.00	0.0%
USES					
Transfers of Funds from Lapsed/Reorganized LEAs		7651	0.00	0.00	0.0%
All Other Financing Uses		7699	0.00	0.00	0.0%
(d) TOTAL, USES			0.00	0.00	0.0%
CONTRIBUTIONS					
Contributions from Unrestricted Revenues		8980	0.00	0.00	0.0%
Contributions from Restricted Revenues		8990	0.00	0.00	0.0%
Transfers of Restricted Balances		8997	0.00	0.00	0.0%
(e) TOTAL, CONTRIBUTIONS			0.00	0.00	0.0%
TOTAL, OTHER FINANCING SOURCES/USES (a - b + c - d + e)			4,092,164.00	93,261.00	-97.7%

Description	Function Codes	Object Codes	2010-11 Estimated Actuals	2011-12 Budget	Percent Difference
A. REVENUES					
1) Revenue Limit Sources		8010-8099	0.00	0.00	0.0%
2) Federal Revenue		8100-8299	775,052.00	579,634.00	-25.2%
3) Other State Revenue		8300-8599	0.00	3,410,529.00	New
4) Other Local Revenue		8600-8799	561,689.00	253,000.00	-55.0%
5) TOTAL, REVENUES			1,336,741.00	4,243,163.00	217.4%
B. EXPENDITURES (Objects 1000-7999)					
1) Instruction	1000-1999		2,407,794.00	2,660,574.00	10.5%
2) Instruction - Related Services	2000-2999		1,074,311.00	1,175,477.00	9.4%
3) Pupil Services	3000-3999		72,888.00	62,130.00	-14.8%
4) Ancillary Services	4000-4999		0.00	0.00	0.0%
5) Community Services	5000-5999		0.00	0.00	0.0%
6) Enterprise	6000-6999		0.00	0.00	0.0%
7) General Administration	7000-7999		81,504.00	143,725.00	76.3%
8) Plant Services	8000-8999		353,405.00	291,518.00	-17.5%
9) Other Outgo	9000-9999	Except 7600-7699	0.00	0.00	0.0%
10) TOTAL, EXPENDITURES			3,989,902.00	4,333,424.00	8.6%
C. EXCESS (DEFICIENCY) OF REVENUES OVER EXPENDITURES BEFORE OTHER FINANCING SOURCES AND USES (A5 - B10)			(2,653,161.00)	(90,261.00)	-96.6%
D. OTHER FINANCING SOURCES/USES					
1) Interfund Transfers					
a) Transfers In		8900-8929	4,092,164.00	93,261.00	-97.7%
b) Transfers Out		7600-7629	0.00	0.00	0.0%
2) Other Sources/Uses					
a) Sources		8930-8979	0.00	0.00	0.0%
b) Uses		7630-7699	0.00	0.00	0.0%
3) Contributions		8980-8999	0.00	0.00	0.0%
4) TOTAL, OTHER FINANCING SOURCES/USES			4,092,164.00	93,261.00	-97.7%

Description	Function Codes	Object Codes	2010-11 Estimated Actuals	2011-12 Budget	Percent Difference
E. NET INCREASE (DECREASE) IN FUND BALANCE (C + D4)			1,439,003.00	3,000.00	-99.8%
F. FUND BALANCE, RESERVES					
1) Beginning Fund Balance					
a) As of July 1 - Unaudited			2,786,203.00	4,225,206.00	51.6%
b) Audit Adjustments			0.00	0.00	0.0%
c) As of July 1 - Audited (F1a + F1b)			2,786,203.00	4,225,206.00	51.6%
d) Other Restatements			0.00	0.00	0.0%
e) Adjusted Beginning Balance (F1c + F1d)			2,786,203.00	4,225,206.00	51.6%
2) Ending Balance, June 30 (E + F1e)			4,225,206.00	4,228,206.00	0.1%
Components of Ending Fund Balance (Actuals)					
a) Reserve for					
Revolving Cash			9711 0.00		
Stores			9712 0.00		
Prepaid Expenditures			9713 0.00		
All Others			9719 0.00		
General Reserve			9730 0.00		
Legally Restricted Balance			9740 0.00		
b) Designated Amounts					
Designated for Economic Uncertainties			9770 0.00		
Designated for the Unrealized Gains of Investments and Cash in County Treasury			9775 0.00		
Other Designations (by Resource/Object)			9780 4,225,206.00		
c) Undesignated Amount			9790 0.00		
d) Unappropriated Amount			9790		
Components of Ending Fund Balance (Budget)					
a) Reserve for					
Revolving Cash			9711	0.00	
Stores			9712	0.00	
Prepaid Expenditures			9713	0.00	
All Others			9719	0.00	
b) Restricted			9740	0.00	
c) Committed					
Stabilization Arrangements			9750	0.00	
Other Commitments (by Resource/Object)			9760	4,228,206.00	
d) Assigned					
Other Assignments (by Resource/Object)			9780	0.00	
e) Unassigned/Unappropriated					
Reserve for Economic Uncertainties			9789	0.00	
Unassigned/Unappropriated Amount			9790	0.00	

<u>Resource</u>	<u>Description</u>	<u>2010-11 Estimated Actuals</u>	<u>2011-12 Budget</u>
	Total, Restricted Balance	0.00	0.00

Description	Resource Codes	Object Codes	2010-11 Estimated Actuals	2011-12 Budget	Percent Difference
A. REVENUES					
1) Revenue Limit Sources		8010-8099	0.00	0.00	0.0%
2) Federal Revenue		8100-8299	0.00	0.00	0.0%
3) Other State Revenue		8300-8599	2,414,035.00	2,317,474.00	-4.0%
4) Other Local Revenue		8600-8799	217,578.00	255,407.00	17.4%
5) TOTAL, REVENUES			2,631,613.00	2,572,881.00	-2.2%
B. EXPENDITURES					
1) Certificated Salaries		1000-1999	792,854.00	692,927.00	-12.6%
2) Classified Salaries		2000-2999	831,177.00	803,433.00	-3.3%
3) Employee Benefits		3000-3999	640,614.00	627,305.00	-2.1%
4) Books and Supplies		4000-4999	197,479.00	267,420.00	35.4%
5) Services and Other Operating Expenditures		5000-5999	100,941.00	75,000.00	-25.7%
6) Capital Outlay		6000-6999	0.00	0.00	0.0%
7) Other Outgo (excluding Transfers of Indirect Costs)		7100-7299, 7400-7499	0.00	0.00	0.0%
8) Other Outgo - Transfers of Indirect Costs		7300-7399	65,614.00	105,796.00	61.2%
9) TOTAL, EXPENDITURES			2,628,679.00	2,571,881.00	-2.2%
C. EXCESS (DEFICIENCY) OF REVENUES OVER EXPENDITURES BEFORE OTHER FINANCING SOURCES AND USES (A5 - B9)			2,934.00	1,000.00	-65.9%
D. OTHER FINANCING SOURCES/USES					
1) Interfund Transfers					
a) Transfers In		8900-8929	0.00	0.00	0.0%
b) Transfers Out		7600-7629	15,383.00	1,000.00	-93.5%
2) Other Sources/Uses					
a) Sources		8930-8979	0.00	0.00	0.0%
b) Uses		7630-7699	0.00	0.00	0.0%
3) Contributions		8980-8999	0.00	0.00	0.0%
4) TOTAL, OTHER FINANCING SOURCES/USES			(15,383.00)	(1,000.00)	-93.5%

Description	Resource Codes	Object Codes	2010-11 Estimated Actuals	2011-12 Budget	Percent Difference	
E. NET INCREASE (DECREASE) IN FUND BALANCE (C + D4)			(12,449.00)	0.00	-100.0%	
F. FUND BALANCE, RESERVES						
1) Beginning Fund Balance						
a) As of July 1 - Unaudited			9791	12,449.00	0.00	-100.0%
b) Audit Adjustments			9793	0.00	0.00	0.0%
c) As of July 1 - Audited (F1a + F1b)				12,449.00	0.00	-100.0%
d) Other Restatements			9795	0.00	0.00	0.0%
e) Adjusted Beginning Balance (F1c + F1d)				12,449.00	0.00	-100.0%
2) Ending Balance, June 30 (E + F1e)				0.00	0.00	0.0%
Components of Ending Fund Balance (Actuals)						
a) Reserve for						
Revolving Cash			9711	0.00		
Stores			9712	0.00		
Prepaid Expenditures			9713	0.00		
All Others			9719	0.00		
General Reserve			9730	0.00		
Legally Restricted Balance			9740	0.00		
b) Designated Amounts						
Designated for Economic Uncertainties			9770	0.00		
Designated for the Unrealized Gains of						
Investments and Cash in County Treasury			9775	0.00		
Other Designations			9780	0.00		
c) Undesignated Amount			9790	0.00		
d) Unappropriated Amount			9790			
Components of Ending Fund Balance (Budget)						
a) Nonspendable						
Revolving Cash			9711	0.00		
Stores			9712	0.00		
Prepaid Expenditures			9713	0.00		
All Others			9719	0.00		
b) Restricted			9740	0.00		
c) Committed						
Stabilization Arrangements			9750	0.00		
Other Commitments			9760	0.00		
d) Assigned						
Other Assignments			9780	0.00		
e) Unassigned/Unappropriated						
Reserve for Economic Uncertainties			9789	0.00		
Unassigned/Unappropriated Amount			9790	0.00		

Description	Resource Codes	Object Codes	2010-11 Estimated Actuals	2011-12 Budget	Percent Difference
G. ASSETS					
1) Cash					
a) in County Treasury		9110	0.00		
1) Fair Value Adjustment to Cash in County Treasury		9111	0.00		
b) in Banks		9120	0.00		
c) in Revolving Fund		9130	0.00		
d) with Fiscal Agent		9135	0.00		
e) collections awaiting deposit		9140	0.00		
2) Investments		9150	0.00		
3) Accounts Receivable		9200	0.00		
4) Due from Grantor Government		9290	0.00		
5) Due from Other Funds		9310	0.00		
6) Stores		9320	0.00		
7) Prepaid Expenditures		9330	0.00		
8) Other Current Assets		9340	0.00		
9) Fixed Assets		9400	0.00		
10) TOTAL, ASSETS			0.00		
H. LIABILITIES					
1) Accounts Payable		9500	0.00		
2) Due to Grantor Governments		9590	0.00		
3) Due to Other Funds		9610	0.00		
4) Current Loans		9640			
5) Deferred Revenue		9650	0.00		
6) Long-Term Liabilities		9660			
7) TOTAL, LIABILITIES			0.00		
I. FUND EQUITY					
Ending Fund Balance, June 30 (G10 - H7)			0.00		

Description	Resource Codes	Object Codes	2010-11 Estimated Actuals	2011-12 Budget	Percent Difference
FEDERAL REVENUE					
Child Nutrition Programs		8220	0.00	0.00	0.0%
Interagency Contracts Between LEAs		8285	0.00	0.00	0.0%
Other Federal Revenue (incl. ARRA)		8290	0.00	0.00	0.0%
TOTAL, FEDERAL REVENUE			0.00	0.00	0.0%
OTHER STATE REVENUE					
Child Nutrition Programs		8520	0.00	0.00	0.0%
Child Development Apportionments		8530	0.00	0.00	0.0%
Pass-Through Revenues from State Sources		8587	0.00	0.00	0.0%
State Preschool	6055, 6056, 6105	8590	2,414,035.00	2,317,474.00	-4.0%
All Other State Revenue	All Other	8590	0.00	0.00	0.0%
TOTAL, OTHER STATE REVENUE			2,414,035.00	2,317,474.00	-4.0%
OTHER LOCAL REVENUE					
Other Local Revenue					
Sales					
Sale of Equipment/Supplies		8631	0.00	0.00	0.0%
Food Service Sales		8634	0.00	0.00	0.0%
Interest		8660	2,934.00	1,000.00	-65.9%
Net Increase (Decrease) in the Fair Value of Investments		8662	0.00	0.00	0.0%
Fees and Contracts					
Child Development Parent Fees		8673	0.00	0.00	0.0%
Interagency Services		8677	214,644.00	254,407.00	18.5%
All Other Fees and Contracts		8689	0.00	0.00	0.0%
Other Local Revenue					
All Other Local Revenue		8699	0.00	0.00	0.0%
All Other Transfers In from All Others		8799	0.00	0.00	0.0%
TOTAL, OTHER LOCAL REVENUE			217,578.00	255,407.00	17.4%
TOTAL, REVENUES			2,631,613.00	2,572,881.00	-2.2%

Description	Resource Codes	Object Codes	2010-11 Estimated Actuals	2011-12 Budget	Percent Difference
CERTIFICATED SALARIES					
Certificated Teachers' Salaries		1100	617,953.00	557,768.00	-9.7%
Certificated Pupil Support Salaries		1200	74,817.00	66,108.00	-11.6%
Certificated Supervisors' and Administrators' Salaries		1300	71,113.00	52,328.00	-26.4%
Other Certificated Salaries		1900	28,971.00	16,723.00	-42.3%
TOTAL, CERTIFICATED SALARIES			792,854.00	692,927.00	-12.6%
CLASSIFIED SALARIES					
Classified Instructional Salaries		2100	570,662.00	563,436.00	-1.3%
Classified Support Salaries		2200	3,177.00	3,116.00	-1.9%
Classified Supervisors' and Administrators' Salaries		2300	31,483.00	30,434.00	-3.3%
Clerical, Technical and Office Salaries		2400	113,619.00	93,118.00	-18.0%
Other Classified Salaries		2900	112,236.00	113,329.00	1.0%
TOTAL, CLASSIFIED SALARIES			831,177.00	803,433.00	-3.3%
EMPLOYEE BENEFITS					
STRS		3101-3102	55,622.00	43,227.00	-22.3%
PERS		3201-3202	138,304.00	133,932.00	-3.2%
OASDI/Medicare/Alternative		3301-3302	86,584.00	81,990.00	-5.3%
Health and Welfare Benefits		3401-3402	285,347.00	292,539.00	2.5%
Unemployment Insurance		3501-3502	12,049.00	24,092.00	100.0%
Workers' Compensation		3601-3602	21,747.00	22,444.00	3.2%
OPEB, Allocated		3701-3702	5,342.00	2,844.00	-46.8%
OPEB, Active Employees		3751-3752	11,378.00	9,121.00	-19.8%
PERS Reduction		3801-3802	23,429.00	17,054.00	-27.2%
Other Employee Benefits		3901-3902	812.00	62.00	-92.4%
TOTAL, EMPLOYEE BENEFITS			640,614.00	627,305.00	-2.1%
BOOKS AND SUPPLIES					
Approved Textbooks and Core Curricula Materials		4100	0.00	0.00	0.0%
Books and Other Reference Materials		4200	2,307.00	1,500.00	-35.0%
Materials and Supplies		4300	176,004.00	252,920.00	43.7%
Noncapitalized Equipment		4400	19,168.00	13,000.00	-32.2%
Food		4700	0.00	0.00	0.0%
TOTAL, BOOKS AND SUPPLIES			197,479.00	267,420.00	35.4%

Description	Resource Codes	Object Codes	2010-11 Estimated Actuals	2011-12 Budget	Percent Difference
SERVICES AND OTHER OPERATING EXPENDITURES					
Subagreements for Services		5100	0.00	0.00	0.0%
Travel and Conferences		5200	1,821.00	2,600.00	42.8%
Dues and Memberships		5300	240.00	0.00	-100.0%
Insurance		5400-5450	0.00	0.00	0.0%
Operations and Housekeeping Services		5500	0.00	0.00	0.0%
Rentals, Leases, Repairs, and Noncapitalized Improvements		5600	594.00	0.00	-100.0%
Transfers of Direct Costs		5710	0.00	0.00	0.0%
Transfers of Direct Costs - Interfund		5750	61,643.00	59,000.00	-4.3%
Professional/Consulting Services and Operating Expenditures		5800	26,738.00	3,500.00	-86.9%
Communications		5900	9,905.00	9,900.00	-0.1%
TOTAL, SERVICES AND OTHER OPERATING EXPENDITURES			100,941.00	75,000.00	-25.7%
CAPITAL OUTLAY					
Land		6100	0.00	0.00	0.0%
Land Improvements		6170	0.00	0.00	0.0%
Buildings and Improvements of Buildings		6200	0.00	0.00	0.0%
Equipment		6400	0.00	0.00	0.0%
Equipment Replacement		6500	0.00	0.00	0.0%
TOTAL, CAPITAL OUTLAY			0.00	0.00	0.0%
OTHER OUTGO (excluding Transfers of Indirect Costs)					
Other Transfers Out					
All Other Transfers Out to All Others		7299	0.00	0.00	0.0%
Debt Service					
Debt Service - Interest		7438	0.00	0.00	0.0%
Other Debt Service - Principal		7439	0.00	0.00	0.0%
TOTAL, OTHER OUTGO (excluding Transfers of Indirect Costs)			0.00	0.00	0.0%
OTHER OUTGO - TRANSFERS OF INDIRECT COSTS					
Transfers of Indirect Costs - Interfund		7350	65,614.00	105,796.00	61.2%
TOTAL, OTHER OUTGO - TRANSFERS OF INDIRECT COSTS			65,614.00	105,796.00	61.2%
TOTAL EXPENDITURES			2,628,679.00	2,571,881.00	-2.2%

Description	Resource Codes	Object Codes	2010-11 Estimated Actuals	2011-12 Budget	Percent Difference
INTERFUND TRANSFERS					
INTERFUND TRANSFERS IN					
From: General Fund		8911	0.00	0.00	0.0%
Other Authorized Interfund Transfers In		8919	0.00	0.00	0.0%
(a) TOTAL, INTERFUND TRANSFERS IN			0.00	0.00	0.0%
INTERFUND TRANSFERS OUT					
Other Authorized Interfund Transfers Out		7619	15,383.00	1,000.00	-93.5%
(b) TOTAL, INTERFUND TRANSFERS OUT			15,383.00	1,000.00	-93.5%
OTHER SOURCES/USES					
SOURCES					
Other Sources					
Transfers from Funds of Lapsed/Reorganized LEAs		8965	0.00	0.00	0.0%
Long-Term Debt Proceeds					
Proceeds from Certificates of Participation		8971	0.00	0.00	0.0%
Proceeds from Capital Leases		8972	0.00	0.00	0.0%
All Other Financing Sources		8979	0.00	0.00	0.0%
(c) TOTAL, SOURCES			0.00	0.00	0.0%
USES					
Transfers of Funds from Lapsed/Reorganized LEAs		7651	0.00	0.00	0.0%
All Other Financing Uses		7699	0.00	0.00	0.0%
(d) TOTAL, USES			0.00	0.00	0.0%
CONTRIBUTIONS					
Contributions from Unrestricted Revenues		8980	0.00	0.00	0.0%
Contributions from Restricted Revenues		8990	0.00	0.00	0.0%
(e) TOTAL, CONTRIBUTIONS			0.00	0.00	0.0%
TOTAL, OTHER FINANCING SOURCES/USES (a - b + c - d + e)			(15,383.00)	(1,000.00)	-93.5%

Description	Function Codes	Object Codes	2010-11 Estimated Actuals	2011-12 Budget	Percent Difference
A. REVENUES					
1) Revenue Limit Sources		8010-8099	0.00	0.00	0.0%
2) Federal Revenue		8100-8299	0.00	0.00	0.0%
3) Other State Revenue		8300-8599	2,414,035.00	2,317,474.00	-4.0%
4) Other Local Revenue		8600-8799	217,578.00	255,407.00	17.4%
5) TOTAL, REVENUES			2,631,613.00	2,572,881.00	-2.2%
B. EXPENDITURES (Objects 1000-7999)					
1) Instruction	1000-1999		1,933,861.00	1,908,800.00	-1.3%
2) Instruction - Related Services	2000-2999		530,314.00	469,131.00	-11.5%
3) Pupil Services	3000-3999		97,890.00	87,154.00	-11.0%
4) Ancillary Services	4000-4999		0.00	0.00	0.0%
5) Community Services	5000-5999		0.00	0.00	0.0%
6) Enterprise	6000-6999		0.00	0.00	0.0%
7) General Administration	7000-7999		65,614.00	105,796.00	61.2%
8) Plant Services	8000-8999		1,000.00	1,000.00	0.0%
9) Other Outgo	9000-9999	Except 7600-7699	0.00	0.00	0.0%
10) TOTAL, EXPENDITURES			2,628,679.00	2,571,881.00	-2.2%
C. EXCESS (DEFICIENCY) OF REVENUES OVER EXPENDITURES BEFORE OTHER FINANCING SOURCES AND USES (A5 - B10)			2,934.00	1,000.00	-65.9%
D. OTHER FINANCING SOURCES/USES					
1) Interfund Transfers					
a) Transfers In		8900-8929	0.00	0.00	0.0%
b) Transfers Out		7600-7629	15,383.00	1,000.00	-93.5%
2) Other Sources/Uses					
a) Sources		8930-8979	0.00	0.00	0.0%
b) Uses		7630-7699	0.00	0.00	0.0%
3) Contributions		8980-8999	0.00	0.00	0.0%
4) TOTAL, OTHER FINANCING SOURCES/USES			(15,383.00)	(1,000.00)	-93.5%

Description	Function Codes	Object Codes	2010-11 Estimated Actuals	2011-12 Budget	Percent Difference
E. NET INCREASE (DECREASE) IN FUND BALANCE (C + D4)			(12,449.00)	0.00	-100.0%
F. FUND BALANCE, RESERVES					
1) Beginning Fund Balance					
a) As of July 1 - Unaudited		9791	12,449.00	0.00	-100.0%
b) Audit Adjustments		9793	0.00	0.00	0.0%
c) As of July 1 - Audited (F1a + F1b)			12,449.00	0.00	-100.0%
d) Other Restatements		9795	0.00	0.00	0.0%
e) Adjusted Beginning Balance (F1c + F1d)			12,449.00	0.00	-100.0%
2) Ending Balance, June 30 (E + F1e)					
Components of Ending Fund Balance (Actuals)					
a) Reserve for					
Revolving Cash		9711	0.00		
Stores		9712	0.00		
Prepaid Expenditures		9713	0.00		
All Others		9719	0.00		
General Reserve		9730	0.00		
Legally Restricted Balance		9740	0.00		
b) Designated Amounts					
Designated for Economic Uncertainties		9770	0.00		
Designated for the Unrealized Gains of Investments and Cash in County Treasury		9775	0.00		
Other Designations (by Resource/Object)		9780	0.00		
c) Undesignated Amount		9790	0.00		
d) Unappropriated Amount		9790			
Components of Ending Fund Balance (Budget)					
a) Reserve for					
Revolving Cash		9711		0.00	
Stores		9712		0.00	
Prepaid Expenditures		9713		0.00	
All Others		9719		0.00	
b) Restricted		9740		0.00	
c) Committed					
Stabilization Arrangements		9750		0.00	
Other Commitments (by Resource/Object)		9760		0.00	
d) Assigned					
Other Assignments (by Resource/Object)		9780		0.00	
e) Unassigned/Unappropriated					
Reserve for Economic Uncertainties		9789		0.00	
Unassigned/Unappropriated Amount		9790		0.00	

Resource	Description	2010-11 Estimated Actuals	2011-12 Budget
Total, Restricted Balance		0.00	0.00

Description	Resource Codes	Object Codes	2010-11 Estimated Actuals	2011-12 Budget	Percent Difference
A. REVENUES					
1) Revenue Limit Sources		8010-8099	0.00	0.00	0.0%
2) Federal Revenue		8100-8299	13,454,856.00	13,973,953.00	3.9%
3) Other State Revenue		8300-8599	1,100,787.00	913,290.00	-17.0%
4) Other Local Revenue		8600-8799	3,168,604.00	3,205,571.00	1.2%
5) TOTAL, REVENUES			17,724,247.00	18,092,814.00	2.1%
B. EXPENDITURES					
1) Certificated Salaries		1000-1999	0.00	0.00	0.0%
2) Classified Salaries		2000-2999	5,807,243.00	6,226,224.00	7.2%
3) Employee Benefits		3000-3999	2,305,957.00	2,469,875.00	7.1%
4) Books and Supplies		4000-4999	7,118,041.00	7,426,210.00	4.3%
5) Services and Other Operating Expenditures		5000-5999	353,911.00	430,246.00	21.6%
6) Capital Outlay		6000-6999	50,992.00	106,080.00	108.0%
7) Other Outgo (excluding Transfers of Indirect Costs)		7100-7299, 7400-7499	0.00	0.00	0.0%
8) Other Outgo - Transfers of Indirect Costs		7300-7399	393,622.00	707,055.00	79.6%
9) TOTAL, EXPENDITURES			16,029,766.00	17,365,690.00	8.3%
C. EXCESS (DEFICIENCY) OF REVENUES OVER EXPENDITURES BEFORE OTHER FINANCING SOURCES AND USES (A5 - B9)			1,694,481.00	727,124.00	-57.1%
D. OTHER FINANCING SOURCES/USES					
1) Interfund Transfers					
a) Transfers In		8900-8929	0.00	0.00	0.0%
b) Transfers Out		7600-7629	734,618.00	727,124.00	-1.0%
2) Other Sources/Uses					
a) Sources		8930-8979	0.00	0.00	0.0%
b) Uses		7630-7699	0.00	0.00	0.0%
3) Contributions		8980-8999	0.00	0.00	0.0%
4) TOTAL, OTHER FINANCING SOURCES/USES			(734,618.00)	(727,124.00)	-1.0%

Description	Resource Codes	Object Codes	2010-11 Estimated Actuals	2011-12 Budget	Percent Difference
E. NET INCREASE (DECREASE) IN FUND BALANCE (C + D4)			959,863.00	0.00	-100.0%
F. FUND BALANCE, RESERVES					
1) Beginning Fund Balance					
a) As of July 1 - Unaudited					
		9791	4,282,055.00	5,241,918.00	22.4%
b) Audit Adjustments			0.00	0.00	0.0%
c) As of July 1 - Audited (F1a + F1b)			4,282,055.00	5,241,918.00	22.4%
d) Other Restatements			0.00	0.00	0.0%
e) Adjusted Beginning Balance (F1c + F1d)			4,282,055.00	5,241,918.00	22.4%
2) Ending Balance, June 30 (E + F1e)			5,241,918.00	5,241,918.00	0.0%
Components of Ending Fund Balance (Actuals)					
a) Reserve for					
		9711	0.00		
		9712	0.00		
		9713	0.00		
		9719	0.00		
		9730	0.00		
		9740	0.00		
b) Designated Amounts					
		9770	0.00		
		9775	0.00		
		9780	5,241,918.00		
c) Undesignated Amount			0.00		
d) Unappropriated Amount					
Components of Ending Fund Balance (Budget)					
a) Nonspendable					
		9711		0.00	
		9712		0.00	
		9713		0.00	
		9719		0.00	
b) Restricted				5,241,918.00	
c) Committed					
		9750		0.00	
		9760		0.00	
d) Assigned					
		9780		0.00	
e) Unassigned/Unappropriated					
		9789		0.00	
		9790		0.00	

Description	Resource Codes	Object Codes	2010-11 Estimated Actuals	2011-12 Budget	Percent Difference
G. ASSETS					
1) Cash					
a) in County Treasury		9110	5,241,918.00		
1) Fair Value Adjustment to Cash in County Treasury		9111	0.00		
b) in Banks		9120	0.00		
c) in Revolving Fund		9130	0.00		
d) with Fiscal Agent		9135	0.00		
e) collections awaiting deposit		9140	0.00		
2) Investments		9150	0.00		
3) Accounts Receivable		9200	0.00		
4) Due from Grantor Government		9290	0.00		
5) Due from Other Funds		9310	0.00		
6) Stores		9320	0.00		
7) Prepaid Expenditures		9330	0.00		
8) Other Current Assets		9340	0.00		
9) Fixed Assets		9400	0.00		
10) TOTAL, ASSETS			5,241,918.00		
H. LIABILITIES					
1) Accounts Payable		9500	0.00		
2) Due to Grantor Governments		9590	0.00		
3) Due to Other Funds		9610	0.00		
4) Current Loans		9640			
5) Deferred Revenue		9650	0.00		
6) Long-Term Liabilities		9660			
7) TOTAL, LIABILITIES			0.00		
I. FUND EQUITY					
Ending Fund Balance, June 30 (G10 - H7)			5,241,918.00		

Description	Resource Codes	Object Codes	2010-11 Estimated Actuals	2011-12 Budget	Percent Difference
REVENUE LIMIT SOURCES					
Revenue Limit Transfers					
Unrestricted Revenue Limit Transfers - Current Year	0000	8091	0.00	0.00	0.0%
All Other Revenue Limit Transfers - Current Year	All Other	8091	0.00	0.00	0.0%
Revenue Limit Transfers - Prior Years		8099	0.00	0.00	0.0%
TOTAL, REVENUE LIMIT SOURCES			0.00	0.00	0.0%
FEDERAL REVENUE					
Child Nutrition Programs		8220	13,454,856.00	13,973,953.00	3.9%
Other Federal Revenue (incl. ARRA)		8290	0.00	0.00	0.0%
TOTAL, FEDERAL REVENUE			13,454,856.00	13,973,953.00	3.9%
OTHER STATE REVENUE					
Child Nutrition Programs		8520	1,100,787.00	913,290.00	-17.0%
All Other State Revenue		8590	0.00	0.00	0.0%
TOTAL, OTHER STATE REVENUE			1,100,787.00	913,290.00	-17.0%
OTHER LOCAL REVENUE					
Other Local Revenue					
Sales					
Sale of Equipment/Supplies		8631	0.00	0.00	0.0%
Food Service Sales		8634	3,088,200.00	3,128,136.00	1.3%
Leases and Rentals		8650	0.00	0.00	0.0%
Interest		8660	11,324.00	11,550.00	2.0%
Net Increase (Decrease) in the Fair Value of Investments		8662	0.00	0.00	0.0%
Fees and Contracts					
Interagency Services		8677	0.00	0.00	0.0%
Other Local Revenue					
All Other Local Revenue		8699	69,080.00	65,885.00	-4.6%
TOTAL, OTHER LOCAL REVENUE			3,168,604.00	3,205,571.00	1.2%
TOTAL, REVENUES			17,724,247.00	18,092,814.00	2.1%

Description	Resource Codes	Object Codes	2010-11 Estimated Actuals	2011-12 Budget	Percent Difference
CERTIFICATED SALARIES					
Certificated Supervisors' and Administrators' Salaries		1300	0.00	0.00	0.0%
Other Certificated Salaries		1900	0.00	0.00	0.0%
TOTAL, CERTIFICATED SALARIES			0.00	0.00	0.0%
CLASSIFIED SALARIES					
Classified Support Salaries		2200	4,457,303.00	4,718,595.00	5.9%
Classified Supervisors' and Administrators' Salaries		2300	1,157,586.00	1,277,100.00	10.3%
Clerical, Technical and Office Salaries		2400	192,101.00	230,529.00	20.0%
Other Classified Salaries		2900	253.00	0.00	-100.0%
TOTAL, CLASSIFIED SALARIES			5,807,243.00	6,226,224.00	7.2%
EMPLOYEE BENEFITS					
STRS		3101-3102	643.00	5,544.00	762.2%
PERS		3201-3202	684,872.00	710,536.00	3.7%
OASDI/Medicare/Alternative		3301-3302	431,413.00	471,527.00	9.3%
Health and Welfare Benefits		3401-3402	931,552.00	958,727.00	2.9%
Unemployment Insurance		3501-3502	41,848.00	100,316.00	139.7%
Workers' Compensation		3601-3602	68,514.00	93,465.00	36.4%
OPEB, Allocated		3701-3702	18,588.00	11,839.00	-36.3%
OPEB, Active Employees		3751-3752	36,804.00	31,216.00	-15.2%
PERS Reduction		3801-3802	86,515.00	82,096.00	-5.1%
Other Employee Benefits		3901-3902	5,208.00	4,609.00	-11.5%
TOTAL, EMPLOYEE BENEFITS			2,305,957.00	2,469,875.00	7.1%
BOOKS AND SUPPLIES					
Books and Other Reference Materials		4200	0.00	0.00	0.0%
Materials and Supplies		4300	600,118.00	590,686.00	-1.6%
Noncapitalized Equipment		4400	384,094.00	272,008.00	-29.2%
Food		4700	6,133,829.00	6,563,516.00	7.0%
TOTAL, BOOKS AND SUPPLIES			7,118,041.00	7,426,210.00	4.3%

Description	Resource Codes	Object Codes	2010-11 Estimated Actuals	2011-12 Budget	Percent Difference
SERVICES AND OTHER OPERATING EXPENDITURES					
Subagreements for Services		5100	0.00	0.00	0.0%
Travel and Conferences		5200	9,302.00	9,675.00	4.0%
Dues and Memberships		5300	0.00	0.00	0.0%
Insurance		5400-5450	0.00	0.00	0.0%
Operations and Housekeeping Services		5500	158,825.00	165,177.00	4.0%
Rentals, Leases, Repairs, and Noncapitalized Improvements		5600	170,599.00	177,422.00	4.0%
Transfers of Direct Costs		5710	0.00	0.00	0.0%
Transfers of Direct Costs - Interfund		5750	(61,513.00)	(20,306.00)	-67.0%
Professional/Consulting Services and Operating Expenditures		5800	70,997.00	92,350.00	30.1%
Communications		5900	5,701.00	5,928.00	4.0%
TOTAL, SERVICES AND OTHER OPERATING EXPENDITURES			353,911.00	430,246.00	21.6%
CAPITAL OUTLAY					
Buildings and Improvements of Buildings		6200	0.00	0.00	0.0%
Equipment		6400	0.00	0.00	0.0%
Equipment Replacement		6500	50,992.00	106,080.00	108.0%
TOTAL, CAPITAL OUTLAY			50,992.00	106,080.00	108.0%
OTHER OUTGO (excluding Transfers of Indirect Costs)					
Debt Service					
Debt Service - Interest		7438	0.00	0.00	0.0%
Other Debt Service - Principal		7439	0.00	0.00	0.0%
TOTAL, OTHER OUTGO (excluding Transfers of Indirect Costs)			0.00	0.00	0.0%
OTHER OUTGO - TRANSFERS OF INDIRECT COSTS					
Transfers of Indirect Costs - Interfund		7350	393,622.00	707,055.00	79.6%
TOTAL, OTHER OUTGO - TRANSFERS OF INDIRECT COSTS			393,622.00	707,055.00	79.6%
TOTAL, EXPENDITURES			16,029,766.00	17,365,690.00	8.3%

Description	Resource Codes	Object Codes	2010-11 Estimated Actuals	2011-12 Budget	Percent Difference
INTERFUND TRANSFERS					
INTERFUND TRANSFERS IN					
From: General Fund		8916	0.00	0.00	0.0%
Other Authorized Interfund Transfers In		8919	0.00	0.00	0.0%
(a) TOTAL, INTERFUND TRANSFERS IN			0.00	0.00	0.0%
INTERFUND TRANSFERS OUT					
Other Authorized Interfund Transfers Out		7619	734,618.00	727,124.00	-1.0%
(b) TOTAL, INTERFUND TRANSFERS OUT			734,618.00	727,124.00	-1.0%
OTHER SOURCES/USES					
SOURCES					
Other Sources					
Transfers from Funds of Lapsed/Reorganized LEAs		8965	0.00	0.00	0.0%
Long-Term Debt Proceeds					
Proceeds from Capital Leases		8972	0.00	0.00	0.0%
All Other Financing Sources		8979	0.00	0.00	0.0%
(c) TOTAL, SOURCES			0.00	0.00	0.0%
USES					
Transfers of Funds from Lapsed/Reorganized LEAs		7651	0.00	0.00	0.0%
All Other Financing Uses		7699	0.00	0.00	0.0%
(d) TOTAL, USES			0.00	0.00	0.0%
CONTRIBUTIONS					
Contributions from Unrestricted Revenues		8980	0.00	0.00	0.0%
Contributions from Restricted Revenues		8990	0.00	0.00	0.0%
Transfers of Restricted Balances		8997	0.00	0.00	0.0%
(e) TOTAL, CONTRIBUTIONS			0.00	0.00	0.0%
TOTAL, OTHER FINANCING SOURCES/USES (a - b + c - d + e)			(734,618.00)	(727,124.00)	-1.0%

Description	Function Codes	Object Codes	2010-11 Estimated Actuals	2011-12 Budget	Percent Difference
A. REVENUES					
1) Revenue Limit Sources		8010-8099	0.00	0.00	0.0%
2) Federal Revenue		8100-8299	13,454,856.00	13,973,953.00	3.9%
3) Other State Revenue		8300-8599	1,100,787.00	913,290.00	-17.0%
4) Other Local Revenue		8600-8799	3,168,604.00	3,205,571.00	1.2%
5) TOTAL REVENUES			17,724,247.00	18,092,814.00	2.1%
B. EXPENDITURES (Objects 1000-7999)					
1) Instruction	1000-1999		0.00	0.00	0.0%
2) Instruction - Related Services	2000-2999		0.00	0.00	0.0%
3) Pupil Services	3000-3999		15,339,867.00	16,326,320.00	6.4%
4) Ancillary Services	4000-4999		0.00	0.00	0.0%
5) Community Services	5000-5999		0.00	0.00	0.0%
6) Enterprise	6000-6999		0.00	0.00	0.0%
7) General Administration	7000-7999		393,622.00	707,055.00	79.6%
8) Plant Services	8000-8999		296,277.00	332,315.00	12.2%
9) Other Outgo	9000-9999	Except 7600-7699	0.00	0.00	0.0%
10) TOTAL EXPENDITURES			16,029,766.00	17,365,690.00	8.3%
C. EXCESS (DEFICIENCY) OF REVENUES OVER EXPENDITURES BEFORE OTHER FINANCING SOURCES AND USES (A5 - B10)			1,694,481.00	727,124.00	-57.1%
D. OTHER FINANCING SOURCES/USES					
1) Interfund Transfers					
a) Transfers In		8900-8929	0.00	0.00	0.0%
b) Transfers Out		7600-7629	734,618.00	727,124.00	-1.0%
2) Other Sources/Uses					
a) Sources		8930-8979	0.00	0.00	0.0%
b) Uses		7630-7699	0.00	0.00	0.0%
3) Contributions		8980-8999	0.00	0.00	0.0%
4) TOTAL OTHER FINANCING SOURCES/USES			(734,618.00)	(727,124.00)	-1.0%

Description	Function Codes	Object Codes	2010-11 Estimated Actuals	2011-12 Budget	Percent Difference
E. NET INCREASE (DECREASE) IN FUND BALANCE (C + D4)			959,863.00	0.00	-100.0%
F. FUND BALANCE, RESERVES					
1) Beginning Fund Balance					
a) As of July 1 - Unaudited		9791	4,282,055.00	5,241,918.00	22.4%
b) Audit Adjustments		9793	0.00	0.00	0.0%
c) As of July 1 - Audited (F1a + F1b)			4,282,055.00	5,241,918.00	22.4%
d) Other Restatements		9795	0.00	0.00	0.0%
e) Adjusted Beginning Balance (F1c + F1d)			4,282,055.00	5,241,918.00	22.4%
2) Ending Balance, June 30 (E + F1e)					
Components of Ending Fund Balance (Actuals)					
a) Reserve for					
Revolving Cash		9711	0.00		
Stores		9712	0.00		
Prepaid Expenditures		9713	0.00		
All Others		9719	0.00		
General Reserve		9730	0.00		
Legally Restricted Balance		9740	0.00		
b) Designated Amounts					
Designated for Economic Uncertainties		9770	0.00		
Designated for the Unrealized Gains of Investments and Cash in County Treasury		9775	0.00		
Other Designations (by Resource/Object)		9780	5,241,918.00		
c) Undesignated Amount		9790	0.00		
d) Unappropriated Amount		9790			
Components of Ending Fund Balance (Budget)					
a) Reserve for					
Revolving Cash		9711		0.00	
Stores		9712		0.00	
Prepaid Expenditures		9713		0.00	
All Others		9719		0.00	
b) Restricted		9740		5,241,918.00	
c) Committed					
Stabilization Arrangements		9750		0.00	
Other Commitments (by Resource/Object)		9760		0.00	
d) Assigned					
Other Assignments (by Resource/Object)		9780		0.00	
e) Unassigned/Unappropriated					
Reserve for Economic Uncertainties		9789		0.00	
Unassigned/Unappropriated Amount		9790		0.00	

<u>Resource</u>	<u>Description</u>	<u>2010-11 Estimated Actuals</u>	<u>2011-12 Budget</u>
5310	Child Nutrition: School Programs (e.g., School Lunch, School	0.00	5,241,918.00
Total, Restricted Balance		0.00	5,241,918.00

Description	Resource Codes	Object Codes	2010-11 Estimated Actuals	2011-12 Budget	Percent Difference
A. REVENUES					
1) Revenue Limit Sources		8010-8099	0.00	0.00	0.0%
2) Federal Revenue		8100-8299	0.00	0.00	0.0%
3) Other State Revenue		8300-8599	0.00	666,703.00	New
4) Other Local Revenue		8600-8799	17,752.00	5,000.00	-71.8%
5) TOTAL, REVENUES			17,752.00	671,703.00	3683.8%
B. EXPENDITURES					
1) Certificated Salaries		1000-1999	0.00	0.00	0.0%
2) Classified Salaries		2000-2999	0.00	0.00	0.0%
3) Employee Benefits		3000-3999	0.00	0.00	0.0%
4) Books and Supplies		4000-4999	21,500.00	0.00	-100.0%
5) Services and Other Operating Expenditures		5000-5999	1,536,973.00	800,000.00	-47.9%
6) Capital Outlay		6000-6999	0.00	0.00	0.0%
7) Other Outgo (excluding Transfers of Indirect Costs)		7100-7299, 7400-7499	0.00	0.00	0.0%
8) Other Outgo - Transfers of Indirect Costs		7300-7399	0.00	0.00	0.0%
9) TOTAL, EXPENDITURES			1,558,473.00	800,000.00	-48.7%
C. EXCESS (DEFICIENCY) OF REVENUES OVER EXPENDITURES BEFORE OTHER FINANCING SOURCES AND USES (A5 - B9)			(1,540,721.00)	(128,297.00)	-91.7%
D. OTHER FINANCING SOURCES/USES					
1) Interfund Transfers					
a) Transfers In		8900-8929	0.00	0.00	0.0%
b) Transfers Out		7600-7629	0.00	0.00	0.0%
2) Other Sources/Uses					
a) Sources		8930-8979	0.00	0.00	0.0%
b) Uses		7630-7699	0.00	0.00	0.0%
3) Contributions		8980-8999	0.00	0.00	0.0%
4) TOTAL, OTHER FINANCING SOURCES/USES			0.00	0.00	0.0%

Description	Resource Codes	Object Codes	2010-11 Estimated Actuals	2011-12 Budget	Percent Difference	
E. NET INCREASE (DECREASE) IN FUND BALANCE (C + D4)			(1,540,721.00)	(128,297.00)	-91.7%	
F. FUND BALANCE, RESERVES						
1) Beginning Fund Balance						
a) As of July 1 - Unaudited			9791	2,203,183.00	662,462.00	-69.9%
b) Audit Adjustments			9793	0.00	0.00	0.0%
c) As of July 1 - Audited (F1a + F1b)				2,203,183.00	662,462.00	-69.9%
d) Other Restatements			9795	0.00	0.00	0.0%
e) Adjusted Beginning Balance (F1c + F1d)				2,203,183.00	662,462.00	-69.9%
2) Ending Balance, June 30 (E + F1e)				662,462.00	534,165.00	-19.4%
Components of Ending Fund Balance (Actuals)						
a) Reserve for						
Revolving Cash			9711	0.00		
Stores			9712	0.00		
Prepaid Expenditures			9713	0.00		
All Others			9719	0.00		
General Reserve			9730	0.00		
Legally Restricted Balance			9740	0.00		
b) Designated Amounts						
Designated for Economic Uncertainties			9770	0.00		
Designated for the Unrealized Gains of						
Investments and Cash in County Treasury			9775	0.00		
Other Designations			9780	662,462.00		
c) Undesignated Amount			9790	0.00		
d) Unappropriated Amount			9790			
Components of Ending Fund Balance (Budget)						
a) Nonspendable						
Revolving Cash			9711		0.00	
Stores			9712		0.00	
Prepaid Expenditures			9713		0.00	
All Others			9719		0.00	
b) Restricted			9740		0.00	
c) Committed						
Stabilization Arrangements			9750		0.00	
Other Commitments			9760		534,165.00	
d) Assigned						
Other Assignments			9780		0.00	
e) Unassigned/Unappropriated						
Reserve for Economic Uncertainties			9789		0.00	
Unassigned/Unappropriated Amount			9790		0.00	

Description	Resource Codes	Object Codes	2010-11 Estimated Actuals	2011-12 Budget	Percent Difference
G. ASSETS					
1) Cash					
a) in County Treasury		9110	662,462.00		
1) Fair Value Adjustment to Cash in County Treasury		9111	0.00		
b) in Banks		9120	0.00		
c) in Revolving Fund		9130	0.00		
d) with Fiscal Agent		9135	0.00		
e) collections awaiting deposit		9140	0.00		
2) Investments		9150	0.00		
3) Accounts Receivable		9200	0.00		
4) Due from Grantor Government		9290	0.00		
5) Due from Other Funds		9310	0.00		
6) Stores		9320	0.00		
7) Prepaid Expenditures		9330	0.00		
8) Other Current Assets		9340	0.00		
9) Fixed Assets		9400	0.00		
10) TOTAL, ASSETS			662,462.00		
H. LIABILITIES					
1) Accounts Payable		9500	0.00		
2) Due to Grantor Governments		9590	0.00		
3) Due to Other Funds		9610	0.00		
4) Current Loans		9640			
5) Deferred Revenue		9650	0.00		
6) Long-Term Liabilities		9660			
7) TOTAL, LIABILITIES			0.00		
I. FUND EQUITY					
Ending Fund Balance, June 30 (G10 - H7)			662,462.00		

Description	Resource Codes	Object Codes	2010-11 Estimated Actuals	2011-12 Budget	Percent Difference
OTHER STATE REVENUE					
All Other State Revenue		8590	0.00	666,703.00	New
TOTAL, OTHER STATE REVENUE			0.00	666,703.00	New
OTHER LOCAL REVENUE					
Other Local Revenue					
Sales					
Sale of Equipment/Supplies		8631	0.00	0.00	0.0%
Interest		8660	10,806.00	5,000.00	-53.7%
Net Increase (Decrease) in the Fair Value of Investments		8662	0.00	0.00	0.0%
Other Local Revenue					
All Other Local Revenue		8699	6,946.00	0.00	-100.0%
All Other Transfers In from All Others		8799	0.00	0.00	0.0%
TOTAL, OTHER LOCAL REVENUE			17,752.00	5,000.00	-71.8%
TOTAL, REVENUES			17,752.00	671,703.00	3683.8%

Description	Resource Codes	Object Codes	2010-11 Estimated Actuals	2011-12 Budget	Percent Difference
CLASSIFIED SALARIES					
Classified Support Salaries		2200	0.00	0.00	0.0%
Other Classified Salaries		2900	0.00	0.00	0.0%
TOTAL, CLASSIFIED SALARIES			0.00	0.00	0.0%
EMPLOYEE BENEFITS					
STRS		3101-3102	0.00	0.00	0.0%
PERS		3201-3202	0.00	0.00	0.0%
OASDI/Medicare/Alternative		3301-3302	0.00	0.00	0.0%
Health and Welfare Benefits		3401-3402	0.00	0.00	0.0%
Unemployment Insurance		3501-3502	0.00	0.00	0.0%
Workers' Compensation		3601-3602	0.00	0.00	0.0%
OPEB, Allocated		3701-3702	0.00	0.00	0.0%
OPEB, Active Employees		3751-3752	0.00	0.00	0.0%
PERS Reduction		3801-3802	0.00	0.00	0.0%
Other Employee Benefits		3901-3902	0.00	0.00	0.0%
TOTAL, EMPLOYEE BENEFITS			0.00	0.00	0.0%
BOOKS AND SUPPLIES					
Books and Other Reference Materials		4200	0.00	0.00	0.0%
Materials and Supplies		4300	0.00	0.00	0.0%
Noncapitalized Equipment		4400	21,500.00	0.00	-100.0%
TOTAL, BOOKS AND SUPPLIES			21,500.00	0.00	-100.0%

Description	Resource Codes	Object Codes	2010-11 Estimated Actuals	2011-12 Budget	Percent Difference
SERVICES AND OTHER OPERATING EXPENDITURES					
Subagreements for Services		5100	0.00	0.00	0.0%
Travel and Conferences		5200	0.00	0.00	0.0%
Rentals, Leases, Repairs, and Noncapitalized Improvements		5600	332,313.00	0.00	-100.0%
Transfers of Direct Costs		5710	0.00	0.00	0.0%
Transfers of Direct Costs - Interfund		5750	204.00	0.00	-100.0%
Professional/Consulting Services and Operating Expenditures		5800	1,204,456.00	800,000.00	-33.6%
TOTAL, SERVICES AND OTHER OPERATING EXPENDITURES			1,536,973.00	800,000.00	-47.9%
CAPITAL OUTLAY					
Land Improvements		6170	0.00	0.00	0.0%
Buildings and Improvements of Buildings		6200	0.00	0.00	0.0%
Equipment		6400	0.00	0.00	0.0%
Equipment Replacement		6500	0.00	0.00	0.0%
TOTAL, CAPITAL OUTLAY			0.00	0.00	0.0%
OTHER OUTGO (excluding Transfers of Indirect Costs)					
Debt Service					
Debt Service - Interest		7438	0.00	0.00	0.0%
Other Debt Service - Principal		7439	0.00	0.00	0.0%
TOTAL, OTHER OUTGO (excluding Transfers of Indirect Costs)			0.00	0.00	0.0%
TOTAL, EXPENDITURES			1,558,473.00	800,000.00	-48.7%

Description	Resource Codes	Object Codes	2010-11 Estimated Actuals	2011-12 Budget	Percent Difference
INTERFUND TRANSFERS					
INTERFUND TRANSFERS IN					
From: General, Special Reserve, & Building Funds		8915	0.00	0.00	0.0%
Other Authorized Interfund Transfers In		8919	0.00	0.00	0.0%
(a) TOTAL, INTERFUND TRANSFERS IN			0.00	0.00	0.0%
INTERFUND TRANSFERS OUT					
Other Authorized Interfund Transfers Out		7619	0.00	0.00	0.0%
(b) TOTAL, INTERFUND TRANSFERS OUT			0.00	0.00	0.0%
OTHER SOURCES/USES					
SOURCES					
Other Sources					
Transfers from Funds of Lapsed/Reorganized LEAs		8965	0.00	0.00	0.0%
Long-Term Debt Proceeds					
Proceeds from Capital Leases		8972	0.00	0.00	0.0%
All Other Financing Sources		8979	0.00	0.00	0.0%
(c) TOTAL, SOURCES			0.00	0.00	0.0%
USES					
Transfers of Funds from Lapsed/Reorganized LEAs		7651	0.00	0.00	0.0%
All Other Financing Uses		7699	0.00	0.00	0.0%
(d) TOTAL, USES			0.00	0.00	0.0%
CONTRIBUTIONS					
Contributions from Unrestricted Revenues		8980	0.00	0.00	0.0%
Contributions from Restricted Revenues		8990	0.00	0.00	0.0%
Transfers of Restricted Balances		8997	0.00	0.00	0.0%
(e) TOTAL, CONTRIBUTIONS			0.00	0.00	0.0%
TOTAL, OTHER FINANCING SOURCES/USES (a - b + c - d + e)			0.00	0.00	0.0%

Description	Function Codes	Object Codes	2010-11 Estimated Actuals	2011-12 Budget	Percent Difference
A. REVENUES					
1) Revenue Limit Sources		8010-8099	0.00	0.00	0.0%
2) Federal Revenue		8100-8299	0.00	0.00	0.0%
3) Other State Revenue		8300-8599	0.00	666,703.00	New
4) Other Local Revenue		8600-8799	17,752.00	5,000.00	-71.8%
5) TOTAL REVENUES			17,752.00	671,703.00	3683.8%
B. EXPENDITURES (Objects 1000-7999)					
1) Instruction	1000-1999		0.00	0.00	0.0%
2) Instruction - Related Services	2000-2999		0.00	0.00	0.0%
3) Pupil Services	3000-3999		0.00	0.00	0.0%
4) Ancillary Services	4000-4999		0.00	0.00	0.0%
5) Community Services	5000-5999		0.00	0.00	0.0%
6) Enterprise	6000-6999		0.00	0.00	0.0%
7) General Administration	7000-7999		0.00	0.00	0.0%
8) Plant Services	8000-8999		1,558,473.00	800,000.00	-48.7%
9) Other Outgo	9000-9999	Except 7600-7699	0.00	0.00	0.0%
10) TOTAL EXPENDITURES			1,558,473.00	800,000.00	-48.7%
C. EXCESS (DEFICIENCY) OF REVENUES OVER EXPENDITURES BEFORE OTHER FINANCING SOURCES AND USES (A5 - B10)			(1,540,721.00)	(128,297.00)	-91.7%
D. OTHER FINANCING SOURCES/USES					
1) Interfund Transfers					
a) Transfers In		8900-8929	0.00	0.00	0.0%
b) Transfers Out		7600-7629	0.00	0.00	0.0%
2) Other Sources/Uses					
a) Sources		8930-8979	0.00	0.00	0.0%
b) Uses		7630-7699	0.00	0.00	0.0%
3) Contributions		8980-8999	0.00	0.00	0.0%
4) TOTAL OTHER FINANCING SOURCES/USES			0.00	0.00	0.0%

Description	Function Codes	Object Codes	2010-11 Estimated Actuals	2011-12 Budget	Percent Difference	
E. NET INCREASE (DECREASE) IN FUND BALANCE (C + D4)			(1,540,721.00)	(128,297.00)	-91.7%	
F. FUND BALANCE, RESERVES						
1) Beginning Fund Balance						
a) As of July 1 - Unaudited			9791	2,203,183.00	662,462.00	-69.9%
b) Audit Adjustments			9793	0.00	0.00	0.0%
c) As of July 1 - Audited (F1a + F1b)				2,203,183.00	662,462.00	-69.9%
d) Other Restatements			9795	0.00	0.00	0.0%
e) Adjusted Beginning Balance (F1c + F1d)				2,203,183.00	662,462.00	-69.9%
2) Ending Balance, June 30 (E + F1e)				662,462.00	534,165.00	-19.4%
Components of Ending Fund Balance (Actuals)						
a) Reserve for						
Revolving Cash			9711	0.00		
Stores			9712	0.00		
Prepaid Expenditures			9713	0.00		
All Others			9719	0.00		
General Reserve			9730	0.00		
Legally Restricted Balance			9740	0.00		
b) Designated Amounts						
Designated for Economic Uncertainties			9770	0.00		
Designated for the Unrealized Gains of Investments and Cash in County Treasury			9775	0.00		
Other Designations (by Resource/Object)			9780	662,462.00		
c) Undesignated Amount			9790	0.00		
d) Unappropriated Amount			9790			
Components of Ending Fund Balance (Budget)						
a) Reserve for						
Revolving Cash			9711		0.00	
Stores			9712		0.00	
Prepaid Expenditures			9713		0.00	
All Others			9719		0.00	
b) Restricted			9740		0.00	
c) Committed						
Stabilization Arrangements			9750		0.00	
Other Commitments (by Resource/Object)			9760		534,165.00	
d) Assigned						
Other Assignments (by Resource/Object)			9780		0.00	
e) Unassigned/Unappropriated						
Reserve for Economic Uncertainties			9789		0.00	
Unassigned/Unappropriated Amount			9790		0.00	

<u>Resource</u>	<u>Description</u>	<u>2010-11 Estimated Actuals</u>	<u>2011-12 Budget</u>
Total, Restricted Balance		0.00	0.00

July 1 Budget (Single Adoption)
Building Fund
Expenditures by Object

Description	Resource Codes	Object Codes	2010-11 Estimated Actuals	2011-12 Budget	Percent Difference
A. REVENUES					
1) Revenue Limit Sources		8010-8099	0.00	0.00	0.0%
2) Federal Revenue		8100-8299	0.00	0.00	0.0%
3) Other State Revenue		8300-8599	0.00	0.00	0.0%
4) Other Local Revenue		8600-8799	2,344,614.00	160,000.00	-93.2%
5) TOTAL, REVENUES			2,344,614.00	160,000.00	-93.2%
B. EXPENDITURES					
1) Certificated Salaries		1000-1999	0.00	0.00	0.0%
2) Classified Salaries		2000-2999	100,484.00	0.00	-100.0%
3) Employee Benefits		3000-3999	34,617.00	0.00	-100.0%
4) Books and Supplies		4000-4999	615,386.00	0.00	-100.0%
5) Services and Other Operating Expenditures		5000-5999	90,603.00	9,100.00	-90.0%
6) Capital Outlay		6000-6999	16,278,359.00	33,380,662.00	105.1%
7) Other Outgo (excluding Transfers of Indirect Costs)		7100-7299, 7400-7499	0.00	0.00	0.0%
8) Other Outgo - Transfers of Indirect Costs		7300-7399	0.00	0.00	0.0%
9) TOTAL, EXPENDITURES			17,119,449.00	33,389,762.00	95.0%
C. EXCESS (DEFICIENCY) OF REVENUES OVER EXPENDITURES BEFORE OTHER FINANCING SOURCES AND USES (A5 - B9)					
			(14,774,835.00)	(33,229,762.00)	124.9%
D. OTHER FINANCING SOURCES/USES					
1) Interfund Transfers					
a) Transfers In		8900-8929	1,414,701.00	0.00	-100.0%
b) Transfers Out		7600-7629	33,295.00	0.00	-100.0%
2) Other Sources/Uses					
a) Sources		8930-8979	0.00	0.00	0.0%
b) Uses		7630-7699	0.00	0.00	0.0%
3) Contributions		8980-8999	0.00	0.00	0.0%
4) TOTAL, OTHER FINANCING SOURCES/USES			1,381,406.00	0.00	-100.0%

Description	Resource Codes	Object Codes	2010-11 Estimated Actuals	2011-12 Budget	Percent Difference
E. NET INCREASE (DECREASE) IN FUND BALANCE (C + D4)			(13,393,429.00)	(33,229,762.00)	148.1%
F. FUND BALANCE, RESERVES					
1) Beginning Fund Balance					
a) As of July 1 - Unaudited		9791	67,222,586.00	53,829,157.00	-19.9%
b) Audit Adjustments		9793	0.00	0.00	0.0%
c) As of July 1 - Audited (F1a + F1b)			67,222,586.00	53,829,157.00	-19.9%
d) Other Restatements		9795	0.00	0.00	0.0%
e) Adjusted Beginning Balance (F1c + F1d)			67,222,586.00	53,829,157.00	-19.9%
2) Ending Balance, June 30 (E + F1e)			53,829,157.00	20,599,395.00	-61.7%
Components of Ending Fund Balance (Actuals)					
a) Reserve for					
Revolving Cash		9711	0.00		
Stores		9712	0.00		
Prepaid Expenditures		9713	0.00		
All Others		9719	0.00		
General Reserve		9730	0.00		
Legally Restricted Balance		9740	53,829,157.00		
b) Designated Amounts					
Designated for Economic Uncertainties		9770	0.00		
Designated for the Unrealized Gains of Investments and Cash in County Treasury		9775	0.00		
Other Designations		9780	0.00		
c) Undesignated Amount					
d) Unappropriated Amount		9790	0.00		
Components of Ending Fund Balance (Budget)					
a) Nonspendable					
Revolving Cash		9711		0.00	
Stores		9712		0.00	
Prepaid Expenditures		9713		0.00	
All Others		9719		0.00	
b) Restricted				20,599,395.00	
c) Committed					
Stabilization Arrangements		9750		0.00	
Other Commitments		9760		0.00	
d) Assigned					
Other Assignments		9780		0.00	
e) Unassigned/Unappropriated					
Reserve for Economic Uncertainties		9789		0.00	
Unassigned/Unappropriated Amount		9790		0.00	

Description	Resource Codes	Object Codes	2010-11 Estimated Actuals	2011-12 Budget	Percent Difference
G. ASSETS					
1) Cash					
a) in County Treasury		9110	53,829,157.00		
1) Fair Value Adjustment to Cash in County Treasury		9111	0.00		
b) in Banks		9120	0.00		
c) in Revolving Fund		9130	0.00		
d) with Fiscal Agent		9135	0.00		
e) collections awaiting deposit		9140	0.00		
2) Investments		9150	0.00		
3) Accounts Receivable		9200	0.00		
4) Due from Grantor Government		9290	0.00		
5) Due from Other Funds		9310	0.00		
6) Stores		9320	0.00		
7) Prepaid Expenditures		9330	0.00		
8) Other Current Assets		9340	0.00		
9) Fixed Assets		9400			
10) TOTAL, ASSETS			53,829,157.00		
H. LIABILITIES					
1) Accounts Payable		9500	0.00		
2) Due to Grantor Governments		9590	0.00		
3) Due to Other Funds		9610	0.00		
4) Current Loans		9640			
5) Deferred Revenue		9650	0.00		
6) Long-Term Liabilities		9660			
7) TOTAL, LIABILITIES			0.00		
I. FUND EQUITY					
Ending Fund Balance, June 30 (G10 - H7)			53,829,157.00		

Description	Resource Codes	Object Codes	2010-11 Estimated Actuals	2011-12 Budget	Percent Difference
FEDERAL REVENUE					
FEMA		8281	0.00	0.00	0.0%
Other Federal Revenue (incl. ARRA)		8290	0.00	0.00	0.0%
TOTAL, FEDERAL REVENUE			0.00	0.00	0.0%
OTHER STATE REVENUE					
Tax Relief Subventions Restricted Levies - Other					
Homeowners' Exemptions		8575	0.00	0.00	0.0%
Other Subventions/In-Lieu Taxes		8576	0.00	0.00	0.0%
All Other State Revenue		8590	0.00	0.00	0.0%
TOTAL, OTHER STATE REVENUE			0.00	0.00	0.0%
OTHER LOCAL REVENUE					
Other Local Revenue County and District Taxes					
Other Restricted Levies Secured Roll		8615	0.00	0.00	0.0%
Unsecured Roll		8616	0.00	0.00	0.0%
Prior Years' Taxes		8617	0.00	0.00	0.0%
Supplemental Taxes		8618	0.00	0.00	0.0%
Non-Ad Valorem Taxes Parcel Taxes		8621	0.00	0.00	0.0%
Other		8622	0.00	0.00	0.0%
Community Redevelopment Funds Not Subject to RL Deduction		8625	0.00	0.00	0.0%
Penalties and Interest from Delinquent Non-Revenue Limit Taxes		8629	0.00	0.00	0.0%
Sales Sale of Equipment/Supplies		8631	0.00	0.00	0.0%
Leases and Rentals		8650	0.00	0.00	0.0%
Interest		8660	355,000.00	160,000.00	-54.9%
Net Increase (Decrease) in the Fair Value of Investments		8662	0.00	0.00	0.0%
Other Local Revenue					
All Other Local Revenue		8699	1,989,614.00	0.00	-100.0%
All Other Transfers In from All Others		8799	0.00	0.00	0.0%
TOTAL, OTHER LOCAL REVENUE			2,344,614.00	160,000.00	-93.2%
TOTAL, REVENUES			2,344,614.00	160,000.00	-93.2%

Description	Resource Codes	Object Codes	2010-11 Estimated Actuals	2011-12 Budget	Percent Difference
CLASSIFIED SALARIES					
Classified Support Salaries		2200	559.00	0.00	-100.0%
Classified Supervisors' and Administrators' Salaries		2300	63,175.00	0.00	-100.0%
Clerical, Technical and Office Salaries		2400	36,750.00	0.00	-100.0%
Other Classified Salaries		2900	0.00	0.00	0.0%
TOTAL, CLASSIFIED SALARIES			100,484.00	0.00	-100.0%
EMPLOYEE BENEFITS					
STRS		3101-3102	46.00	0.00	-100.0%
PERS		3201-3202	13,275.00	0.00	-100.0%
OASDI/Medicare/Alternative		3301-3302	7,658.00	0.00	-100.0%
Health and Welfare Benefits		3401-3402	8,625.00	0.00	-100.0%
Unemployment Insurance		3501-3502	729.00	0.00	-100.0%
Workers' Compensation		3601-3602	1,207.00	0.00	-100.0%
OPEB, Allocated		3701-3702	327.00	0.00	-100.0%
OPEB, Active Employees		3751-3752	425.00	0.00	-100.0%
PERS Reduction		3801-3802	2,325.00	0.00	-100.0%
Other Employee Benefits		3901-3902	0.00	0.00	0.0%
TOTAL, EMPLOYEE BENEFITS			34,617.00	0.00	-100.0%
BOOKS AND SUPPLIES					
Books and Other Reference Materials		4200	0.00	0.00	0.0%
Materials and Supplies		4300	204,309.00	0.00	-100.0%
Noncapitalized Equipment		4400	411,077.00	0.00	-100.0%
TOTAL, BOOKS AND SUPPLIES			615,386.00	0.00	-100.0%
SERVICES AND OTHER OPERATING EXPENDITURES					
Subagreements for Services		5100	0.00	0.00	0.0%
Travel and Conferences		5200	0.00	0.00	0.0%
Insurance		5400-5450	0.00	0.00	0.0%
Operations and Housekeeping Services		5500	0.00	0.00	0.0%
Rentals, Leases, Repairs, and Noncapitalized Improvements		5600	0.00	0.00	0.0%
Transfers of Direct Costs		5710	0.00	0.00	0.0%
Transfers of Direct Costs - Interfund		5750	81,503.00	0.00	-100.0%

July 1 Budget (Single Adoption)
Building Fund
Expenditures by Object

Description	Resource Codes	Object Codes	2010-11 Estimated Actuals	2011-12 Budget	Percent Difference
Professional/Consulting Services and Operating Expenditures		5800	9,100.00	9,100.00	0.0%
Communications		5900	0.00	0.00	0.0%
TOTAL, SERVICES AND OTHER OPERATING EXPENDITURES			90,603.00	9,100.00	-90.0%
CAPITAL OUTLAY					
Land		6100	0.00	0.00	0.0%
Land Improvements		6170	0.00	0.00	0.0%
Buildings and Improvements of Buildings		6200	16,244,023.00	33,380,662.00	105.5%
Books and Media for New School Libraries or Major Expansion of School Libraries		6300	0.00	0.00	0.0%
Equipment		6400	34,336.00	0.00	-100.0%
Equipment Replacement		6500	0.00	0.00	0.0%
TOTAL, CAPITAL OUTLAY			16,278,359.00	33,380,662.00	105.1%
OTHER OUTGO (excluding Transfers of Indirect Costs)					
Other Transfers Out					
All Other Transfers Out to All Others		7299	0.00	0.00	0.0%
Debt Service					
Repayment of State School Building Fund Aid - Proceeds from Bonds		7435	0.00	0.00	0.0%
Debt Service - Interest		7438	0.00	0.00	0.0%
Other Debt Service - Principal		7439	0.00	0.00	0.0%
TOTAL, OTHER OUTGO (excluding Transfers of Indirect Costs)			0.00	0.00	0.0%
TOTAL, EXPENDITURES			17,119,449.00	33,389,762.00	95.0%

Description	Resource Codes	Object Codes	2010-11 Estimated Actuals	2011-12 Budget	Percent Difference
INTERFUND TRANSFERS					
INTERFUND TRANSFERS IN					
Other Authorized Interfund Transfers In		8919	1,414,701.00	0.00	-100.0%
(a) TOTAL, INTERFUND TRANSFERS IN			1,414,701.00	0.00	-100.0%
INTERFUND TRANSFERS OUT					
To: State School Building Fund/ County School Facilities Fund		7613	0.00	0.00	0.0%
To: Deferred Maintenance Fund		7615	0.00	0.00	0.0%
Other Authorized Interfund Transfers Out		7619	33,295.00	0.00	-100.0%
(b) TOTAL, INTERFUND TRANSFERS OUT			33,295.00	0.00	-100.0%

Description	Resource Codes	Object Codes	2010-11 Estimated Actuals	2011-12 Budget	Percent Difference
OTHER SOURCES/USES					
SOURCES					
Proceeds					
Proceeds from Sale of Bonds		8951	0.00	0.00	0.0%
Proceeds from Sale/Lease- Purchase of Land/Buildings		8953	0.00	0.00	0.0%
Other Sources					
County School Bldg Aid		8961	0.00	0.00	0.0%
Transfers from Funds of Lapsed/Reorganized LEAs		8965	0.00	0.00	0.0%
Long-Term Debt Proceeds					
Proceeds from Certificates of Participation		8971	0.00	0.00	0.0%
Proceeds from Capital Leases		8972	0.00	0.00	0.0%
Proceeds from Lease Revenue Bonds		8973	0.00	0.00	0.0%
All Other Financing Sources		8979	0.00	0.00	0.0%
(c) TOTAL, SOURCES			0.00	0.00	0.0%
USES					
Transfers of Funds from Lapsed/Reorganized LEAs		7651	0.00	0.00	0.0%
All Other Financing Uses		7699	0.00	0.00	0.0%
(d) TOTAL, USES			0.00	0.00	0.0%
CONTRIBUTIONS					
Contributions from Unrestricted Revenues		8980	0.00	0.00	0.0%
Contributions from Restricted Revenues		8990	0.00	0.00	0.0%
(e) TOTAL, CONTRIBUTIONS			0.00	0.00	0.0%
TOTAL, OTHER FINANCING SOURCES/USES (a - b + c - d + e)			1,381,406.00	0.00	-100.0%

Description	Function Codes	Object Codes	2010-11 Estimated Actuals	2011-12 Budget	Percent Difference
A. REVENUES					
1) Revenue Limit Sources		8010-8099	0.00	0.00	0.0%
2) Federal Revenue		8100-8299	0.00	0.00	0.0%
3) Other State Revenue		8300-8599	0.00	0.00	0.0%
4) Other Local Revenue		8600-8799	2,344,614.00	160,000.00	-93.2%
5) TOTAL, REVENUES			2,344,614.00	160,000.00	-93.2%
B. EXPENDITURES (Objects 1000-7999)					
1) Instruction	1000-1999		0.00	0.00	0.0%
2) Instruction - Related Services	2000-2999		0.00	0.00	0.0%
3) Pupil Services	3000-3999		0.00	0.00	0.0%
4) Ancillary Services	4000-4999		0.00	0.00	0.0%
5) Community Services	5000-5999		0.00	0.00	0.0%
6) Enterprise	6000-6999		0.00	0.00	0.0%
7) General Administration	7000-7999		0.00	0.00	0.0%
8) Plant Services	8000-8999		17,119,449.00	33,389,762.00	95.0%
9) Other Outgo	9000-9999	Except 7600-7699	0.00	0.00	0.0%
10) TOTAL, EXPENDITURES			17,119,449.00	33,389,762.00	95.0%
C. EXCESS (DEFICIENCY) OF REVENUES OVER EXPENDITURES BEFORE OTHER FINANCING SOURCES AND USES (A5 - B10)			(14,774,835.00)	(33,229,762.00)	124.9%
D. OTHER FINANCING SOURCES/USES					
1) Interfund Transfers					
a) Transfers In		8900-8929	1,414,701.00	0.00	-100.0%
b) Transfers Out		7600-7629	33,295.00	0.00	-100.0%
2) Other Sources/Uses					
a) Sources		8930-8979	0.00	0.00	0.0%
b) Uses		7630-7699	0.00	0.00	0.0%
3) Contributions		8980-8999	0.00	0.00	0.0%
4) TOTAL, OTHER FINANCING SOURCES/USES			1,381,406.00	0.00	-100.0%

Description	Function Codes	Object Codes	2010-11 Estimated Actuals	2011-12 Budget	Percent Difference
E. NET INCREASE (DECREASE) IN FUND BALANCE (C + D4)			(13,393,429.00)	(33,229,762.00)	148.1%
F. FUND BALANCE, RESERVES					
1) Beginning Fund Balance					
a) As of July 1 - Unaudited		9791	67,222,586.00	53,829,157.00	-19.9%
b) Audit Adjustments		9793	0.00	0.00	0.0%
c) As of July 1 - Audited (F1a + F1b)			67,222,586.00	53,829,157.00	-19.9%
d) Other Restatements		9795	0.00	0.00	0.0%
e) Adjusted Beginning Balance (F1c + F1d)			67,222,586.00	53,829,157.00	-19.9%
2) Ending Balance, June 30 (E + F1e)			53,829,157.00	20,599,395.00	-61.7%
Components of Ending Fund Balance (Actuals)					
a) Reserve for					
Revolving Cash		9711	0.00		
Stores		9712	0.00		
Prepaid Expenditures		9713	0.00		
All Others		9719	0.00		
General Reserve		9730	0.00		
Legally Restricted Balance		9740	53,829,157.00		
b) Designated Amounts					
Designated for Economic Uncertainties		9770	0.00		
Designated for the Unrealized Gains of Investments and Cash in County Treasury		9775	0.00		
Other Designations (by Resource/Object)		9780	0.00		
c) Undesignated Amount					
d) Unappropriated Amount					
Components of Ending Fund Balance (Budget)					
a) Nonspendable					
Revolving Cash		9711		0.00	
Stores		9712		0.00	
Prepaid Expenditures		9713		0.00	
All Others		9719		0.00	
b) Restricted					
		9740		20,599,395.00	
c) Committed					
Stabilization Arrangements		9750		0.00	
Other Commitments (by Resource/Object)		9760		0.00	
d) Assigned					
Other Assignments (by Resource/Object)		9760		0.00	
e) Unassigned/Unappropriated					
Reserve for Economic Uncertainties		9789		0.00	
Unassigned/Unappropriated Amount		9790		0.00	

Resource	Description	2010-11 Estimated Actuals	2011-12 Budget
7710	State School Facilities Projects	11,939,673.00	5,471,261.00
9010	Other Restricted Local	41,889,484.00	15,128,134.00
Total, Restricted Balance		53,829,157.00	20,599,395.00

Description	Resource Codes	Object Codes	2010-11 Estimated Actuals	2011-12 Budget	Percent Difference
A. REVENUES					
1) Revenue Limit Sources		8010-8099	0.00	0.00	0.0%
2) Federal Revenue		8100-8299	0.00	0.00	0.0%
3) Other State Revenue		8300-8599	0.00	0.00	0.0%
4) Other Local Revenue		8600-8799	613,918.00	563,000.00	-8.3%
5) TOTAL, REVENUES			613,918.00	563,000.00	-8.3%
B. EXPENDITURES					
1) Certificated Salaries		1000-1999	0.00	0.00	0.0%
2) Classified Salaries		2000-2999	44,307.00	47,656.00	7.6%
3) Employee Benefits		3000-3999	14,150.00	16,011.00	13.2%
4) Books and Supplies		4000-4999	0.00	10,000.00	New
5) Services and Other Operating Expenditures		5000-5999	53,398.00	58,650.00	9.8%
6) Capital Outlay		6000-6999	21,636.00	251,991.00	1064.7%
7) Other Outgo (excluding Transfers of Indirect Costs)		7100-7299, 7400-7499	0.00	0.00	0.0%
8) Other Outgo - Transfers of Indirect Costs		7300-7399	0.00	0.00	0.0%
9) TOTAL, EXPENDITURES			133,491.00	384,308.00	187.9%
C. EXCESS (DEFICIENCY) OF REVENUES OVER EXPENDITURES BEFORE OTHER FINANCING SOURCES AND USES (A5 - B9)					
			480,427.00	178,692.00	-62.8%
D. OTHER FINANCING SOURCES/USES					
1) Interfund Transfers					
a) Transfers In		8900-8929	0.00	0.00	0.0%
b) Transfers Out		7600-7629	1,688,372.00	510,601.00	-69.8%
2) Other Sources/Uses					
a) Sources		8930-8979	0.00	0.00	0.0%
b) Uses		7630-7699	0.00	0.00	0.0%
3) Contributions		8980-8999	0.00	0.00	0.0%
4) TOTAL, OTHER FINANCING SOURCES/USES			(1,688,372.00)	(510,601.00)	-69.8%

Description	Resource Codes	Object Codes	2010-11 Estimated Actuals	2011-12 Budget	Percent Difference
E. NET INCREASE (DECREASE) IN FUND BALANCE (C + D4)			(1,207,945.00)	(331,909.00)	-72.5%
F. FUND BALANCE, RESERVES					
1) Beginning Fund Balance					
a) As of July 1 - Unaudited		9791	4,987,231.00	3,779,286.00	-24.2%
b) Audit Adjustments		9793	0.00	0.00	0.0%
c) As of July 1 - Audited (F1a + F1b)			4,987,231.00	3,779,286.00	-24.2%
d) Other Restatements		9795	0.00	0.00	0.0%
e) Adjusted Beginning Balance (F1c + F1d)			4,987,231.00	3,779,286.00	-24.2%
2) Ending Balance, June 30 (E + F1e)			3,779,286.00	3,447,377.00	-8.8%
Components of Ending Fund Balance (Actuals)					
a) Reserve for					
Revolving Cash		9711	0.00		
Stores		9712	0.00		
Prepaid Expenditures		9713	0.00		
All Others		9719	0.00		
General Reserve		9730	0.00		
Legally Restricted Balance		9740	0.00		
b) Designated Amounts					
Designated for Economic Uncertainties		9770	0.00		
Designated for the Unrealized Gains of Investments and Cash in County Treasury		9775	0.00		
Other Designations		9780	3,779,286.00		
c) Undesignated Amount		9790	0.00		
d) Unappropriated Amount		9790			
Components of Ending Fund Balance (Budget)					
a) Nonspendable					
Revolving Cash		9711		0.00	
Stores		9712		0.00	
Prepaid Expenditures		9713		0.00	
All Others		9719		0.00	
b) Restricted		9740		3,447,377.00	
c) Committed					
Stabilization Arrangements		9750		0.00	
Other Commitments		9760		0.00	
d) Assigned					
Other Assignments		9780		0.00	
e) Unassigned/Unappropriated					
Reserve for Economic Uncertainties		9789		0.00	
Unassigned/Unappropriated Amount		9790		0.00	

Description	Resource Codes	Object Codes	2010-11 Estimated Actuals	2011-12 Budget	Percent Difference
G. ASSETS					
1) Cash					
a) in County Treasury		9110	3,779,286.00		
1) Fair Value Adjustment to Cash in County Treasury		9111	0.00		
b) in Banks		9120	0.00		
c) in Revolving Fund		9130	0.00		
d) with Fiscal Agent		9135	0.00		
e) collections awaiting deposit		9140	0.00		
2) Investments		9150	0.00		
3) Accounts Receivable		9200	0.00		
4) Due from Grantor Government		9290	0.00		
5) Due from Other Funds		9310	0.00		
6) Stores		9320	0.00		
7) Prepaid Expenditures		9330	0.00		
8) Other Current Assets		9340	0.00		
9) Fixed Assets		9400			
10) TOTAL, ASSETS			3,779,286.00		
H. LIABILITIES					
1) Accounts Payable		9500	0.00		
2) Due to Grantor Governments		9590	0.00		
3) Due to Other Funds		9610	0.00		
4) Current Loans		9640			
5) Deferred Revenue		9650	0.00		
6) Long-Term Liabilities		9660			
7) TOTAL, LIABILITIES			0.00		
I. FUND EQUITY					
Ending Fund Balance, June 30 (G10 - H7)			3,779,286.00		

Description	Resource Codes	Object Codes	2010-11 Estimated Actuals	2011-12 Budget	Percent Difference
OTHER STATE REVENUE					
Tax Relief Subventions Restricted Levies - Other					
Homeowners' Exemptions		8575	0.00	0.00	0.0%
Other Subventions/In-Lieu Taxes		8576	0.00	0.00	0.0%
All Other State Revenue		8590	0.00	0.00	0.0%
TOTAL, OTHER STATE REVENUE			0.00	0.00	0.0%
OTHER LOCAL REVENUE					
Other Local Revenue County and District Taxes					
Other Restricted Levies Secured Roll					
		8615	0.00	0.00	0.0%
Unsecured Roll					
		8616	0.00	0.00	0.0%
Prior Years' Taxes					
		8617	0.00	0.00	0.0%
Supplemental Taxes					
		8618	0.00	0.00	0.0%
Non-Ad Valorem Taxes Parcel Taxes					
		8621	0.00	0.00	0.0%
Other					
		8622	0.00	0.00	0.0%
Community Redevelopment Funds Not Subject to RL Deduction					
		8625	0.00	0.00	0.0%
Penalties and Interest from Delinquent Non-Revenue Limit Taxes					
		8629	0.00	0.00	0.0%
Sales Sale of Equipment/Supplies					
		8631	0.00	0.00	0.0%
Interest					
		8660	37,700.00	13,000.00	-65.5%
Net Increase (Decrease) in the Fair Value of Investments					
		8662	0.00	0.00	0.0%
Fees and Contracts					
Mitigation/Developer Fees					
		8681	540,423.00	550,000.00	1.8%
Other Local Revenue					
All Other Local Revenue					
		8699	35,795.00	0.00	-100.0%
All Other Transfers In from All Others					
		8799	0.00	0.00	0.0%
TOTAL, OTHER LOCAL REVENUE			613,918.00	563,000.00	-8.3%
TOTAL, REVENUES			613,918.00	563,000.00	-8.3%

Description	Resource Codes	Object Codes	2010-11 Estimated Actuals	2011-12 Budget	Percent Difference
CERTIFICATED SALARIES					
Other Certificated Salaries		1900	0.00	0.00	0.0%
TOTAL, CERTIFICATED SALARIES			0.00	0.00	0.0%
CLASSIFIED SALARIES					
Classified Support Salaries		2200	0.00	0.00	0.0%
Classified Supervisors' and Administrators' Salaries		2300	13,692.00	14,004.00	2.3%
Clerical, Technical and Office Salaries		2400	30,615.00	33,652.00	9.9%
Other Classified Salaries		2900	0.00	0.00	0.0%
TOTAL, CLASSIFIED SALARIES			44,307.00	47,656.00	7.6%
EMPLOYEE BENEFITS					
STRS		3101-3102	0.00	0.00	0.0%
PERS		3201-3202	4,904.00	6,324.00	29.0%
OASDI/Medicare/Alternative		3301-3302	3,199.00	3,470.00	8.5%
Health and Welfare Benefits		3401-3402	3,417.00	3,490.00	2.1%
Unemployment Insurance		3501-3502	344.00	768.00	123.3%
Workers' Compensation		3601-3602	620.00	715.00	15.3%
OPEB, Allocated		3701-3702	152.00	90.00	-40.8%
OPEB, Active Employees		3751-3752	170.00	154.00	-9.4%
PERS Reduction		3801-3802	1,344.00	1,000.00	-25.6%
Other Employee Benefits		3901-3902	0.00	0.00	0.0%
TOTAL, EMPLOYEE BENEFITS			14,150.00	16,011.00	13.2%
BOOKS AND SUPPLIES					
Approved Textbooks and Core Curricula Materials		4100	0.00	0.00	0.0%
Books and Other Reference Materials		4200	0.00	0.00	0.0%
Materials and Supplies		4300	0.00	0.00	0.0%
Noncapitalized Equipment		4400	0.00	10,000.00	New
TOTAL, BOOKS AND SUPPLIES			0.00	10,000.00	New

Description	Resource Codes	Object Codes	2010-11 Estimated Actuals	2011-12 Budget	Percent Difference
SERVICES AND OTHER OPERATING EXPENDITURES					
Subagreements for Services		5100	0.00	0.00	0.0%
Travel and Conferences		5200	0.00	0.00	0.0%
Insurance		5400-5450	0.00	0.00	0.0%
Operations and Housekeeping Services		5500	0.00	0.00	0.0%
Rentals, Leases, Repairs, and Noncapitalized Improvements		5600	13,800.00	0.00	-100.0%
Transfers of Direct Costs		5710	0.00	0.00	0.0%
Transfers of Direct Costs - Interfund		5750	41.00	650.00	1485.4%
Professional/Consulting Services and Operating Expenditures		5800	39,557.00	58,000.00	46.6%
Communications		5900	0.00	0.00	0.0%
TOTAL SERVICES AND OTHER OPERATING EXPENDITURES			53,398.00	58,650.00	9.8%
CAPITAL OUTLAY					
Land		6100	0.00	0.00	0.0%
Land Improvements		6170	0.00	0.00	0.0%
Buildings and Improvements of Buildings		6200	21,636.00	251,991.00	1064.7%
Books and Media for New School Libraries or Major Expansion of School Libraries		6300	0.00	0.00	0.0%
Equipment		6400	0.00	0.00	0.0%
Equipment Replacement		6500	0.00	0.00	0.0%
TOTAL CAPITAL OUTLAY			21,636.00	251,991.00	1064.7%
OTHER OUTGO (excluding Transfers of Indirect Costs)					
Other Transfers Out					
All Other Transfers Out to All Others		7299	0.00	0.00	0.0%
Debt Service					
Debt Service - Interest		7438	0.00	0.00	0.0%
Other Debt Service - Principal		7439	0.00	0.00	0.0%
TOTAL OTHER OUTGO (excluding Transfers of Indirect Costs)			0.00	0.00	0.0%
TOTAL EXPENDITURES			133,491.00	384,308.00	187.9%

Description	Resource Codes	Object Codes	2010-11 Estimated Actuals	2011-12 Budget	Percent Difference
INTERFUND TRANSFERS					
INTERFUND TRANSFERS IN					
Other Authorized Interfund Transfers In		8919	0.00	0.00	0.0%
(a) TOTAL, INTERFUND TRANSFERS IN			0.00	0.00	0.0%
INTERFUND TRANSFERS OUT					
To: State School Building Fund/ County School Facilities Fund		7613	0.00	0.00	0.0%
Other Authorized Interfund Transfers Out		7619	1,688,372.00	510,601.00	-69.8%
(b) TOTAL, INTERFUND TRANSFERS OUT			1,688,372.00	510,601.00	-69.8%
OTHER SOURCES/USES					
SOURCES					
Proceeds					
Proceeds from Sale/Lease- Purchase of Land/Buildings		8953	0.00	0.00	0.0%
Other Sources					
Transfers from Funds of Lapsed/Reorganized LEAs		8965	0.00	0.00	0.0%
Long-Term Debt Proceeds					
Proceeds from Certificates of Participation		8971	0.00	0.00	0.0%
Proceeds from Capital Leases		8972	0.00	0.00	0.0%
Proceeds from Lease Revenue Bonds		8973	0.00	0.00	0.0%
All Other Financing Sources		8979	0.00	0.00	0.0%
(c) TOTAL, SOURCES			0.00	0.00	0.0%
USES					
Transfers of Funds from Lapsed/Reorganized LEAs		7651	0.00	0.00	0.0%
All Other Financing Uses		7699	0.00	0.00	0.0%
(d) TOTAL, USES			0.00	0.00	0.0%
CONTRIBUTIONS					
Contributions from Unrestricted Revenues		8980	0.00	0.00	0.0%
Contributions from Restricted Revenues		8990	0.00	0.00	0.0%
(e) TOTAL, CONTRIBUTIONS			0.00	0.00	0.0%
TOTAL, OTHER FINANCING SOURCES/USES (a - b + c - d + e)			(1,688,372.00)	(510,601.00)	-69.8%

Description	Function Codes	Object Codes	2010-11 Estimated Actuals	2011-12 Budget	Percent Difference
A. REVENUES					
1) Revenue Limit Sources		8010-8099	0.00	0.00	0.0%
2) Federal Revenue		8100-8299	0.00	0.00	0.0%
3) Other State Revenue		8300-8599	0.00	0.00	0.0%
4) Other Local Revenue		8600-8799	613,918.00	563,000.00	-8.3%
5) TOTAL, REVENUES			613,918.00	563,000.00	-8.3%
B. EXPENDITURES (Objects 1000-7999)					
1) Instruction	1000-1999		0.00	0.00	0.0%
2) Instruction - Related Services	2000-2999		0.00	0.00	0.0%
3) Pupil Services	3000-3999		0.00	0.00	0.0%
4) Ancillary Services	4000-4999		0.00	0.00	0.0%
5) Community Services	5000-5999		0.00	0.00	0.0%
6) Enterprise	6000-6999		0.00	0.00	0.0%
7) General Administration	7000-7999		98,055.00	121,817.00	24.2%
8) Plant Services	8000-8999		35,436.00	262,491.00	640.7%
9) Other Outgo	9000-9999	Except 7600-7699	0.00	0.00	0.0%
10) TOTAL, EXPENDITURES			133,491.00	384,308.00	187.9%
C. EXCESS (DEFICIENCY) OF REVENUES OVER EXPENDITURES BEFORE OTHER FINANCING SOURCES AND USES (A5 - B10)			480,427.00	178,692.00	-62.8%
D. OTHER FINANCING SOURCES/USES					
1) Interfund Transfers					
a) Transfers In		8900-8929	0.00	0.00	0.0%
b) Transfers Out		7600-7629	1,688,372.00	510,601.00	-69.8%
2) Other Sources/Uses					
a) Sources		8930-8979	0.00	0.00	0.0%
b) Uses		7630-7699	0.00	0.00	0.0%
3) Contributions		8980-8999	0.00	0.00	0.0%
4) TOTAL, OTHER FINANCING SOURCES/USES			(1,688,372.00)	(510,601.00)	-69.8%

Description	Function Codes	Object Codes	2010-11 Estimated Actuals	2011-12 Budget	Percent Difference
E. NET INCREASE (DECREASE) IN FUND BALANCE (C + D4)			(1,207,945.00)	(331,909.00)	-72.5%
F. FUND BALANCE, RESERVES					
1) Beginning Fund Balance					
a) As of July 1 - Unaudited		9791	4,987,231.00	3,779,286.00	-24.2%
b) Audit Adjustments		9793	0.00	0.00	0.0%
c) As of July 1 - Audited (F1a + F1b)			4,987,231.00	3,779,286.00	-24.2%
d) Other Restatements		9795	0.00	0.00	0.0%
e) Adjusted Beginning Balance (F1c + F1d)			4,987,231.00	3,779,286.00	-24.2%
2) Ending Balance, June 30 (E + F1e)			3,779,286.00	3,447,377.00	-8.8%
Components of Ending Fund Balance (Actuals)					
a) Reserve for					
Revolving Cash		9711	0.00		
Stores		9712	0.00		
Prepaid Expenditures		9713	0.00		
All Others		9719	0.00		
General Reserve		9730	0.00		
Legally Restricted Balance		9740	0.00		
b) Designated Amounts					
Designated for Economic Uncertainties		9770	0.00		
Designated for the Unrealized Gains of Investments and Cash in County Treasury		9775	0.00		
Other Designations (by Resource/Object)		9780	3,779,286.00		
c) Undesignated Amount		9790	0.00		
d) Unappropriated Amount		9790			
Components of Ending Fund Balance (Budget)					
a) Nonspendable					
Revolving Cash		9711		0.00	
Stores		9712		0.00	
Prepaid Expenditures		9713		0.00	
All Others		9719		0.00	
b) Restricted		9740		3,447,377.00	
c) Committed					
Stabilization Arrangements		9750		0.00	
Other Commitments (by Resource/Object)		9760		0.00	
d) Assigned					
Other Assignments (by Resource/Object)		9760		0.00	
e) Unassigned/Unappropriated					
Reserve for Economic Uncertainties		9789		0.00	
Unassigned/Unappropriated Amount		9790		0.00	

<u>Resource</u>	<u>Description</u>	<u>2010-11 Estimated Actuals</u>	<u>2011-12 Budget</u>
9010	Other Restricted Local	0.00	3,447,377.00
Total, Restricted Balance		0.00	3,447,377.00

Description	Resource Codes	Object Codes	2010-11 Estimated Actuals	2011-12 Budget	Percent Difference
A. REVENUES					
1) Revenue Limit Sources		8010-8099	0.00	0.00	0.0%
2) Federal Revenue		8100-8299	0.00	0.00	0.0%
3) Other State Revenue		8300-8599	10,075,777.00	0.00	-100.0%
4) Other Local Revenue		8600-8799	55,000.00	22,000.00	-60.0%
5) TOTAL, REVENUES			10,130,777.00	22,000.00	-99.8%
B. EXPENDITURES					
1) Certificated Salaries		1000-1999	0.00	0.00	0.0%
2) Classified Salaries		2000-2999	1,770.00	0.00	-100.0%
3) Employee Benefits		3000-3999	213.00	0.00	-100.0%
4) Books and Supplies		4000-4999	431,414.00	0.00	-100.0%
5) Services and Other Operating Expenditures		5000-5999	13,103.00	0.00	-100.0%
6) Capital Outlay		6000-6999	10,968,378.00	5,206,687.00	-52.5%
7) Other Outgo (excluding Transfers of Indirect Costs)		7100-7299, 7400-7499	0.00	0.00	0.0%
8) Other Outgo - Transfers of Indirect Costs		7300-7399	0.00	0.00	0.0%
9) TOTAL, EXPENDITURES			11,414,878.00	5,206,687.00	-54.4%
C. EXCESS (DEFICIENCY) OF REVENUES OVER EXPENDITURES BEFORE OTHER FINANCING SOURCES AND USES (A5 - B9)			(1,284,101.00)	(5,184,687.00)	303.8%
D. OTHER FINANCING SOURCES/USES					
1) Interfund Transfers					
a) Transfers In		8900-8929	9,295.00	0.00	-100.0%
b) Transfers Out		7600-7629	1,286,292.00	0.00	-100.0%
2) Other Sources/Uses					
a) Sources		8930-8979	0.00	0.00	0.0%
b) Uses		7630-7699	0.00	0.00	0.0%
3) Contributions		8980-8999	0.00	0.00	0.0%
4) TOTAL, OTHER FINANCING SOURCES/USES			(1,276,997.00)	0.00	-100.0%

Description	Resource Codes	Object Codes	2010-11 Estimated Actuals	2011-12 Budget	Percent Difference
E. NET INCREASE (DECREASE) IN FUND BALANCE (C + D4)			(2,561,098.00)	(5,184,687.00)	102.4%
F. FUND BALANCE, RESERVES					
1) Beginning Fund Balance					
a) As of July 1 - Unaudited		9791	8,054,406.00	5,493,308.00	-31.8%
b) Audit Adjustments		9793	0.00	0.00	0.0%
c) As of July 1 - Audited (F1a + F1b)			8,054,406.00	5,493,308.00	-31.8%
d) Other Restatements		9795	0.00	0.00	0.0%
e) Adjusted Beginning Balance (F1c + F1d)			8,054,406.00	5,493,308.00	-31.8%
2) Ending Balance, June 30 (E + F1e)			5,493,308.00	308,621.00	-94.4%
Components of Ending Fund Balance (Actuals)					
a) Reserve for					
Revolving Cash		9711	0.00		
Stores		9712	0.00		
Prepaid Expenditures		9713	0.00		
All Others		9719	0.00		
General Reserve		9730	0.00		
Legally Restricted Balance		9740	0.00		
b) Designated Amounts					
Designated for Economic Uncertainties		9770	0.00		
Designated for the Unrealized Gains of Investments and Cash in County Treasury		9775	0.00		
Other Designations		9780	5,493,308.00		
c) Undesignated Amount					
d) Unappropriated Amount		9790	0.00		
Components of Ending Fund Balance (Budget)					
a) Nonspendable					
Revolving Cash		9711		0.00	
Stores		9712		0.00	
Prepaid Expenditures		9713		0.00	
All Others		9719		0.00	
b) Restricted					
		9740		308,621.00	
c) Committed					
Stabilization Arrangements		9750		0.00	
Other Commitments		9760		0.00	
d) Assigned					
Other Assignments		9780		0.00	
e) Unassigned/Unappropriated					
Reserve for Economic Uncertainties		9789		0.00	
Unassigned/Unappropriated Amount		9790		0.00	

Description	Resource Codes	Object Codes	2010-11 Estimated Actuals	2011-12 Budget	Percent Difference
G. ASSETS					
1) Cash					
a) in County Treasury		9110	5,493,308.00		
1) Fair Value Adjustment to Cash in County Treasury		9111	0.00		
b) in Banks		9120	0.00		
c) in Revolving Fund		9130	0.00		
d) with Fiscal Agent		9135	0.00		
e) collections awaiting deposit		9140	0.00		
2) Investments		9150	0.00		
3) Accounts Receivable		9200	0.00		
4) Due from Grantor Government		9290	0.00		
5) Due from Other Funds		9310	0.00		
6) Stores		9320	0.00		
7) Prepaid Expenditures		9330	0.00		
8) Other Current Assets		9340	0.00		
9) Fixed Assets		9400			
10) TOTAL, ASSETS			5,493,308.00		
H. LIABILITIES					
1) Accounts Payable		9500	0.00		
2) Due to Grantor Governments		9590	0.00		
3) Due to Other Funds		9610	0.00		
4) Current Loans		9640			
5) Deferred Revenue		9650	0.00		
6) Long-Term Liabilities		9660			
7) TOTAL, LIABILITIES			0.00		
I. FUND EQUITY					
Ending Fund Balance, June 30 (G10 - H7)			5,493,308.00		

Description	Resource Codes	Object Codes	2010-11 Estimated Actuals	2011-12 Budget	Percent Difference
FEDERAL REVENUE					
Other Federal Revenue (incl. ARRA)		8290	0.00	0.00	0.0%
TOTAL, FEDERAL REVENUE			0.00	0.00	0.0%
OTHER STATE REVENUE					
School Facilities Apportionments		8545	10,075,777.00	0.00	-100.0%
Pass-Through Revenues from State Sources		8587	0.00	0.00	0.0%
All Other State Revenue		8590	0.00	0.00	0.0%
TOTAL, OTHER STATE REVENUE			10,075,777.00	0.00	-100.0%
OTHER LOCAL REVENUE					
Sales					
Sale of Equipment/Supplies		8631	0.00	0.00	0.0%
Leases and Rentals		8650	0.00	0.00	0.0%
Interest		8660	55,000.00	22,000.00	-60.0%
Net Increase (Decrease) in the Fair Value of Investments		8662	0.00	0.00	0.0%
Other Local Revenue					
All Other Local Revenue		8699	0.00	0.00	0.0%
All Other Transfers In from All Others		8799	0.00	0.00	0.0%
TOTAL, OTHER LOCAL REVENUE			55,000.00	22,000.00	-60.0%
TOTAL, REVENUES			10,130,777.00	22,000.00	-99.8%

Description	Resource Codes	Object Codes	2010-11 Estimated Actuals	2011-12 Budget	Percent Difference
CLASSIFIED SALARIES					
Classified Support Salaries		2200	1,770.00	0.00	-100.0%
Classified Supervisors' and Administrators' Salaries		2300	0.00	0.00	0.0%
Clerical, Technical and Office Salaries		2400	0.00	0.00	0.0%
Other Classified Salaries		2900	0.00	0.00	0.0%
TOTAL, CLASSIFIED SALARIES			1,770.00	0.00	-100.0%
EMPLOYEE BENEFITS					
STRS		3101-3102	146.00	0.00	-100.0%
PERS		3201-3202	0.00	0.00	0.0%
OASDI/Medicare/Alternative		3301-3302	25.00	0.00	-100.0%
Health and Welfare Benefits		3401-3402	0.00	0.00	0.0%
Unemployment Insurance		3501-3502	13.00	0.00	-100.0%
Workers' Compensation		3601-3602	23.00	0.00	-100.0%
OPEB, Allocated		3701-3702	6.00	0.00	-100.0%
OPEB, Active Employees		3751-3752	0.00	0.00	0.0%
PERS Reduction		3801-3802	0.00	0.00	0.0%
Other Employee Benefits		3901-3902	0.00	0.00	0.0%
TOTAL, EMPLOYEE BENEFITS			213.00	0.00	-100.0%
BOOKS AND SUPPLIES					
Books and Other Reference Materials		4200	0.00	0.00	0.0%
Materials and Supplies		4300	93,476.00	0.00	-100.0%
Noncapitalized Equipment		4400	337,938.00	0.00	-100.0%
TOTAL, BOOKS AND SUPPLIES			431,414.00	0.00	-100.0%

Description	Resource Codes	Object Codes	2010-11 Estimated Actuals	2011-12 Budget	Percent Difference
SERVICES AND OTHER OPERATING EXPENDITURES					
Subagreements for Services		5100	0.00	0.00	0.0%
Travel and Conferences		5200	0.00	0.00	0.0%
Insurance		5400-5450	0.00	0.00	0.0%
Operations and Housekeeping Services		5500	0.00	0.00	0.0%
Rentals, Leases, Repairs, and Noncapitalized Improvements		5600	0.00	0.00	0.0%
Transfers of Direct Costs		5710	0.00	0.00	0.0%
Transfers of Direct Costs - Interfund		5750	13,103.00	0.00	-100.0%
Professional/Consulting Services and Operating Expenditures		5800	0.00	0.00	0.0%
Communications		5900	0.00	0.00	0.0%
TOTAL, SERVICES AND OTHER OPERATING EXPENDITURES			13,103.00	0.00	-100.0%
CAPITAL OUTLAY					
Land		6100	0.00	0.00	0.0%
Land Improvements		6170	0.00	0.00	0.0%
Buildings and Improvements of Buildings		6200	10,956,911.00	5,206,687.00	-52.5%
Books and Media for New School Libraries or Major Expansion of School Libraries		6300	0.00	0.00	0.0%
Equipment		6400	11,467.00	0.00	-100.0%
Equipment Replacement		6500	0.00	0.00	0.0%
TOTAL, CAPITAL OUTLAY			10,968,378.00	5,206,687.00	-52.5%
OTHER OUTGO (excluding Transfers of Indirect Costs)					
Other Transfers Out					
Transfers of Pass-Through Revenues					
To Districts or Charter Schools		7211	0.00	0.00	0.0%
To County Offices		7212	0.00	0.00	0.0%
To JPAs		7213	0.00	0.00	0.0%
All Other Transfers Out to All Others		7299	0.00	0.00	0.0%
Debt Service					
Debt Service - Interest		7438	0.00	0.00	0.0%
Other Debt Service - Principal		7439	0.00	0.00	0.0%
TOTAL, OTHER OUTGO (excluding Transfers of Indirect Costs)			0.00	0.00	0.0%
TOTAL EXPENDITURES			11,414,878.00	5,206,687.00	-54.4%

Description	Resource Codes	Object Codes	2010-11 Estimated Actuals	2011-12 Budget	Percent Difference
INTERFUND TRANSFERS					
INTERFUND TRANSFERS IN					
To: State School Building Fund/ County School Facilities Fund From: All Other Funds		8913	0.00	0.00	0.0%
Other Authorized Interfund Transfers In		8919	9,295.00	0.00	-100.0%
(a) TOTAL, INTERFUND TRANSFERS IN			9,295.00	0.00	-100.0%
INTERFUND TRANSFERS OUT					
To: State School Building Fund/ County School Facilities Fund		7613	0.00	0.00	0.0%
Other Authorized Interfund Transfers Out		7619	1,286,292.00	0.00	-100.0%
(b) TOTAL, INTERFUND TRANSFERS OUT			1,286,292.00	0.00	-100.0%

Description	Resource Codes	Object Codes	2010-11 Estimated Actuals	2011-12 Budget	Percent Difference
OTHER SOURCES/USES					
SOURCES					
Proceeds					
Proceeds from Sale/Lease-Purchase of Land/Buildings		8953	0.00	0.00	0.0%
Other Sources					
Transfers from Funds of Lapsed/Reorganized LEAs		8965	0.00	0.00	0.0%
Long-Term Debt Proceeds					
Proceeds from Certificates of Participation		8971	0.00	0.00	0.0%
Proceeds from Capital Leases		8972	0.00	0.00	0.0%
Proceeds from Lease Revenue Bonds		8973	0.00	0.00	0.0%
All Other Financing Sources		8979	0.00	0.00	0.0%
(c) TOTAL, SOURCES			0.00	0.00	0.0%
USES					
Transfers of Funds from Lapsed/Reorganized LEAs		7651	0.00	0.00	0.0%
(d) TOTAL, USES			0.00	0.00	0.0%
CONTRIBUTIONS					
Contributions from Unrestricted Revenues		8980	0.00	0.00	0.0%
Contributions from Restricted Revenues		8990	0.00	0.00	0.0%
(e) TOTAL, CONTRIBUTIONS			0.00	0.00	0.0%
TOTAL, OTHER FINANCING SOURCES/USES (a - b + c - d + e)			(1,276,997.00)	0.00	-100.0%

Description	Function Codes	Object Codes	2010-11 Estimated Actuals	2011-12 Budget	Percent Difference
A. REVENUES					
1) Revenue Limit Sources		8010-8099	0.00	0.00	0.0%
2) Federal Revenue		8100-8299	0.00	0.00	0.0%
3) Other State Revenue		8300-8599	10,075,777.00	0.00	-100.0%
4) Other Local Revenue		8600-8799	55,000.00	22,000.00	-60.0%
5) TOTAL, REVENUES			10,130,777.00	22,000.00	-99.8%
B. EXPENDITURES (Objects 1000-7999)					
1) Instruction	1000-1999		0.00	0.00	0.0%
2) Instruction - Related Services	2000-2999		0.00	0.00	0.0%
3) Pupil Services	3000-3999		0.00	0.00	0.0%
4) Ancillary Services	4000-4999		0.00	0.00	0.0%
5) Community Services	5000-5999		0.00	0.00	0.0%
6) Enterprise	6000-6999		0.00	0.00	0.0%
7) General Administration	7000-7999		0.00	0.00	0.0%
8) Plant Services	8000-8999		11,414,878.00	5,206,687.00	-54.4%
9) Other Outgo	9000-9999	Except 7600-7699	0.00	0.00	0.0%
10) TOTAL, EXPENDITURES			11,414,878.00	5,206,687.00	-54.4%
C. EXCESS (DEFICIENCY) OF REVENUES OVER EXPENDITURES BEFORE OTHER FINANCING SOURCES AND USES (A5 - B10)			(1,284,101.00)	(5,184,687.00)	303.8%
D. OTHER FINANCING SOURCES/USES					
1) Interfund Transfers					
a) Transfers In		8900-8929	9,295.00	0.00	-100.0%
b) Transfers Out		7600-7629	1,286,292.00	0.00	-100.0%
2) Other Sources/Uses					
a) Sources		8930-8979	0.00	0.00	0.0%
b) Uses		7630-7699	0.00	0.00	0.0%
3) Contributions		8980-8999	0.00	0.00	0.0%
4) TOTAL, OTHER FINANCING SOURCES/USES			(1,276,997.00)	0.00	-100.0%

Description	Function Codes	Object Codes	2010-11 Estimated Actuals	2011-12 Budget	Percent Difference
E. NET INCREASE (DECREASE) IN FUND BALANCE (C + D4)			(2,561,098.00)	(5,184,687.00)	102.4%
F. FUND BALANCE, RESERVES					
1) Beginning Fund Balance					
a) As of July 1 - Unaudited		9791	8,054,406.00	5,493,308.00	-31.8%
b) Audit Adjustments		9793	0.00	0.00	0.0%
c) As of July 1 - Audited (F1a + F1b)			8,054,406.00	5,493,308.00	-31.8%
d) Other Restatements		9795	0.00	0.00	0.0%
e) Adjusted Beginning Balance (F1c + F1d)			8,054,406.00	5,493,308.00	-31.8%
2) Ending Balance, June 30 (E + F1e)					
Components of Ending Fund Balance (Actuals)					
a) Reserve for					
Revolving Cash		9711	0.00		
Stores		9712	0.00		
Prepaid Expenditures		9713	0.00		
All Others		9719	0.00		
General Reserve		9730	0.00		
Legally Restricted Balance		9740	0.00		
b) Designated Amounts					
Designated for Economic Uncertainties		9770	0.00		
Designated for the Unrealized Gains of Investments and Cash in County Treasury		9775	0.00		
Other Designations (by Resource/Object)		9780	5,493,308.00		
c) Undesignated Amount		9790	0.00		
d) Unappropriated Amount		9790			
Components of Ending Fund Balance (Budget)					
a) Nonspendable					
Revolving Cash		9711		0.00	
Stores		9712		0.00	
Prepaid Expenditures		9713		0.00	
All Others		9719		0.00	
b) Restricted		9740		308,621.00	
c) Committed					
Stabilization Arrangements		9750		0.00	
Other Commitments (by Resource/Object)		9760		0.00	
d) Assigned					
Other Assignments (by Resource/Object)		9760		0.00	
e) Unassigned/Unappropriated					
Reserve for Economic Uncertainties		9789		0.00	
Unassigned/Unappropriated Amount		9790		0.00	

<u>Resource</u>	<u>Description</u>	<u>2010-11 Estimated Actuals</u>	<u>2011-12 Budget</u>
7710	State School Facilities Projects	0.00	308,621.00
Total, Restricted Balance		0.00	308,621.00

Description	Resource Codes	Object Codes	2010-11 Estimated Actuals	2011-12 Budget	Percent Difference
A. REVENUES					
1) Revenue Limit Sources		8010-8099	0.00	0.00	0.0%
2) Federal Revenue		8100-8299	0.00	0.00	0.0%
3) Other State Revenue		8300-8599	0.00	0.00	0.0%
4) Other Local Revenue		8600-8799	794,493.00	29,000.00	-96.3%
5) TOTAL, REVENUES			794,493.00	29,000.00	-96.3%
B. EXPENDITURES					
1) Certificated Salaries		1000-1999	0.00	0.00	0.0%
2) Classified Salaries		2000-2999	0.00	0.00	0.0%
3) Employee Benefits		3000-3999	0.00	0.00	0.0%
4) Books and Supplies		4000-4999	0.00	0.00	0.0%
5) Services and Other Operating Expenditures		5000-5999	0.00	0.00	0.0%
6) Capital Outlay		6000-6999	772,170.00	6,993,404.00	805.7%
7) Other Outgo (excluding Transfers of Indirect Costs)		7100-7299, 7400-7499	0.00	0.00	0.0%
8) Other Outgo - Transfers of Indirect Costs		7300-7399	0.00	0.00	0.0%
9) TOTAL, EXPENDITURES			772,170.00	6,993,404.00	805.7%
C. EXCESS (DEFICIENCY) OF REVENUES OVER EXPENDITURES BEFORE OTHER FINANCING SOURCES AND USES (A5 - B9)					
			22,323.00	(6,964,404.00)	-31298.3%
D. OTHER FINANCING SOURCES/USES					
1) Interfund Transfers					
a) Transfers In		8900-8929	0.00	0.00	0.0%
b) Transfers Out		7600-7629	0.00	0.00	0.0%
2) Other Sources/Uses					
a) Sources		8930-8979	0.00	0.00	0.0%
b) Uses		7630-7699	0.00	0.00	0.0%
3) Contributions		8980-8999	0.00	0.00	0.0%
4) TOTAL, OTHER FINANCING SOURCES/USES			0.00	0.00	0.0%

Description	Resource Codes	Object Codes	2010-11 Estimated Actuals	2011-12 Budget	Percent Difference
E. NET INCREASE (DECREASE) IN FUND BALANCE (C + D4)			22,323.00	(6,964,404.00)	-31298.3%
F. FUND BALANCE, RESERVES					
1) Beginning Fund Balance					
a) As of July 1 - Unaudited					
		9791	10,476,755.00	10,499,078.00	0.2%
b) Audit Adjustments					
		9793	0.00	0.00	0.0%
c) As of July 1 - Audited (F1a + F1b)					
			10,476,755.00	10,499,078.00	0.2%
d) Other Restatements					
		9795	0.00	0.00	0.0%
e) Adjusted Beginning Balance (F1c + F1d)					
			10,476,755.00	10,499,078.00	0.2%
2) Ending Balance, June 30 (E + F1e)					
			10,499,078.00	3,534,674.00	-66.3%
Components of Ending Fund Balance (Actuals)					
a) Reserve for					
Revolving Cash					
		9711	0.00		
Stores					
		9712	0.00		
Prepaid Expenditures					
		9713	0.00		
All Others					
		9719	0.00		
General Reserve					
		9730	0.00		
Legally Restricted Balance					
		9740	0.00		
b) Designated Amounts					
Designated for Economic Uncertainties					
		9770	0.00		
Designated for the Unrealized Gains of Investments and Cash in County Treasury					
		9775	0.00		
Other Designations					
		9780	10,499,078.00		
c) Undesignated Amount					
		9790	0.00		
d) Unappropriated Amount					
		9790			
Components of Ending Fund Balance (Budget)					
a) Nonspendable					
Revolving Cash					
		9711		0.00	
Stores					
		9712		0.00	
Prepaid Expenditures					
		9713		0.00	
All Others					
		9719		0.00	
b) Restricted					
		9740		0.00	
c) Committed					
Stabilization Arrangements					
		9750		0.00	
Other Commitments					
		9760		0.00	
d) Assigned					
Other Assignments					
		9780		3,534,674.00	
e) Unassigned/Unappropriated					
Reserve for Economic Uncertainties					
		9789		0.00	
Unassigned/Unappropriated Amount					
		9790		0.00	

Description	Resource Codes	Object Codes	2010-11 Estimated Actuals	2011-12 Budget	Percent Difference
G. ASSETS					
1) Cash					
a) in County Treasury		9110	10,499,078.00		
1) Fair Value Adjustment to Cash in County Treasury		9111	0.00		
b) in Banks		9120	0.00		
c) in Revolving Fund		9130	0.00		
d) with Fiscal Agent		9135	0.00		
e) collections awaiting deposit		9140	0.00		
2) Investments		9150	0.00		
3) Accounts Receivable		9200	0.00		
4) Due from Grantor Government		9290	0.00		
5) Due from Other Funds		9310	0.00		
6) Stores		9320	0.00		
7) Prepaid Expenditures		9330	0.00		
8) Other Current Assets		9340	0.00		
9) Fixed Assets		9400			
10) TOTAL, ASSETS			10,499,078.00		
H. LIABILITIES					
1) Accounts Payable		9500	0.00		
2) Due to Grantor Governments		9590	0.00		
3) Due to Other Funds		9610	0.00		
4) Current Loans		9640			
5) Deferred Revenue		9650	0.00		
6) Long-Term Liabilities		9660			
7) TOTAL, LIABILITIES			0.00		
I. FUND EQUITY					
Ending Fund Balance, June 30 (G10 - H7)			10,499,078.00		

Description	Resource Codes	Object Codes	2010-11 Estimated Actuals	2011-12 Budget	Percent Difference
FEDERAL REVENUE					
FEMA		8281	0.00	0.00	0.0%
Other Federal Revenue (incl. ARRA)		8290	0.00	0.00	0.0%
TOTAL, FEDERAL REVENUE			0.00	0.00	0.0%
OTHER STATE REVENUE					
Pass-Through Revenues from State Sources		8587	0.00	0.00	0.0%
All Other State Revenue		8590	0.00	0.00	0.0%
TOTAL, OTHER STATE REVENUE			0.00	0.00	0.0%
OTHER LOCAL REVENUE					
Other Local Revenue					
Community Redevelopment Funds Not Subject to RL Deduction		8625	0.00	0.00	0.0%
Sales Sale of Equipment/Supplies		8631	0.00	0.00	0.0%
Leases and Rentals		8650	0.00	0.00	0.0%
Interest		8660	75,000.00	29,000.00	-61.3%
Net Increase (Decrease) in the Fair Value of Investments		8662	0.00	0.00	0.0%
Other Local Revenue					
All Other Local Revenue		8699	719,493.00	0.00	-100.0%
All Other Transfers In from All Others		8799	0.00	0.00	0.0%
TOTAL, OTHER LOCAL REVENUE			794,493.00	29,000.00	-96.3%
TOTAL, REVENUES			794,493.00	29,000.00	-96.3%

Description	Resource Codes	Object Codes	2010-11 Estimated Actuals	2011-12 Budget	Percent Difference
CLASSIFIED SALARIES					
Classified Support Salaries		2200	0.00	0.00	0.0%
Classified Supervisors' and Administrators' Salaries		2300	0.00	0.00	0.0%
Clerical, Technical and Office Salaries		2400	0.00	0.00	0.0%
Other Classified Salaries		2900	0.00	0.00	0.0%
TOTAL, CLASSIFIED SALARIES			0.00	0.00	0.0%
EMPLOYEE BENEFITS					
STRS		3101-3102	0.00	0.00	0.0%
PERS		3201-3202	0.00	0.00	0.0%
OASDI/Medicare/Alternative		3301-3302	0.00	0.00	0.0%
Health and Welfare Benefits		3401-3402	0.00	0.00	0.0%
Unemployment Insurance		3501-3502	0.00	0.00	0.0%
Workers' Compensation		3601-3602	0.00	0.00	0.0%
OPEB, Allocated		3701-3702	0.00	0.00	0.0%
OPEB, Active Employees		3751-3752	0.00	0.00	0.0%
PERS Reduction		3801-3802	0.00	0.00	0.0%
Other Employee Benefits		3901-3902	0.00	0.00	0.0%
TOTAL, EMPLOYEE BENEFITS			0.00	0.00	0.0%
BOOKS AND SUPPLIES					
Books and Other Reference Materials		4200	0.00	0.00	0.0%
Materials and Supplies		4300	0.00	0.00	0.0%
Noncapitalized Equipment		4400	0.00	0.00	0.0%
TOTAL, BOOKS AND SUPPLIES			0.00	0.00	0.0%

Description	Resource Codes	Object Codes	2010-11 Estimated Actuals	2011-12 Budget	Percent Difference
SERVICES AND OTHER OPERATING EXPENDITURES					
Subagreements for Services		5100	0.00	0.00	0.0%
Travel and Conferences		5200	0.00	0.00	0.0%
Insurance		5400-5450	0.00	0.00	0.0%
Operations and Housekeeping Services		5500	0.00	0.00	0.0%
Rentals, Leases, Repairs, and Noncapitalized Improvements		5600	0.00	0.00	0.0%
Transfers of Direct Costs		5710	0.00	0.00	0.0%
Transfers of Direct Costs - Interfund		5750	0.00	0.00	0.0%
Professional/Consulting Services and Operating Expenditures		5800	0.00	0.00	0.0%
Communications		5900	0.00	0.00	0.0%
TOTAL, SERVICES AND OTHER OPERATING EXPENDITURES			0.00	0.00	0.0%
CAPITAL OUTLAY					
Land		6100	0.00	0.00	0.0%
Land Improvements		6170	0.00	0.00	0.0%
Buildings and Improvements of Buildings		6200	289,009.00	6,993,404.00	2319.8%
Books and Media for New School Libraries or Major Expansion of School Libraries		6300	0.00	0.00	0.0%
Equipment		6400	483,161.00	0.00	-100.0%
Equipment Replacement		6500	0.00	0.00	0.0%
TOTAL, CAPITAL OUTLAY			772,170.00	6,993,404.00	805.7%
OTHER OUTGO (excluding Transfers of Indirect Costs)					
Other Transfers Out					
Transfers of Pass-Through Revenues					
To Districts or Charter Schools		7211	0.00	0.00	0.0%
To County Offices		7212	0.00	0.00	0.0%
To JPAs		7213	0.00	0.00	0.0%
All Other Transfers Out to All Others		7299	0.00	0.00	0.0%
Debt Service					
Debt Service - Interest		7438	0.00	0.00	0.0%
Other Debt Service - Principal		7439	0.00	0.00	0.0%
TOTAL, OTHER OUTGO (excluding Transfers of Indirect Costs)			0.00	0.00	0.0%
TOTAL, EXPENDITURES			772,170.00	6,993,404.00	805.7%

Description	Resource Codes	Object Codes	2010-11 Estimated Actuals	2011-12 Budget	Percent Difference
INTERFUND TRANSFERS					
INTERFUND TRANSFERS IN					
From: General Fund/CSSF		8912	0.00	0.00	0.0%
Other Authorized Interfund Transfers In		8919	0.00	0.00	0.0%
(a) TOTAL, INTERFUND TRANSFERS IN			0.00	0.00	0.0%
INTERFUND TRANSFERS OUT					
To: General Fund/CSSF		7612	0.00	0.00	0.0%
To: State School Building Fund/ County School Facilities Fund		7613	0.00	0.00	0.0%
To: Deferred Maintenance Fund		7615	0.00	0.00	0.0%
Other Authorized Interfund Transfers Out		7619	0.00	0.00	0.0%
(b) TOTAL, INTERFUND TRANSFERS OUT			0.00	0.00	0.0%

Description	Resource Codes	Object Codes	2010-11 Estimated Actuals	2011-12 Budget	Percent Difference
OTHER SOURCES/USES					
SOURCES					
Proceeds					
Proceeds from Sale/Lease- Purchase of Land/Buildings		8953	0.00	0.00	0.0%
Other Sources					
Transfers from Funds of Lapsed/Reorganized LEAs		8965	0.00	0.00	0.0%
Long-Term Debt Proceeds					
Proceeds from Certificates of Participation		8971	0.00	0.00	0.0%
Proceeds from Capital Leases		8972	0.00	0.00	0.0%
Proceeds from Lease Revenue Bonds		8973	0.00	0.00	0.0%
All Other Financing Sources		8979	0.00	0.00	0.0%
(c) TOTAL, SOURCES			0.00	0.00	0.0%
USES					
Transfers of Funds from Lapsed/Reorganized LEAs		7651	0.00	0.00	0.0%
All Other Financing Uses		7699	0.00	0.00	0.0%
(d) TOTAL, USES			0.00	0.00	0.0%
CONTRIBUTIONS					
Contributions from Unrestricted Revenues		8980	0.00	0.00	0.0%
Contributions from Restricted Revenues		8990	0.00	0.00	0.0%
(e) TOTAL, CONTRIBUTIONS			0.00	0.00	0.0%
TOTAL, OTHER FINANCING SOURCES/USES (a - b + c - d + e)					
			0.00	0.00	0.0%

Description	Function Codes	Object Codes	2010-11 Estimated Actuals	2011-12 Budget	Percent Difference
A. REVENUES					
1) Revenue Limit Sources		8010-8099	0.00	0.00	0.0%
2) Federal Revenue		8100-8299	0.00	0.00	0.0%
3) Other State Revenue		8300-8599	0.00	0.00	0.0%
4) Other Local Revenue		8600-8799	794,493.00	29,000.00	-96.3%
5) TOTAL, REVENUES			794,493.00	29,000.00	-96.3%
B. EXPENDITURES (Objects 1000-7999)					
1) Instruction	1000-1999		0.00	0.00	0.0%
2) Instruction - Related Services	2000-2999		0.00	0.00	0.0%
3) Pupil Services	3000-3999		0.00	0.00	0.0%
4) Ancillary Services	4000-4999		0.00	0.00	0.0%
5) Community Services	5000-5999		0.00	0.00	0.0%
6) Enterprise	6000-6999		0.00	0.00	0.0%
7) General Administration	7000-7999		0.00	0.00	0.0%
8) Plant Services	8000-8999		772,170.00	6,993,404.00	805.7%
9) Other Outgo	9000-9999	Except 7600-7699	0.00	0.00	0.0%
10) TOTAL, EXPENDITURES			772,170.00	6,993,404.00	805.7%
C. EXCESS (DEFICIENCY) OF REVENUES OVER EXPENDITURES BEFORE OTHER FINANCING SOURCES AND USES (A5 - B10)			22,323.00	(6,964,404.00)	-31298.3%
D. OTHER FINANCING SOURCES/USES					
1) Interfund Transfers					
a) Transfers In		8900-8929	0.00	0.00	0.0%
b) Transfers Out		7600-7629	0.00	0.00	0.0%
2) Other Sources/Uses					
a) Sources		8930-8979	0.00	0.00	0.0%
b) Uses		7630-7699	0.00	0.00	0.0%
3) Contributions		8980-8999	0.00	0.00	0.0%
4) TOTAL, OTHER FINANCING SOURCES/USES			0.00	0.00	0.0%

Description	Function Codes	Object Codes	2010-11 Estimated Actuals	2011-12 Budget	Percent Difference
E. NET INCREASE (DECREASE) IN FUND BALANCE (C + D4)			22,323.00	(6,964,404.00)	-31298.3%
F. FUND BALANCE, RESERVES					
1) Beginning Fund Balance					
a) As of July 1 - Unaudited		9791	10,476,755.00	10,499,078.00	0.2%
b) Audit Adjustments		9793	0.00	0.00	0.0%
c) As of July 1 - Audited (F1a + F1b)			10,476,755.00	10,499,078.00	0.2%
d) Other Restatements		9795	0.00	0.00	0.0%
e) Adjusted Beginning Balance (F1c + F1d)			10,476,755.00	10,499,078.00	0.2%
2) Ending Balance, June 30 (E + F1e)					
Components of Ending Fund Balance (Actuals)					
a) Reserve for					
Revolving Cash		9711	0.00		
Stores		9712	0.00		
Prepaid Expenditures		9713	0.00		
All Others		9719	0.00		
General Reserve		9730	0.00		
Legally Restricted Balance		9740	0.00		
b) Designated Amounts					
Designated for Economic Uncertainties		9770	0.00		
Designated for the Unrealized Gains of Investments and Cash in County Treasury		9775	0.00		
Other Designations (by Resource/Object)		9780	10,499,078.00		
c) Undesignated Amount		9790	0.00		
d) Unappropriated Amount		9790			
Components of Ending Fund Balance (Budget)					
a) Nonspendable					
Revolving Cash		9711		0.00	
Stores		9712		0.00	
Prepaid Expenditures		9713		0.00	
All Others		9719		0.00	
b) Restricted		9740		0.00	
c) Committed					
Stabilization Arrangements		9750		0.00	
Other Commitments (by Resource/Object)		9760		0.00	
d) Assigned					
Other Assignments (by Resource/Object)		9760		3,534,674.00	
e) Unassigned/Unappropriated					
Reserve for Economic Uncertainties		9789		0.00	
Unassigned/Unappropriated Amount		9790		0.00	

<u>Resource</u>	<u>Description</u>	<u>2010-11 Estimated Actuals</u>	<u>2011-12 Budget</u>
Total, Restricted Balance		0.00	0.00

Description	Resource Codes	Object Codes	2010-11 Estimated Actuals	2011-12 Budget	Percent Difference
A. REVENUES					
1) Revenue Limit Sources		8010-8099	0.00	0.00	0.0%
2) Federal Revenue		8100-8299	0.00	0.00	0.0%
3) Other State Revenue		8300-8599	0.00	0.00	0.0%
4) Other Local Revenue		8600-8799	0.00	0.00	0.0%
5) TOTAL, REVENUES			0.00	0.00	0.0%
B. EXPENDITURES					
1) Certificated Salaries		1000-1999	0.00	0.00	0.0%
2) Classified Salaries		2000-2999	0.00	0.00	0.0%
3) Employee Benefits		3000-3999	0.00	0.00	0.0%
4) Books and Supplies		4000-4999	0.00	0.00	0.0%
5) Services and Other Operating Expenditures		5000-5999	0.00	0.00	0.0%
6) Capital Outlay		6000-6999	0.00	0.00	0.0%
7) Other Outgo (excluding Transfers of Indirect Costs)		7100-7299, 7400-7499	0.00	0.00	0.0%
8) Other Outgo - Transfers of Indirect Costs		7300-7399	0.00	0.00	0.0%
9) TOTAL, EXPENDITURES			0.00	0.00	0.0%
C. EXCESS (DEFICIENCY) OF REVENUES OVER EXPENDITURES BEFORE OTHER FINANCING SOURCES AND USES (A5 - B9)					
			0.00	0.00	0.0%
D. OTHER FINANCING SOURCES/USES					
1) Interfund Transfers					
a) Transfers In		8900-8929	0.00	0.00	0.0%
b) Transfers Out		7600-7629	0.00	0.00	0.0%
2) Other Sources/Uses					
a) Sources		8930-8979	0.00	0.00	0.0%
b) Uses		7630-7699	0.00	0.00	0.0%
3) Contributions		8980-8999	0.00	0.00	0.0%
4) TOTAL, OTHER FINANCING SOURCES/USES			0.00	0.00	0.0%

Description	Resource Codes	Object Codes	2010-11 Estimated Actuals	2011-12 Budget	Percent Difference
E. NET INCREASE (DECREASE) IN FUND BALANCE (C + D4)			0.00	0.00	0.0%
F. FUND BALANCE, RESERVES					
1) Beginning Fund Balance					
a) As of July 1 - Unaudited		9791	8,077,082.00	8,077,082.00	0.0%
b) Audit Adjustments		9793	0.00	0.00	0.0%
c) As of July 1 - Audited (F1a + F1b)			8,077,082.00	8,077,082.00	0.0%
d) Other Restatements		9795	0.00	0.00	0.0%
e) Adjusted Beginning Balance (F1c + F1d)			8,077,082.00	8,077,082.00	0.0%
2) Ending Balance, June 30 (E + F1e)			8,077,082.00	8,077,082.00	0.0%
Components of Ending Fund Balance (Actuals)					
a) Reserve for					
Revolving Cash		9711	0.00		
Stores		9712	0.00		
Prepaid Expenditures		9713	0.00		
All Others		9719	0.00		
General Reserve		9730	0.00		
Legally Restricted Balance		9740	0.00		
b) Designated Amounts					
Designated for Economic Uncertainties		9770	0.00		
Designated for the Unrealized Gains of Investments and Cash in County Treasury		9775	0.00		
Other Designations		9780	0.00		
c) Undesignated Amount		9790	8,077,082.00		
d) Unappropriated Amount		9790			
Components of Ending Fund Balance (Budget)					
a) Nonspendable					
Revolving Cash		9711		0.00	
Stores		9712		0.00	
Prepaid Expenditures		9713		0.00	
All Others		9719		0.00	
b) Restricted		9740		0.00	
c) Committed					
Stabilization Arrangements		9750		0.00	
Other Commitments		9760		0.00	
d) Assigned					
Other Assignments		9780		8,077,082.00	
e) Unassigned/Unappropriated					
Reserve for Economic Uncertainties		9789		0.00	
Unassigned/Unappropriated Amount		9790		0.00	

Description	Resource Codes	Object Codes	2010-11 Estimated Actuals	2011-12 Budget	Percent Difference
G. ASSETS					
1) Cash					
a) in County Treasury		9110	0.00		
1) Fair Value Adjustment to Cash in County Treasury		9111	0.00		
b) in Banks		9120	0.00		
c) in Revolving Fund		9130	0.00		
d) with Fiscal Agent		9135	0.00		
e) collections awaiting deposit		9140	0.00		
2) Investments		9150	0.00		
3) Accounts Receivable		9200	0.00		
4) Due from Grantor Government		9290	0.00		
5) Due from Other Funds		9310	0.00		
6) Stores		9320	0.00		
7) Prepaid Expenditures		9330	0.00		
8) Other Current Assets		9340	0.00		
9) Fixed Assets		9400			
10) TOTAL, ASSETS			0.00		
H. LIABILITIES					
1) Accounts Payable		9500	0.00		
2) Due to Grantor Governments		9590	0.00		
3) Due to Other Funds		9610	0.00		
4) Current Loans		9640			
5) Deferred Revenue		9650	0.00		
6) Long-Term Liabilities		9660			
7) TOTAL, LIABILITIES			0.00		
I. FUND EQUITY					
Ending Fund Balance, June 30 (G10 - H7)			0.00		

Description	Resource Codes	Object Codes	2010-11 Estimated Actuals	2011-12 Budget	Percent Difference
FEDERAL REVENUE					
Other Federal Revenue (incl. ARRA)		8290	0.00	0.00	0.0%
TOTAL, FEDERAL REVENUE			0.00	0.00	0.0%
OTHER STATE REVENUE					
Tax Relief Subventions Voted Indebtedness Levies					
Homeowners' Exemptions		8571	0.00	0.00	0.0%
Other Subventions/In-Lieu Taxes		8572	0.00	0.00	0.0%
TOTAL, OTHER STATE REVENUE			0.00	0.00	0.0%
OTHER LOCAL REVENUE					
Other Local Revenue County and District Taxes Voted Indebtedness Levies Secured Roll		8611	0.00	0.00	0.0%
Unsecured Roll		8612	0.00	0.00	0.0%
Prior Years' Taxes		8613	0.00	0.00	0.0%
Supplemental Taxes		8614	0.00	0.00	0.0%
Penalties and Interest from Delinquent Non-Revenue Limit Taxes		8629	0.00	0.00	0.0%
Interest		8660	0.00	0.00	0.0%
Net Increase (Decrease) in the Fair Value of Investments		8662	0.00	0.00	0.0%
Other Local Revenue All Other Local Revenue		8699	0.00	0.00	0.0%
All Other Transfers In from All Others		8799	0.00	0.00	0.0%
TOTAL, OTHER LOCAL REVENUE			0.00	0.00	0.0%
TOTAL, REVENUES			0.00	0.00	0.0%

Description	Resource Codes	Object Codes	2010-11 Estimated Actuals	2011-12 Budget	Percent Difference
OTHER OUTGO (excluding Transfers of Indirect Costs)					
Debt Service					
Bond Redemptions		7433	0.00	0.00	0.0%
Bond Interest and Other Service Charges		7434	0.00	0.00	0.0%
Debt Service - Interest		7438	0.00	0.00	0.0%
Other Debt Service - Principal		7439	0.00	0.00	0.0%
TOTAL, OTHER OUTGO (excluding Transfers of Indirect Costs)			0.00	0.00	0.0%
TOTAL EXPENDITURES			0.00	0.00	0.0%

Description	Resource Codes	Object Codes	2010-11 Estimated Actuals	2011-12 Budget	Percent Difference
INTERFUND TRANSFERS					
INTERFUND TRANSFERS IN					
Other Authorized Interfund Transfers In		8919	0.00	0.00	0.0%
(a) TOTAL, INTERFUND TRANSFERS IN			0.00	0.00	0.0%
INTERFUND TRANSFERS OUT					
To: General Fund		7614	0.00	0.00	0.0%
Other Authorized Interfund Transfers Out		7619	0.00	0.00	0.0%
(b) TOTAL, INTERFUND TRANSFERS OUT			0.00	0.00	0.0%
OTHER SOURCES/USES					
SOURCES					
Other Sources					
Transfers from Funds of Lapsed/Reorganized LEAs		8965	0.00	0.00	0.0%
All Other Financing Sources		8979	0.00	0.00	0.0%
(c) TOTAL, SOURCES			0.00	0.00	0.0%
USES					
Transfers of Funds from Lapsed/Reorganized LEAs		7651	0.00	0.00	0.0%
All Other Financing Uses		7699	0.00	0.00	0.0%
(d) TOTAL, USES			0.00	0.00	0.0%
TOTAL, OTHER FINANCING SOURCES/USES (a - b + c - d)					
			0.00	0.00	0.0%

Description	Function Codes	Object Codes	2010-11 Estimated Actuals	2011-12 Budget	Percent Difference
A. REVENUES					
1) Revenue Limit Sources		8010-8099	0.00	0.00	0.0%
2) Federal Revenue		8100-8299	0.00	0.00	0.0%
3) Other State Revenue		8300-8599	0.00	0.00	0.0%
4) Other Local Revenue		8600-8799	0.00	0.00	0.0%
5) TOTAL, REVENUES			0.00	0.00	0.0%
B. EXPENDITURES (Objects 1000-7999)					
1) Instruction	1000-1999		0.00	0.00	0.0%
2) Instruction - Related Services	2000-2999		0.00	0.00	0.0%
3) Pupil Services	3000-3999		0.00	0.00	0.0%
4) Ancillary Services	4000-4999		0.00	0.00	0.0%
5) Community Services	5000-5999		0.00	0.00	0.0%
6) Enterprise	6000-6999		0.00	0.00	0.0%
7) General Administration	7000-7999		0.00	0.00	0.0%
8) Plant Services	8000-8999		0.00	0.00	0.0%
9) Other Outgo	9000-9999	Except 7600-7699	0.00	0.00	0.0%
10) TOTAL, EXPENDITURES			0.00	0.00	0.0%
C. EXCESS (DEFICIENCY) OF REVENUES OVER EXPENDITURES BEFORE OTHER FINANCING SOURCES AND USES (A5 - B10)					
			0.00	0.00	0.0%
D. OTHER FINANCING SOURCES/USES					
1) Interfund Transfers					
a) Transfers In		8900-8929	0.00	0.00	0.0%
b) Transfers Out		7600-7629	0.00	0.00	0.0%
2) Other Sources/Uses					
a) Sources		8930-8979	0.00	0.00	0.0%
b) Uses		7630-7699	0.00	0.00	0.0%
3) Contributions		8980-8999	0.00	0.00	0.0%
4) TOTAL, OTHER FINANCING SOURCES/USES			0.00	0.00	0.0%

July 1 Budget (Single Adoption)
Bond Interest and Redemption Fund
Expenditures by Function

Description	Function Codes	Object Codes	2010-11 Estimated Actuals	2011-12 Budget	Percent Difference
E. NET INCREASE (DECREASE) IN FUND BALANCE (C + D4)			0.00	0.00	0.0%
F. FUND BALANCE, RESERVES					
1) Beginning Fund Balance					
a) As of July 1 - Unaudited		9791	8,077,082.00	8,077,082.00	0.0%
b) Audit Adjustments		9793	0.00	0.00	0.0%
c) As of July 1 - Audited (F1a + F1b)			8,077,082.00	8,077,082.00	0.0%
d) Other Restatements		9795	0.00	0.00	0.0%
e) Adjusted Beginning Balance (F1c + F1d)			8,077,082.00	8,077,082.00	0.0%
2) Ending Balance, June 30 (E + F1e)			8,077,082.00	8,077,082.00	0.0%
Components of Ending Fund Balance (Actuals)					
a) Reserve for					
Revolving Cash		9711	0.00		
Stores		9712	0.00		
Prepaid Expenditures		9713	0.00		
All Others		9719	0.00		
General Reserve		9730	0.00		
Legally Restricted Balance		9740	0.00		
b) Designated Amounts					
Designated for Economic Uncertainties		9770	0.00		
Designated for the Unrealized Gains of Investments and Cash in County Treasury		9775	0.00		
Other Designations (by Resource/Object)		9780	0.00		
c) Undesignated Amount		9790	8,077,082.00		
d) Unappropriated Amount		9790			
Components of Ending Fund Balance (Budget)					
a) Nonspendable					
Revolving Cash		9711		0.00	
Stores		9712		0.00	
Prepaid Expenditures		9713		0.00	
All Others		9719		0.00	
b) Restricted		9740		0.00	
c) Committed					
Stabilization Arrangements		9750		0.00	
Other Commitments (by Resource/Object)		9760		0.00	
d) Assigned					
Other Assignments (by Resource/Object)		9760		8,077,082.00	
e) Unassigned/Unappropriated					
Reserve for Economic Uncertainties		9789		0.00	
Unassigned/Unappropriated Amount		9790		0.00	

<u>Resource</u>	<u>Description</u>	<u>2010-11 Estimated Actuals</u>	<u>2011-12 Budget</u>
Total, Restricted Balance		0.00	0.00

Description	Resource Codes	Object Codes	2010-11 Estimated Actuals	2011-12 Budget	Percent Difference
A. REVENUES					
1) Revenue Limit Sources		8010-8099	0.00	0.00	0.0%
2) Federal Revenue		8100-8299	0.00	0.00	0.0%
3) Other State Revenue		8300-8599	0.00	0.00	0.0%
4) Other Local Revenue		8600-8799	8,000.00	4,000.00	-50.0%
5) TOTAL, REVENUES			8,000.00	4,000.00	-50.0%
B. EXPENDITURES					
1) Certificated Salaries		1000-1999	0.00	0.00	0.0%
2) Classified Salaries		2000-2999	0.00	0.00	0.0%
3) Employee Benefits		3000-3999	0.00	0.00	0.0%
4) Books and Supplies		4000-4999	0.00	0.00	0.0%
5) Services and Other Operating Expenditures		5000-5999	0.00	0.00	0.0%
6) Capital Outlay		6000-6999	0.00	0.00	0.0%
7) Other Outgo (excluding Transfers of Indirect Costs)		7100-7299, 7400-7499	2,201,251.00	2,210,601.00	0.4%
8) Other Outgo - Transfers of Indirect Costs		7300-7399	0.00	0.00	0.0%
9) TOTAL, EXPENDITURES			2,201,251.00	2,210,601.00	0.4%
C. EXCESS (DEFICIENCY) OF REVENUES OVER EXPENDITURES BEFORE OTHER FINANCING SOURCES AND USES (A5 - B9)			(2,193,251.00)	(2,206,601.00)	0.6%
D. OTHER FINANCING SOURCES/USES					
1) Interfund Transfers					
a) Transfers In		8900-8929	1,688,372.00	2,210,601.00	30.9%
b) Transfers Out		7600-7629	0.00	0.00	0.0%
2) Other Sources/Uses					
a) Sources		8930-8979	0.00	0.00	0.0%
b) Uses		7630-7699	0.00	0.00	0.0%
3) Contributions		8980-8999	0.00	0.00	0.0%
4) TOTAL, OTHER FINANCING SOURCES/USES			1,688,372.00	2,210,601.00	30.9%

July 1 Budget (Single Adoption)
Debt Service Fund
Expenditures by Object

Description	Resource Codes	Object Codes	2010-11 Estimated Actuals	2011-12 Budget	Percent Difference
E. NET INCREASE (DECREASE) IN FUND BALANCE (C + D4)			(504,879.00)	4,000.00	-100.8%
F. FUND BALANCE, RESERVES					
1) Beginning Fund Balance					
a) As of July 1 - Unaudited		9791	2,400,000.00	1,895,121.00	-21.0%
b) Audit Adjustments		9793	0.00	0.00	0.0%
c) As of July 1 - Audited (F1a + F1b)			2,400,000.00	1,895,121.00	-21.0%
d) Other Restatements		9795	0.00	0.00	0.0%
e) Adjusted Beginning Balance (F1c + F1d)			2,400,000.00	1,895,121.00	-21.0%
2) Ending Balance, June 30 (E + F1e)					
1,895,121.00					
1,899,121.00					
0.2%					
Components of Ending Fund Balance (Actuals)					
a) Reserve for					
Revolving Cash		9711	0.00		
Stores		9712	0.00		
Prepaid Expenditures		9713	0.00		
All Others		9719	0.00		
General Reserve		9730	0.00		
Legally Restricted Balance		9740	0.00		
b) Designated Amounts					
Designated for Economic Uncertainties		9770	0.00		
Designated for the Unrealized Gains of Investments and Cash in County Treasury		9775	0.00		
Other Designations		9780	0.00		
c) Undesignated Amount					
d) Unappropriated Amount		9790	1,895,121.00		
Components of Ending Fund Balance (Budget)					
a) Nonspendable					
Revolving Cash		9711		0.00	
Stores		9712		0.00	
Prepaid Expenditures		9713		0.00	
All Others		9719		0.00	
b) Restricted					
		9740		0.00	
c) Committed					
Stabilization Arrangements		9750		0.00	
Other Commitments		9760		0.00	
d) Assigned					
Other Assignments		9760		1,899,121.00	
e) Unassigned/Unappropriated					
Reserve for Economic Uncertainties		9789		0.00	
Unassigned/Unappropriated Amount		9790		0.00	

Description	Resource Codes	Object Codes	2010-11 Estimated Actuals	2011-12 Budget	Percent Difference
G. ASSETS					
1) Cash					
a) in County Treasury		9110	300,418.00		
1) Fair Value Adjustment to Cash in County Treasury		9111	0.00		
b) in Banks		9120	0.00		
c) in Revolving Fund		9130	0.00		
d) with Fiscal Agent		9135	0.00		
e) collections awaiting deposit		9140	0.00		
2) Investments		9150	0.00		
3) Accounts Receivable		9200	600.00		
4) Due from Grantor Government		9290	0.00		
5) Due from Other Funds		9310	0.00		
6) Stores		9320	0.00		
7) Prepaid Expenditures		9330	0.00		
8) Other Current Assets		9340	1,594,103.00		
9) Fixed Assets		9400			
10) TOTAL ASSETS			1,895,121.00		
H. LIABILITIES					
1) Accounts Payable		9500	0.00		
2) Due to Grantor Governments		9590	0.00		
3) Due to Other Funds		9610	0.00		
4) Current Loans		9640			
5) Deferred Revenue		9650	0.00		
6) Long-Term Liabilities		9660			
7) TOTAL LIABILITIES			0.00		
I. FUND EQUITY					
Ending Fund Balance, June 30 (G10 - H7)			1,895,121.00		

Description	Resource Codes	Object Codes	2010-11 Estimated Actuals	2011-12 Budget	Percent Difference
FEDERAL REVENUE					
Other Federal Revenue (incl. ARRA)		8290	0.00	0.00	0.0%
TOTAL, FEDERAL REVENUE			0.00	0.00	0.0%
OTHER STATE REVENUE					
All Other State Revenue		8590	0.00	0.00	0.0%
TOTAL, OTHER STATE REVENUE			0.00	0.00	0.0%
OTHER LOCAL REVENUE					
Interest		8660	8,000.00	4,000.00	-50.0%
Net Increase (Decrease) in the Fair Value of Investments		8662	0.00	0.00	0.0%
Other Local Revenue					
All Other Local Revenue		8699	0.00	0.00	0.0%
TOTAL, OTHER LOCAL REVENUE			8,000.00	4,000.00	-50.0%
TOTAL, REVENUES			8,000.00	4,000.00	-50.0%
OTHER OUTGO (excluding Transfers of Indirect Costs)					
Debt Service					
Debt Service - Interest		7438	711,251.00	660,601.00	-7.1%
Other Debt Service - Principal		7439	1,490,000.00	1,550,000.00	4.0%
TOTAL, OTHER OUTGO (excluding Transfers of Indirect Costs)			2,201,251.00	2,210,601.00	0.4%
TOTAL, EXPENDITURES			2,201,251.00	2,210,601.00	0.4%

Description	Resource Codes	Object Codes	2010-11 Estimated Actuals	2011-12 Budget	Percent Difference
INTERFUND TRANSFERS					
INTERFUND TRANSFERS IN					
Other Authorized Interfund Transfers In		8919	1,688,372.00	2,210,601.00	30.9%
(a) TOTAL, INTERFUND TRANSFERS IN			1,688,372.00	2,210,601.00	30.9%
INTERFUND TRANSFERS OUT					
Other Authorized Interfund Transfers Out		7619	0.00	0.00	0.0%
(b) TOTAL, INTERFUND TRANSFERS OUT			0.00	0.00	0.0%
OTHER SOURCES/USES					
SOURCES					
Other Sources					
Transfers from Funds of Lapsed/Reorganized LEAs		8965	0.00	0.00	0.0%
Long-Term Debt Proceeds					
Proceeds from Certificates of Participation		8971	0.00	0.00	0.0%
(c) TOTAL, SOURCES			0.00	0.00	0.0%
USES					
Transfers of Funds from Lapsed/Reorganized LEAs		7651	0.00	0.00	0.0%
(d) TOTAL, USES			0.00	0.00	0.0%
TOTAL, OTHER FINANCING SOURCES/USES (a - b + c - d)			1,688,372.00	2,210,601.00	30.9%

Description	Function Codes	Object Codes	2010-11 Estimated Actuals	2011-12 Budget	Percent Difference
A. REVENUES					
1) Revenue Limit Sources		8010-8099	0.00	0.00	0.0%
2) Federal Revenue		8100-8299	0.00	0.00	0.0%
3) Other State Revenue		8300-8599	0.00	0.00	0.0%
4) Other Local Revenue		8600-8799	8,000.00	4,000.00	-50.0%
5) TOTAL, REVENUES			8,000.00	4,000.00	-50.0%
B. EXPENDITURES (Objects 1000-7999)					
1) Instruction	1000-1999		0.00	0.00	0.0%
2) Instruction - Related Services	2000-2999		0.00	0.00	0.0%
3) Pupil Services	3000-3999		0.00	0.00	0.0%
4) Ancillary Services	4000-4999		0.00	0.00	0.0%
5) Community Services	5000-5999		0.00	0.00	0.0%
6) Enterprise	6000-6999		0.00	0.00	0.0%
7) General Administration	7000-7999		0.00	0.00	0.0%
8) Plant Services	8000-8999		0.00	0.00	0.0%
9) Other Outgo	9000-9999	Except 7600-7699	2,201,251.00	2,210,601.00	0.4%
10) TOTAL, EXPENDITURES			2,201,251.00	2,210,601.00	0.4%
C. EXCESS (DEFICIENCY) OF REVENUES OVER EXPENDITURES BEFORE OTHER FINANCING SOURCES AND USES (A5 - B10)			(2,193,251.00)	(2,206,601.00)	0.6%
D. OTHER FINANCING SOURCES/USES					
1) Interfund Transfers					
a) Transfers In		8900-8929	1,688,372.00	2,210,601.00	30.9%
b) Transfers Out		7600-7629	0.00	0.00	0.0%
2) Other Sources/Uses					
a) Sources		8930-8979	0.00	0.00	0.0%
b) Uses		7630-7699	0.00	0.00	0.0%
3) Contributions		8980-8999	0.00	0.00	0.0%
4) TOTAL, OTHER FINANCING SOURCES/USES			1,688,372.00	2,210,601.00	30.9%

Description	Function Codes	Object Codes	2010-11 Estimated Actuals	2011-12 Budget	Percent Difference
E. NET INCREASE (DECREASE) IN FUND BALANCE (C + D4)			(504,879.00)	4,000.00	-100.8%
F. FUND BALANCE, RESERVES					
1) Beginning Fund Balance					
a) As of July 1 - Unaudited		9791	2,400,000.00	1,895,121.00	-21.0%
b) Audit Adjustments		9793	0.00	0.00	0.0%
c) As of July 1 - Audited (F1a + F1b)			2,400,000.00	1,895,121.00	-21.0%
d) Other Restatements		9795	0.00	0.00	0.0%
e) Adjusted Beginning Balance (F1c + F1d)			2,400,000.00	1,895,121.00	-21.0%
2) Ending Balance, June 30 (E + F1e)			1,895,121.00	1,899,121.00	0.2%
Components of Ending Fund Balance (Actuals)					
a) Reserve for					
Revolving Cash		9711	0.00		
Stores		9712	0.00		
Prepaid Expenditures		9713	0.00		
All Others		9719	0.00		
General Reserve		9730	0.00		
Legally Restricted Balance		9740	0.00		
b) Designated Amounts					
Designated for Economic Uncertainties		9770	0.00		
Designated for the Unrealized Gains of Investments and Cash in County Treasury		9775	0.00		
Other Designations (by Resource/Object)		9780	0.00		
c) Undesignated Amount		9790	1,895,121.00		
d) Unappropriated Amount		9790			
Components of Ending Fund Balance (Budget)					
a) Nonspendable					
Revolving Cash		9711		0.00	
Stores		9712		0.00	
Prepaid Expenditures		9713		0.00	
All Others		9719		0.00	
b) Restricted		9740		0.00	
c) Committed					
Stabilization Arrangements		9750		0.00	
Other Commitments (by Resource/Object)		9760		0.00	
d) Assigned					
Other Assignments (by Resource/Object)		9760		1,899,121.00	
e) Unassigned/Unappropriated					
Reserve for Economic Uncertainties		9789		0.00	
Unassigned/Unappropriated Amount		9790		0.00	

<u>Resource</u>	<u>Description</u>	<u>2010-11 Estimated Actuals</u>	<u>2011-12 Budget</u>
Total, Restricted Balance		0.00	0.00

Description	Resource Codes	Object Codes	2010-11 Estimated Actuals	2011-12 Budget	Percent Difference
A. REVENUES					
1) Revenue Limit Sources		8010-8099	0.00	0.00	0.0%
2) Federal Revenue		8100-8299	0.00	0.00	0.0%
3) Other State Revenue		8300-8599	0.00	0.00	0.0%
4) Other Local Revenue		8600-8799	11,067,834.00	12,812,981.00	15.8%
5) TOTAL REVENUES			11,067,834.00	12,812,981.00	15.8%
B. EXPENSES					
1) Certificated Salaries		1000-1999	10,682.00	10,000.00	-6.4%
2) Classified Salaries		2000-2999	351,944.00	333,033.00	-5.4%
3) Employee Benefits		3000-3999	84,021.00	147,244.00	75.2%
4) Books and Supplies		4000-4999	0.00	8,337.00	New
5) Services and Other Operating Expenses		5000-5999	12,215,748.00	13,855,813.00	13.4%
6) Depreciation		6000-6999	0.00	0.00	0.0%
7) Other Outgo (excluding Transfers of Indirect Costs)		7100-7299, 7400-7499	0.00	0.00	0.0%
8) Other Outgo - Transfers of Indirect Costs		7300-7399	0.00	0.00	0.0%
9) TOTAL EXPENSES			12,662,395.00	14,354,227.00	13.4%
C. EXCESS (DEFICIENCY) OF REVENUES OVER EXPENSES BEFORE OTHER FINANCING SOURCES AND USES (A5 - B9)			(1,594,561.00)	(1,541,246.00)	-3.3%
D. OTHER FINANCING SOURCES/USES					
1) Interfund Transfers					
a) Transfers In		8900-8929	4,273,041.00	1,790,843.00	-58.1%
b) Transfers Out		7600-7629	2,765,485.00	666,475.00	-75.9%
2) Other Sources/Uses					
a) Sources		8930-8979	0.00	0.00	0.0%
b) Uses		7630-7699	0.00	0.00	0.0%
3) Contributions		8980-8999	0.00	0.00	0.0%
4) TOTAL OTHER FINANCING SOURCES/USES			1,507,556.00	1,124,368.00	-25.4%

Description	Resource Codes	Object Codes	2010-11 Estimated Actuals	2011-12 Budget	Percent Difference
E. NET INCREASE (DECREASE) IN NET ASSETS (C + D4)			(87,005.00)	(416,878.00)	379.1%
F. NET ASSETS					
1) Beginning Net Assets					
a) As of July 1 - Unaudited		9791	36,238,397.00	36,151,392.00	-0.2%
b) Audit Adjustments		9793	0.00	0.00	0.0%
c) As of July 1 - Audited (F1a + F1b)			36,238,397.00	36,151,392.00	-0.2%
d) Other Restatements		9795	0.00	0.00	0.0%
e) Adjusted Beginning Net Assets (F1c + F1d)			36,238,397.00	36,151,392.00	-0.2%
2) Ending Net Assets, June 30 (E + F1e)			36,151,392.00	35,734,514.00	-1.2%
Components of Ending Net Assets (Actuals)					
a) Reserve for					
Revolving Cash		9711	765,000.00		
Stores		9712	0.00		
Prepaid Expenditures		9713	0.00		
All Others		9719	0.00		
General Reserve		9730	0.00		
Legally Restricted Balance		9740	0.00		
b) Designated Amounts					
Designated for Economic Uncertainties		9770	0.00		
Designated for the Unrealized Gains of Investments and Cash in County Treasury		9775	0.00		
Other Designations		9780	35,386,392.00		
c) Undesignated Amount		9790	0.00		
d) Unappropriated Amount		9790			
Components of Ending Net Assets (Budget)					
a) Capital Assets, Net of Related Debt		9796		0.00	
b) Restricted Net Assets		9797		0.00	
c) Unrestricted Net Assets		9790		35,734,514.00	

Description	Resource Codes	Object Codes	2010-11 Estimated Actuals	2011-12 Budget	Percent Difference
G. ASSETS					
1) Cash					
a) in County Treasury		9110	35,386,392.00		
1) Fair Value Adjustment to Cash in County Treasury		9111	0.00		
b) in Banks		9120	0.00		
c) in Revolving Fund		9130	0.00		
d) with Fiscal Agent		9135	765,000.00		
e) collections awaiting deposit		9140	0.00		
2) Investments		9150	0.00		
3) Accounts Receivable		9200	0.00		
4) Due from Grantor Government		9290	0.00		
5) Due from Other Funds		9310	0.00		
6) Stores		9320	0.00		
7) Prepaid Expenditures		9330	0.00		
8) Other Current Assets		9340	0.00		
9) Fixed Assets					
a) Land		9410	0.00		
b) Land Improvements		9420	0.00		
c) Accumulated Depreciation - Land Improvements		9425	0.00		
d) Buildings		9430	0.00		
e) Accumulated Depreciation - Buildings		9435	0.00		
f) Equipment		9440	0.00		
g) Accumulated Depreciation - Equipment		9445	0.00		
h) Work in Progress		9450	0.00		
10) TOTAL, ASSETS			36,151,392.00		

Description	Resource Codes	Object Codes	2010-11 Estimated Actuals	2011-12 Budget	Percent Difference
H. LIABILITIES					
1) Accounts Payable		9500	0.00		
2) Due to Grantor Governments		9590	0.00		
3) Due to Other Funds		9610	0.00		
4) Current Loans		9640			
5) Deferred Revenue		9650	0.00		
6) Long-Term Liabilities					
a) Net OPEB Obligation		9664	0.00		
b) Compensated Absences		9665	0.00		
c) COPs Payable		9666	0.00		
d) Capital Leases Payable		9667	0.00		
e) Lease Revenue Bonds Payable		9668	0.00		
f) Other General Long-Term Liabilities		9669	0.00		
7) TOTAL, LIABILITIES			0.00		
I. NET ASSETS					
Net Assets, June 30 (G10 - H7)			36,151,392.00		

Description	Resource Codes	Object Codes	2010-11 Estimated Actuals	2011-12 Budget	Percent Difference
OTHER LOCAL REVENUE					
Other Local Revenue					
Sales					
Sale of Equipment/Supplies		8631	0.00	0.00	0.0%
Interest		8660	246,000.00	110,000.00	-55.3%
Net Increase (Decrease) in the Fair Value of Investments		8662	0.00	0.00	0.0%
Fees and Contracts					
In-District Premiums/ Contributions		8674	10,764,543.00	12,647,981.00	17.5%
All Other Fees and Contracts		8689	0.00	0.00	0.0%
Other Local Revenue					
All Other Local Revenue		8699	57,291.00	55,000.00	-4.0%
All Other Transfers In from All Others		8799	0.00	0.00	0.0%
TOTAL, OTHER LOCAL REVENUE			11,067,834.00	12,812,981.00	15.8%
TOTAL, REVENUES			11,067,834.00	12,812,981.00	15.8%

Description	Resource Codes	Object Codes	2010-11 Estimated Actuals	2011-12 Budget	Percent Difference
CERTIFICATED SALARIES					
Certificated Pupil Support Salaries		1200	10,682.00	10,000.00	-6.4%
Certificated Supervisors' and Administrators' Salaries		1300	0.00	0.00	0.0%
TOTAL, CERTIFICATED SALARIES			10,682.00	10,000.00	-6.4%
CLASSIFIED SALARIES					
Classified Support Salaries		2200	9,030.00	500.00	-94.5%
Classified Supervisors' and Administrators' Salaries		2300	78,218.00	78,226.00	0.0%
Clerical, Technical and Office Salaries		2400	264,696.00	234,307.00	-11.5%
Other Classified Salaries		2900	0.00	20,000.00	New
TOTAL, CLASSIFIED SALARIES			351,944.00	333,033.00	-5.4%
EMPLOYEE BENEFITS					
STRS		3101-3102	83.00	825.00	894.0%
PERS		3201-3202	34,492.00	54,214.00	57.2%
OASDI/Medicare/Alternative		3301-3302	13,961.00	24,942.00	78.7%
Health and Welfare Benefits		3401-3402	16,067.00	47,661.00	196.6%
Unemployment Insurance		3501-3502	2,489.00	5,522.00	121.9%
Workers' Compensation		3601-3602	4,495.00	5,146.00	14.5%
OPEB, Allocated		3701-3702	1,106.00	652.00	-41.0%
OPEB, Active Employees		3751-3752	1,606.00	1,298.00	-19.2%
PERS Reduction		3801-3802	9,722.00	6,984.00	-28.2%
Other Employee Benefits		3901-3902	0.00	0.00	0.0%
TOTAL, EMPLOYEE BENEFITS			84,021.00	147,244.00	75.2%
BOOKS AND SUPPLIES					
Books and Other Reference Materials		4200	0.00	0.00	0.0%
Materials and Supplies		4300	0.00	4,720.00	New
Noncapitalized Equipment		4400	0.00	3,617.00	New
TOTAL, BOOKS AND SUPPLIES			0.00	8,337.00	New

Description	Resource Codes	Object Codes	2010-11 Estimated Actuals	2011-12 Budget	Percent Difference
SERVICES AND OTHER OPERATING EXPENSES					
Subagreements for Services		5100	0.00	0.00	0.0%
Travel and Conferences		5200	500.00	500.00	0.0%
Dues and Memberships		5300	0.00	0.00	0.0%
Insurance		5400-5450	2,027,269.00	1,956,408.00	-3.5%
Operations and Housekeeping Services		5500	0.00	0.00	0.0%
Rentals, Leases, Repairs, and Noncapitalized Improvements		5600	0.00	0.00	0.0%
Transfers of Direct Costs - Interfund		5750	5,000.00	5,000.00	0.0%
Professional/Consulting Services and Operating Expenditures		5800	10,182,979.00	11,893,705.00	16.8%
Communications		5900	0.00	0.00	0.0%
TOTAL, SERVICES AND OTHER OPERATING EXPENSES			12,215,748.00	13,855,613.00	13.4%
DEPRECIATION					
Depreciation Expense		6900	0.00	0.00	0.0%
TOTAL, DEPRECIATION			0.00	0.00	0.0%
TOTAL, EXPENSES			12,662,395.00	14,354,227.00	13.4%

Description	Resource Codes	Object Codes	2010-11 Estimated Actuals	2011-12 Budget	Percent Difference
INTERFUND TRANSFERS					
INTERFUND TRANSFERS IN					
Other Authorized Interfund Transfers In		8919	4,273,041.00	1,790,843.00	-58.1%
(a) TOTAL, INTERFUND TRANSFERS IN			4,273,041.00	1,790,843.00	-58.1%
INTERFUND TRANSFERS OUT					
Other Authorized Interfund Transfers Out		7619	2,765,485.00	666,475.00	-75.9%
(b) TOTAL, INTERFUND TRANSFERS OUT			2,765,485.00	666,475.00	-75.9%
OTHER SOURCES/USES					
SOURCES					
Other Sources					
Transfers from Funds of Lapsed/Reorganized LEAs		8965	0.00	0.00	0.0%
(c) TOTAL, SOURCES			0.00	0.00	0.0%
USES					
Transfers of Funds from Lapsed/Reorganized LEAs		7651	0.00	0.00	0.0%
(d) TOTAL, USES			0.00	0.00	0.0%
TOTAL, OTHER FINANCING SOURCES/USES (a - b + c - d)			1,507,556.00	1,124,368.00	-25.4%

Description	Function Codes	Object Codes	2010-11 Estimated Actuals	2011-12 Budget	Percent Difference
A. REVENUES					
1) Revenue Limit Sources		8010-8099	0.00	0.00	0.0%
2) Federal Revenue		8100-8299	0.00	0.00	0.0%
3) Other State Revenue		8300-8599	0.00	0.00	0.0%
4) Other Local Revenue		8600-8799	11,067,834.00	12,812,981.00	15.8%
5) TOTAL, REVENUES			11,067,834.00	12,812,981.00	15.8%
B. EXPENSES (Objects 1000-7999)					
1) Instruction	1000-1999		0.00	0.00	0.0%
2) Instruction - Related Services	2000-2999		0.00	0.00	0.0%
3) Pupil Services	3000-3999		0.00	0.00	0.0%
4) Ancillary Services	4000-4999		0.00	0.00	0.0%
5) Community Services	5000-5999		0.00	0.00	0.0%
6) Enterprise	6000-6999		12,662,395.00	14,354,227.00	13.4%
7) General Administration	7000-7999		0.00	0.00	0.0%
8) Plant Services	8000-8999		0.00	0.00	0.0%
9) Other Outgo	9000-9999	Except 7600-7699	0.00	0.00	0.0%
10) TOTAL, EXPENSES			12,662,395.00	14,354,227.00	13.4%
C. EXCESS (DEFICIENCY) OF REVENUES OVER EXPENSES BEFORE OTHER FINANCING SOURCES AND USES (A5 - B10)			(1,594,561.00)	(1,541,246.00)	-3.3%
D. OTHER FINANCING SOURCES/USES					
1) Interfund Transfers					
a) Transfers In		8900-8929	4,273,041.00	1,790,843.00	-58.1%
b) Transfers Out		7600-7629	2,765,485.00	666,475.00	-75.9%
2) Other Sources/Uses					
a) Sources		8930-8979	0.00	0.00	0.0%
b) Uses		7630-7699	0.00	0.00	0.0%
3) Contributions		8980-8999	0.00	0.00	0.0%
4) TOTAL, OTHER FINANCING SOURCES/USES			1,507,556.00	1,124,368.00	-25.4%

Description	Function Codes	Object Codes	2010-11 Estimated Actuals	2011-12 Budget	Percent Difference
E. NET INCREASE (DECREASE) IN NET ASSETS (C + D4)			(87,005.00)	(416,878.00)	379.1%
F. NET ASSETS					
1) Beginning Net Assets					
a) As of July 1 - Unaudited		9791	36,238,397.00	36,151,392.00	-0.2%
b) Audit Adjustments		9793	0.00	0.00	0.0%
c) As of July 1 - Audited (F1a + F1b)			36,238,397.00	36,151,392.00	-0.2%
d) Other Restatements		9795	0.00	0.00	0.0%
e) Adjusted Beginning Net Assets (F1c + F1d)			36,238,397.00	36,151,392.00	-0.2%
2) Ending Net Assets, June 30 (E + F1e)					
Components of Ending Net Assets (Actuals)					
a) Reserve for					
Revolving Cash		9711	765,000.00		
Stores		9712	0.00		
Prepaid Expenditures		9713	0.00		
All Others		9719	0.00		
General Reserve		9730	0.00		
Legally Restricted Balance		9740	0.00		
b) Designated Amounts					
Designated for Economic Uncertainties		9770	0.00		
Designated for the Unrealized Gains of Investments and Cash in County Treasury		9775	0.00		
Other Designations (by Resource/Object)		9780	35,386,392.00		
c) Undesignated Amount					
			0.00		
Components of Ending Net Assets (Budget)					
a) Capital Assets, Net of Related Debt					
				0.00	
b) Restricted Net Assets					
				0.00	
c) Unrestricted Net Assets					
				35,734,514.00	

<u>Resource</u>	<u>Description</u>	<u>2010-11 Estimated Actuals</u>	<u>2011-12 Budget</u>
Total, Restricted Balance		0.00	0.00

Description	Resource Codes	Object Codes	2010-11 Estimated Actuals	2011-12 Budget	Percent Difference
A. REVENUES					
1) Revenue Limit Sources		8010-8099	0.00	0.00	0.0%
2) Federal Revenue		8100-8299	0.00	0.00	0.0%
3) Other State Revenue		8300-8599	0.00	0.00	0.0%
4) Other Local Revenue		8600-8799	40,098.00	700.00	-98.3%
5) TOTAL, REVENUES			40,098.00	700.00	-98.3%
B. EXPENSES					
1) Certificated Salaries		1000-1999	0.00	0.00	0.0%
2) Classified Salaries		2000-2999	0.00	0.00	0.0%
3) Employee Benefits		3000-3999	0.00	0.00	0.0%
4) Books and Supplies		4000-4999	0.00	0.00	0.0%
5) Services and Other Operating Expenses		5000-5999	33,430.00	0.00	-100.0%
6) Depreciation		6000-6999	0.00	0.00	0.0%
7) Other Outgo (excluding Transfers of Indirect Costs)		7100-7299, 7400-7499	0.00	0.00	0.0%
8) Other Outgo - Transfers of Indirect Costs		7300-7399	0.00	0.00	0.0%
9) TOTAL, EXPENSES			33,430.00	0.00	-100.0%
C. EXCESS (DEFICIENCY) OF REVENUES OVER EXPENSES BEFORE OTHER FINANCING SOURCES AND USES (A5 - B9)			6,668.00	700.00	-89.5%
D. OTHER FINANCING SOURCES/USES					
1) Interfund Transfers					
a) Transfers In		8900-8929	0.00	0.00	0.0%
b) Transfers Out		7600-7629	0.00	0.00	0.0%
2) Other Sources/Uses					
a) Sources		8930-8979	0.00	0.00	0.0%
b) Uses		7630-7699	0.00	0.00	0.0%
3) Contributions		8980-8999	0.00	0.00	0.0%
4) TOTAL, OTHER FINANCING SOURCES/USES			0.00	0.00	0.0%

Description	Resource Codes	Object Codes	2010-11 Estimated Actuals	2011-12 Budget	Percent Difference
E. NET INCREASE (DECREASE) IN NET ASSETS (C + D4)			6,668.00	700.00	-89.5%
F. NET ASSETS					
1) Beginning Net Assets					
a) As of July 1 - Unaudited		9791	261,322.00	267,990.00	2.6%
b) Audit Adjustments		9793	0.00	0.00	0.0%
c) As of July 1 - Audited (F1a + F1b)			261,322.00	267,990.00	2.6%
d) Other Restatements		9795	0.00	0.00	0.0%
e) Adjusted Beginning Net Assets (F1c + F1d)			261,322.00	267,990.00	2.6%
2) Ending Net Assets, June 30 (E + F1e)			267,990.00	268,690.00	0.3%
Components of Ending Net Assets (Actuals)					
a) Reserve for					
Revolving Cash		9711	0.00		
Stores		9712	0.00		
Prepaid Expenditures		9713	0.00		
All Others		9719	0.00		
General Reserve		9730	0.00		
Legally Restricted Balance		9740	0.00		
b) Designated Amounts					
Designated for Economic Uncertainties		9770	0.00		
Designated for the Unrealized Gains of Investments and Cash in County Treasury		9775	0.00		
Other Designations		9780	267,990.00		
c) Undesignated Amount		9790	0.00		
d) Unappropriated Amount		9790			
Components of Ending Net Assets (Budget)					
a) Capital Assets, Net of Related Debt		9796		0.00	
b) Restricted Net Assets		9797		0.00	
c) Unrestricted Net Assets		9790		268,690.00	

Description	Resource Codes	Object Codes	2010-11 Estimated Actuals	2011-12 Budget	Percent Difference
G. ASSETS					
1) Cash					
a) in County Treasury		9110	267,990.00		
1) Fair Value Adjustment to Cash in County Treasury		9111	0.00		
b) in Banks		9120	0.00		
c) in Revolving Fund		9130	0.00		
d) with Fiscal Agent		9135	0.00		
e) collections awaiting deposit		9140	0.00		
2) Investments		9150	0.00		
3) Accounts Receivable		9200	0.00		
4) Due from Grantor Government		9290	0.00		
5) Due from Other Funds		9310	0.00		
6) Stores		9320	0.00		
7) Prepaid Expenditures		9330	0.00		
8) Other Current Assets		9340	0.00		
9) Fixed Assets					
a) Land		9410	0.00		
b) Land Improvements		9420	0.00		
c) Accumulated Depreciation - Land Improvements		9425	0.00		
d) Buildings		9430	0.00		
e) Accumulated Depreciation - Buildings		9435	0.00		
f) Equipment		9440	0.00		
g) Accumulated Depreciation - Equipment		9445	0.00		
h) Work in Progress		9450	0.00		
10) TOTAL ASSETS			267,990.00		

Description	Resource Codes	Object Codes	2010-11 Estimated Actuals	2011-12 Budget	Percent Difference
H. LIABILITIES					
1) Accounts Payable		9500	0.00		
2) Due to Grantor Governments		9590	0.00		
3) Due to Other Funds		9610	0.00		
4) Current Loans		9640			
5) Deferred Revenue		9650	0.00		
6) Long-Term Liabilities					
a) Net OPEB Obligation		9664	0.00		
b) Compensated Absences		9665	0.00		
c) COPs Payable		9666	0.00		
d) Capital Leases Payable		9667	0.00		
e) Lease Revenue Bonds Payable		9668	0.00		
f) Other General Long-Term Liabilities		9669	0.00		
7) TOTAL, LIABILITIES			0.00		
I. NET ASSETS					
Net Assets, June 30 (G10 - H7)			267,990.00		

Description	Resource Codes	Object Codes	2010-11 Estimated Actuals	2011-12 Budget	Percent Difference
OTHER LOCAL REVENUE					
Other Local Revenue					
Sales					
Sale of Equipment/Supplies		8631	0.00	0.00	0.0%
Interest		8660	1,500.00	700.00	-53.3%
Net Increase (Decrease) in the Fair Value of Investments		8662	0.00	0.00	0.0%
Other Local Revenue					
All Other Local Revenue		8699	38,598.00	0.00	-100.0%
TOTAL, OTHER LOCAL REVENUE			40,098.00	700.00	-98.3%
TOTAL, REVENUES			40,098.00	700.00	-98.3%

Description	Resource Codes	Object Codes	2010-11 Estimated Actuals	2011-12 Budget	Percent Difference
CERTIFICATED SALARIES					
Certificated Teachers' Salaries		1100	0.00	0.00	0.0%
Certificated Pupil Support Salaries		1200	0.00	0.00	0.0%
Certificated Supervisors' and Administrators' Salaries		1300	0.00	0.00	0.0%
Other Certificated Salaries		1900	0.00	0.00	0.0%
TOTAL, CERTIFICATED SALARIES			0.00	0.00	0.0%
CLASSIFIED SALARIES					
Classified Instructional Salaries		2100	0.00	0.00	0.0%
Classified Support Salaries		2200	0.00	0.00	0.0%
Classified Supervisors' and Administrators' Salaries		2300	0.00	0.00	0.0%
Clerical, Technical and Office Salaries		2400	0.00	0.00	0.0%
Other Classified Salaries		2900	0.00	0.00	0.0%
TOTAL, CLASSIFIED SALARIES			0.00	0.00	0.0%
EMPLOYEE BENEFITS					
STRS		3101-3102	0.00	0.00	0.0%
PERS		3201-3202	0.00	0.00	0.0%
OASDI/Medicare/Alternative		3301-3302	0.00	0.00	0.0%
Health and Welfare Benefits		3401-3402	0.00	0.00	0.0%
Unemployment Insurance		3501-3502	0.00	0.00	0.0%
Workers' Compensation		3601-3602	0.00	0.00	0.0%
OPEB, Allocated		3701-3702	0.00	0.00	0.0%
OPEB, Active Employees		3751-3752	0.00	0.00	0.0%
PERS Reduction		3801-3802	0.00	0.00	0.0%
Other Employee Benefits		3901-3902	0.00	0.00	0.0%
TOTAL, EMPLOYEE BENEFITS			0.00	0.00	0.0%
BOOKS AND SUPPLIES					
Approved Textbooks and Core Curricula Materials		4100	0.00	0.00	0.0%
Books and Other Reference Materials		4200	0.00	0.00	0.0%
Materials and Supplies		4300	0.00	0.00	0.0%
Noncapitalized Equipment		4400	0.00	0.00	0.0%
Food		4700	0.00	0.00	0.0%
TOTAL, BOOKS AND SUPPLIES			0.00	0.00	0.0%

Description	Resource Codes	Object Codes	2010-11 Estimated Actuals	2011-12 Budget	Percent Difference
SERVICES AND OTHER OPERATING EXPENSES					
Subagreements for Services		5100	0.00	0.00	0.0%
Travel and Conferences		5200	32,330.00	0.00	-100.0%
Dues and Memberships		5300	0.00	0.00	0.0%
Insurance		5400-5450	0.00	0.00	0.0%
Operations and Housekeeping Services		5500	0.00	0.00	0.0%
Rentals, Leases, Repairs, and Noncapitalized Improvements		5600	0.00	0.00	0.0%
Transfers of Direct Costs		5710	0.00	0.00	0.0%
Transfers of Direct Costs - Interfund		5750	0.00	0.00	0.0%
Professional/Consulting Services and Operating Expenditures		5800	1,100.00	0.00	-100.0%
Communications		5900	0.00	0.00	0.0%
TOTAL, SERVICES AND OTHER OPERATING EXPENSES			33,430.00	0.00	-100.0%
DEPRECIATION					
Depreciation Expense		6900	0.00	0.00	0.0%
TOTAL, DEPRECIATION			0.00	0.00	0.0%
OTHER OUTGO (excluding Transfers of Indirect Costs)					
All Other Transfers Out to All Others		7299	0.00	0.00	0.0%
TOTAL, OTHER OUTGO (excluding Transfers of Indirect Costs)			0.00	0.00	0.0%
TOTAL, EXPENSES			33,430.00	0.00	-100.0%

Description	Resource Codes	Object Codes	2010-11 Estimated Actuals	2011-12 Budget	Percent Difference
INTERFUND TRANSFERS					
INTERFUND TRANSFERS IN					
Other Authorized Interfund Transfers In		8919	0.00	0.00	0.0%
(a) TOTAL, INTERFUND TRANSFERS IN			0.00	0.00	0.0%
OTHER SOURCES/USES					
SOURCES					
Other Sources					
Transfers from Funds of Lapsed/Reorganized LEAs		8965	0.00	0.00	0.0%
All Other Financing Sources		8979	0.00	0.00	0.0%
(c) TOTAL, SOURCES			0.00	0.00	0.0%
USES					
Transfers of Funds from Lapsed/Reorganized LEAs		7651	0.00	0.00	0.0%
All Other Financing Uses		7699	0.00	0.00	0.0%
(d) TOTAL, USES			0.00	0.00	0.0%
CONTRIBUTIONS					
Contributions from Unrestricted Revenues		8980	0.00	0.00	0.0%
Contributions from Restricted Revenues		8990	0.00	0.00	0.0%
(e) TOTAL, CONTRIBUTIONS			0.00	0.00	0.0%
TOTAL, OTHER FINANCING SOURCES/USES (a + c - d + e)			0.00	0.00	0.0%

Description	Function Codes	Object Codes	2010-11 Estimated Actuals	2011-12 Budget	Percent Difference
A. REVENUES					
1) Revenue Limit Sources		8010-8099	0.00	0.00	0.0%
2) Federal Revenue		8100-8299	0.00	0.00	0.0%
3) Other State Revenue		8300-8599	0.00	0.00	0.0%
4) Other Local Revenue		8600-8799	40,098.00	700.00	-98.3%
5) TOTAL, REVENUES			40,098.00	700.00	-98.3%
B. EXPENSES (Objects 1000-7999)					
1) Instruction	1000-1999		0.00	0.00	0.0%
2) Instruction - Related Services	2000-2999		0.00	0.00	0.0%
3) Pupil Services	3000-3999		0.00	0.00	0.0%
4) Ancillary Services	4000-4999		0.00	0.00	0.0%
5) Community Services	5000-5999		33,430.00	0.00	-100.0%
6) Enterprise	6000-6999		0.00	0.00	0.0%
7) General Administration	7000-7999		0.00	0.00	0.0%
8) Plant Services	8000-8999		0.00	0.00	0.0%
9) Other Outgo	9000-9999	Except 7600-7699	0.00	0.00	0.0%
10) TOTAL, EXPENSES			33,430.00	0.00	-100.0%
C. EXCESS (DEFICIENCY) OF REVENUES OVER EXPENSES BEFORE OTHER FINANCING SOURCES AND USES (A5 - B10)			6,668.00	700.00	-89.5%
D. OTHER FINANCING SOURCES/USES					
1) Interfund Transfers					
a) Transfers In		8900-8929	0.00	0.00	0.0%
b) Transfers Out		7600-7629	0.00	0.00	0.0%
2) Other Sources/Uses					
a) Sources		8930-8979	0.00	0.00	0.0%
b) Uses		7630-7699	0.00	0.00	0.0%
3) Contributions		8980-8999	0.00	0.00	0.0%
4) TOTAL, OTHER FINANCING SOURCES/USES			0.00	0.00	0.0%

Description	Function Codes	Object Codes	2010-11 Estimated Actuals	2011-12 Budget	Percent Difference
E. NET INCREASE (DECREASE) IN NET ASSETS (C + D4)			6,668.00	700.00	-89.5%
F. NET ASSETS					
1) Beginning Net Assets					
a) As of July 1 - Unaudited		9791	261,322.00	267,990.00	2.6%
b) Audit Adjustments		9793	0.00	0.00	0.0%
c) As of July 1 - Audited (F1a + F1b)			261,322.00	267,990.00	2.6%
d) Other Restatements		9795	0.00	0.00	0.0%
e) Adjusted Beginning Net Assets (F1c + F1d)			261,322.00	267,990.00	2.6%
2) Ending Net Assets, June 30 (E + F1e)					
Components of Ending Net Assets (Actuals)					
a) Reserve for					
Revolving Cash		9711	0.00		
Stores		9712	0.00		
Prepaid Expenditures		9713	0.00		
All Others		9719	0.00		
General Reserve		9730	0.00		
Legally Restricted Balance		9740	0.00		
b) Designated Amounts					
Designated for Economic Uncertainties		9770	0.00		
Designated for the Unrealized Gains of Investments and Cash in County Treasury		9775	0.00		
Other Designations (by Resource/Object)		9780	267,990.00		
c) Undesignated Amount					
			0.00		
Components of Ending Net Assets (Budget)					
a) Capital Assets, Net of Related Debt					
		9796		0.00	
b) Restricted Net Assets					
		9797		0.00	
c) Unrestricted Net Assets					
		9790		268,690.00	

Resource	Description	2010-11 Estimated Actuals	2011-12 Budget
	Total, Restricted Balance	0.00	0.00

Description	2010-11 Estimated Actuals			2011-12 Budget		
	P-2 ADA	Annual ADA	Revenue Limit ADA	Estimated P-2 ADA	Estimated Annual ADA	Estimated Revenue Limit ADA
ELEMENTARY						
1. General Education			26,169.68	25,509.70	25,440.36	25,586.58
a. Kindergarten	2,622.83	2,641.19				
b. Grades One through Three	8,344.87	8,355.72				
c. Grades Four through Six	8,682.00	8,698.50				
d. Grades Seven and Eight	5,874.57	5,885.86				
e. Opportunity Schools and Full-Day Opportunity Classes	16.59	32.00				
f. Home and Hospital	5.37	4.00				
g. Community Day School	0.00	0.00				
2. Special Education						
a. Special Day Class	1,205.43	1,135.00	1,140.00	1,219.92	1,200.00	1,220.00
b. Nonpublic, Nonsectarian Schools (EC 56366[a][7])	41.59	47.00	47.47	42.00	42.00	42.00
c. Nonpublic, Nonsectarian Schools - Licensed Children's Institutions	6.70	7.00	8.56	8.00	8.00	8.00
3. TOTAL, ELEMENTARY	26,799.95	26,806.27	27,365.71	26,779.62	26,690.36	26,856.58
HIGH SCHOOL						
4. General Education			12,213.41	12,621.54	12,378.05	12,655.70
a. Grades Nine through Twelve	12,083.20	11,911.43				
b. Continuation Education	406.37	435.46				
c. Opportunity Schools and Full-Day Opportunity Classes	219.46	194.00				
d. Home and Hospital	7.63	3.00				
e. Community Day School	0.00	0.00				
5. Special Education						
a. Special Day Class	558.72	560.00	550.00	574.08	570.00	574.00
b. Nonpublic, Nonsectarian Schools (EC 56366[a][7])	25.60	24.00	23.41	23.00	23.00	23.00
c. Nonpublic, Nonsectarian Schools - Licensed Children's Institutions	75.52	88.00	87.60	73.00	73.00	73.00
6. TOTAL, HIGH SCHOOL	13,376.50	13,215.89	12,874.42	13,291.62	13,044.05	13,325.70
COUNTY SUPPLEMENT						
7. County Community Schools (EC 1982[a])						
a. Elementary	10.68	10.68	10.68	11.00	11.00	11.00
b. High School	45.56	45.56	45.56	45.00	45.00	45.00
8. Special Education						
a. Special Day Class - Elementary	0.00	0.00	0.00	0.00	0.00	0.00
b. Special Day Class - High School	0.00	0.00	0.00	0.00	0.00	0.00
c. Nonpublic, Nonsectarian Schools - Elementary	0.00	0.00	0.00	0.00	0.00	0.00
d. Nonpublic, Nonsectarian Schools - High School	0.00	0.00	0.00	0.00	0.00	0.00
e. Nonpublic, Nonsectarian Schools - Licensed Children's Institutions - Elementary	0.00	0.00	0.00	0.00	0.00	0.00
f. Nonpublic, Nonsectarian Schools - Licensed Children's Institutions - High School	0.00	0.00	0.00	0.00	0.00	0.00
9. TOTAL, ADA REPORTED BY COUNTY OFFICES	56.24	56.24	56.24	56.00	56.00	56.00
10. TOTAL, K-12 ADA (sum lines 3, 6, and 9)	40,232.69	40,078.40	40,296.37	40,127.24	39,790.41	40,238.28
11. ADA for Necessary Small Schools also included in lines 3 and 6.			0.00			0.00
12. REGIONAL OCCUPATIONAL CENTERS & PROGRAMS*						

Description	2010-11 Estimated Actuals			2011-12 Budget		
	P-2 ADA	Annual ADA	Revenue Limit ADA	Estimated P-2 ADA	Estimated Annual ADA	Estimated Revenue Limit ADA
CLASSES FOR ADULTS						
13. Concurrently Enrolled Secondary Students*						
14. Adults Enrolled, State Apportioned*						
15. Students 21 Years or Older and Students 19 or Older Not Continuously Enrolled Since Their 18th Birthday, Participating in Full-Time Independent Study*						
16. TOTAL, CLASSES FOR ADULTS (sum lines 13 through 15)						
17. Adults in Correctional Facilities	0.00	0.00	0.00	0.00	0.00	0.00
18. TOTAL, ADA (sum lines 10, 12, 16, and 17)	40,232.69	40,078.40	40,296.37	40,127.24	39,790.41	40,238.28
SUPPLEMENTAL INSTRUCTIONAL HOURS						
19. ELEMENTARY*						
20. HIGH SCHOOL*						
21. TOTAL, SUPPLEMENTAL INSTRUCTIONAL HOURS (sum lines 19 and 20)						
COMMUNITY DAY SCHOOLS - Additional Funds						
22. ELEMENTARY						
a. 5th & 6th Hour (ADA) - Mandatory Expelled Pupils only	0.00	0.00	0.00	0.00	0.00	0.00
b. 7th & 8th Hour Pupil Hours (Hours)*						
23. HIGH SCHOOL						
a. 5th & 6th Hour (ADA) - Mandatory Expelled Pupils only	0.00	0.00	0.00	0.00	0.00	0.00
b. 7th & 8th Hour Pupil Hours (Hours)*						
CHARTER SCHOOLS						
24. Charter ADA Funded Through the Block Grant						
a. Charters Sponsored by Unified Districts - Resident (EC 47660) (applicable only for unified districts with Charter School General Purpose Block Grant Offset recorded on line 30 in Form RL)	0.00	0.00	0.00	0.00	0.00	0.00
b. All Other Block Grant Funded Charters	163.00	163.00	163.00	189.00	189.00	189.00
25. Charter ADA Funded Through the Revenue Limit	0.00	0.00	0.00	0.00	0.00	0.00
26. TOTAL, CHARTER SCHOOLS ADA (sum lines 24a, 24b, and 25)	163.00	163.00	163.00	189.00	189.00	189.00
27. SUPPLEMENTAL INSTRUCTIONAL HOURS*						

*ADA is no longer collected as a result of flexibility provisions of SBX3 4 (Chapter 12, Statutes of 2009), currently in effect for a five-year period from 2008-09 through 2012-13.

	Projected July 11	Projected August 11	Projected September 11	Projected October 11	Projected November 11	Projected December 11	Projected January 12	Projected February 12	Projected March 12	Projected April 12	Projected May 12	Projected June 12	Estimated Accruals & Carryover
BEGINNING CASH 7/1	67,331,663	81,724,626	88,542,549	93,439,608	79,311,910	77,864,748	93,912,193	126,113,459	108,210,107	90,890,529	86,872,355	71,147,072	
RECEIPTS:													
REVENUE LIMIT													
State Aid-Current Year	0	180,000	17,163,844	0	13,432,573	13,432,573	38,058,956	1,462,508	0	10,148,055	3,283,518	0	52,057,786
Property Tax	3,082,888	2,586,528	0	5,943,808	5,517,808	15,643,015	6,006,580	11,167	11,167	5,149,313	8,223,500	613,366	0
Other	79,473	51,334	146,946	146,946	146,946	146,946	140,946	146,946	146,946	146,946	146,946	147,651	(858,936)
Federal Revenue	3,531,887	91,937	442,163	298,022	1,074,870	4,228,055	234,731	3,770,911	4,178,854	911,933	2,424,523	2,441,443	0
Other State Revenue	3,467,827	729,734	6,375,408	2,363,486	4,006,865	6,878,476	12,925,231	1,908,485	5,462,177	4,241,976	2,727,445	3,206,029	10,867,107
Other Local Revenue	173,288	175,288	158,288	210,288	1,189,846	210,288	158,288	158,288	253,798	158,288	200,798	185,059	0
Interfund Transfers In	0	0	0	0	0	0	0	0	0	0	0	0	728,124
Accounts Receivable	513,600	338,600	539,000	37,800	115,200	8,400	200	0	9,400	334,900	60,000	43,000	0
Due From Grantor Government	24,014,900	17,983,000	9,133,600	1,680,700	191,100	0	1,508,200	0	0	34,300	(2,048,200)	(1,470,000)	0
Other Receipts/Non-Revenue	716,069	1,483,610	93,450	1,300	2,800	(16,220)	(33,650)	0	(4,400)	17,400	8,350	13,550	62,514,081
TOTAL RECEIPTS	35,573,963	23,620,042	34,022,770	10,692,361	25,677,808	40,532,544	58,006,494	7,488,315	10,058,042	21,144,022	15,028,890	5,151,997	
DISBURSEMENTS:													
Certificated Salaries	10,328,373	3,634,832	7,122,876	8,962,561	11,936,335	27,107,790	19,471,786	5,995,807	10,063,042	10,608,467	13,723,212	6,592,547	3,055,363
Classified Salaries	5,416,886	5,416,886	13,929,135	13,929,135	13,929,135	13,929,135	13,929,135	13,929,135	13,929,135	13,929,135	14,702,876	14,702,876	2,703,587
Employee Benefits	1,943,203	2,112,178	3,379,484	3,379,484	3,801,920	3,590,702	3,379,484	3,379,484	3,801,920	4,177,898	5,073,162	4,774,740	3,879,477
Books and Supplies	6,565,268	4,177,898	2,347,370	4,774,740	5,371,583	4,177,898	4,774,740	4,774,740	4,774,740	4,177,898	5,073,162	2,552,020	4,638,169
Services	170,135	680,539	1,361,077	2,211,750	425,337	340,269	808,140	595,471	680,539	510,404	2,041,616	4,907,226	9,438,974
Capital Outlay	377,479	377,479	377,479	377,479	2,264,874	2,264,874	3,397,311	2,642,353	4,152,268	3,019,832	4,152,268	4,907,226	1,790,939
Other Outgo	0	0	0	0	69,551	34,776	104,327	69,551	17,388	139,102	869,388	382,531	(886,576)
Interfund Transfers Out	0	0	0	0	0	0	0	0	0	0	0	0	0
Accounts Payable	4,462,960	828,060	10,725	0	8,393	8,393	23,782	933	21,630	6,342	2,052	0	0
Due To Grantor Government	2,006,040	1,844,520	3,500,710	84,460	59,740	139,050	388,310	0	0	0	206,000	551,050	0
Other Disbursements/Non-Revenue	39,009	1,366,560	3,100,000	53,010	1,184,440	0	0	0	0	0	114,000	62,700	0
TOTAL DISBURSEMENTS	21,581,001	16,802,119	28,125,710	24,810,059	27,124,972	24,485,097	26,605,228	25,391,667	27,377,820	25,163,186	30,752,183	31,735,162	24,855,933
NET INCREASE/DECREASE	13,992,963	6,817,923	4,897,059	(14,127,698)	(1,447,164)	16,047,447	32,201,266	(17,903,352)	(17,318,578)	(4,016,174)	(15,725,263)	(20,583,165)	
ENDING CASH	81,724,626	88,542,549	93,439,608	79,311,910	77,864,748	93,912,193	126,113,459	108,210,107	90,890,529	86,872,355	71,147,072	44,563,907	

Current Expense Formula/Minimum Classroom Compensation

PART I - CURRENT EXPENSE FORMULA	Total Expense for Year (1)	EDP No.	Reductions (See Note 1) (2)	EDP No.	Current Expense of Education (Col 1 - Col 2) (3)	EDP No.	Reductions (Extracted) (See Note 2) (4a)	Reductions (Overrides)* (See Note 2) (4b)	EDP No.	Current Expense-Part II (Col 3 - Col 4) (5)	EDP No.
1000 - Certificated Salaries	153,563,327.00	301	441,906.00	303	153,121,421.00	305	4,022,841.00		307	149,098,580.00	309
2000 - Classified Salaries	41,540,934.00	311	683,700.00	313	40,857,234.00	315	1,790,244.00		317	39,066,990.00	319
3000 - Employee Benefits (Excluding 3600)	57,072,728.00	321	1,019,935.00	323	56,052,793.00	325	1,451,791.00		327	54,601,002.00	329
4000 - Books, Supplies Equip Replace. (6500)	15,498,454.00	331	186,676.00	333	15,311,778.00	335	2,503,165.00		337	12,808,613.00	339
5000 - Services . . . & 7300 - Indirect Costs	43,077,217.00	341	1,142.00	343	43,076,075.00	345	21,850,493.00		347	21,225,582.00	349
TOTAL					308,419,301.00	365			TOTAL	276,800,767.00	369

Note 1 - In Column 2, report expenditures for the following programs: Nonagency (Goals 7100-7199), Community Services (Goal 8100), Food Services (Function 3700), Fringe Benefits for Retired Persons (Objects 3701-3702), and Facilities Acquisition & Construction (Function 8500).

Note 2 - In Column 4, report expenditures for: Transportation (Function 3600), Lottery Expenditures (Resource 1100), Special Education Students in Nonpublic Schools (Function 1180), and other federal or state categorical aid in which funds were granted for expenditures in a program not incurring any teacher salary expenditures or requiring disbursement of the funds without regard to the requirements of EC Section 41372.

* If an amount (even zero) is entered in any row of Column 4b or in Line 13b, the form uses only the values in Column 4b and Line 13b rather than the values in Column 4a and Line 13a.

PART II: MINIMUM CLASSROOM COMPENSATION (Instruction, Functions 1000-1999)		Object	EDP No.
1. Teacher Salaries as Per EC 41011		1100	375
2. Salaries of Instructional Aides Per EC 41011		2100	380
3. STRS		3101 & 3102	382
4. PERS		3201 & 3202	383
5. OASDI - Regular, Medicare and Alternative		3301 & 3302	384
6. Health & Welfare Benefits (EC 41372) (Include Health, Dental, Vision, Pharmaceutical, and Annuity Plans)		3401 & 3402	385
7. Unemployment Insurance		3501 & 3502	390
8. Workers' Compensation Insurance		3601 & 3602	392
9. OPEB, Active Employees (EC 41372)		3751 & 3752	396
10. Other Benefits (EC 22310)		3901 & 3902	393
11. SUBTOTAL Salaries and Benefits (Sum Lines 1 - 10)			395
12. Less: Teacher and Instructional Aide Salaries and Benefits deducted in Column 2			
13a. Less: Teacher and Instructional Aide Salaries and Benefits (other than Lottery) deducted in Column 4a (Extracted)			396
b. Less: Teacher and Instructional Aide Salaries and Benefits (other than Lottery) deducted in Column 4b (Overrides)*			396
14. TOTAL SALARIES AND BENEFITS			397
15. Percent of Current Cost of Education Expended for Classroom Compensation (EDP 397 divided by EDP 369) Line 15 must equal or exceed 60% for elementary, 55% for unified and 50% for high school districts to avoid penalty under provisions of EC 41372			62.28%
16. District is exempt from EC 41372 because it meets the provisions of EC 41374. (If exempt, enter 'X')			

PART III: DEFICIENCY AMOUNT	
A deficiency amount (Line 5) is only applicable to districts not meeting the minimum classroom compensation percentage required under EC 41372 and not exempt under the provisions of EC 41374.	
1. Minimum percentage required (60% elementary, 55% unified, 50% high)	55.00%
2. Percentage spent by this district (Part II, Line 15)	62.28%
3. Percentage below the minimum (Part III, Line 1 minus Line 2)	0.00%
4. District's Current Expense of Education after reductions in columns 4a or 4b (Part I, EDP 369)	276,800,767.00
5. Deficiency Amount (Part III, Line 3 times Line 4)	0.00

Current Expense Formula/Minimum Classroom Compensation

PART I - CURRENT EXPENSE FORMULA	Total Expense for Year (1)	EDP No.	Reductions (See Note 1) (2)	EDP No.	Current Expense of Education (Col 1 - Col 2) (3)	EDP No.	Reductions (Extracted) (See Note 2) (4a)	Reductions (Overrides)* (See Note 2) (4b)	EDP No.	Current Expense-Part II (Col 3 - Col 4) (5)	EDP No.
1000 - Certificated Salaries	154,768,165.00	301	409,654.00	303	154,358,511.00	305	3,625,536.00		307	150,732,975.00	309
2000 - Classified Salaries	42,243,551.00	311	639,579.00	313	41,603,972.00	315	1,544,793.00		317	40,059,179.00	319
3000 - Employee Benefits (Excluding 3800)	58,926,277.00	321	778,474.00	323	58,147,803.00	325	1,357,097.00		327	56,790,706.00	329
4000 - Books, Supplies Equip Replace. (6500)	17,079,465.00	331	173,973.00	333	16,905,492.00	335	3,622,838.00		337	13,282,654.00	339
5000 - Services . . & 7300 - Indirect Costs	36,791,319.00	341	149,009.00	343	36,642,310.00	345	19,852,952.00		347	16,789,358.00	349
TOTAL					307,658,088.00	365			TOTAL	277,654,872.00	369

Note 1 - In Column 2, report expenditures for the following programs: Nonagency (Goals 7100-7199), Community Services (Goal 8100), Food Services (Function 3700), Fringe Benefits for Retired Persons (Objects 3701-3702), and Facilities Acquisition & Construction (Function 8500).

Note 2 - In Column 4, report expenditures for: Transportation (Function 3600), Lottery Expenditures (Resource 1100), Special Education Students in Nonpublic Schools (Function 1180), and other federal or state categorical aid in which funds were granted for expenditures in a program not incurring any teacher salary expenditures or requiring disbursement of the funds without regard to the requirements of EC Section 41372.

* If an amount (even zero) is entered in any row of Column 4b or in Line 13b, the form uses only the values in Column 4b and Line 13b rather than the values in Column 4a and Line 13a.

PART II: MINIMUM CLASSROOM COMPENSATION (Instruction, Functions 1000-1999)		Object	EDP No.
1. Teacher Salaries as Per EC 41011		1100	375
2. Salaries of Instructional Aides Per EC 41011		2100	380
3. STRS		3101 & 3102	382
4. PERS		3201 & 3202	383
5. OASDI - Regular, Medicare and Alternative		3301 & 3302	384
6. Health & Welfare Benefits (EC 41372) (Include Health, Dental, Vision, Pharmaceutical, and Annuity Plans)		3401 & 3402	385
7. Unemployment Insurance		3501 & 3502	390
8. Workers' Compensation Insurance		3601 & 3602	392
9. OPEB, Active Employees (EC 41372)		3751 & 3752	393
10. Other Benefits (EC 22310)		3901 & 3902	393
11. SUBTOTAL Salaries and Benefits (Sum Lines 1 - 10)			395
12. Less: Teacher and Instructional Aide Salaries and Benefits deducted in Column 2			
13a. Less: Teacher and Instructional Aide Salaries and Benefits (other than Lottery) deducted in Column 4a (Extracted)			396
b. Less: Teacher and Instructional Aide Salaries and Benefits (other than Lottery) deducted in Column 4b (Overrides)*			396
14. TOTAL SALARIES AND BENEFITS			397
15. Percent of Current Cost of Education Expended for Classroom Compensation (EDP 397 divided by EDP 369) Line 15 must equal or exceed 60% for elementary, 55% for unified and 50% for high school districts to avoid penalty under provisions of EC 41372			63.35%
16. District is exempt from EC 41372 because it meets the provisions of EC 41374. (If exempt, enter 'X')			

PART III: DEFICIENCY AMOUNT	
A deficiency amount (Line 5) is only applicable to districts not meeting the minimum classroom compensation percentage required under EC 41372 and not exempt under the provisions of EC 41374.	
1. Minimum percentage required (60% elementary, 55% unified, 50% high)	55.00%
2. Percentage spent by this district (Part II, Line 15)	63.35%
3. Percentage below the minimum (Part III, Line 1 minus Line 2)	0.00%
4. District's Current Expense of Education after reductions in columns 4a or 4b (Part I, EDP 369)	277,654,872.00
5. Deficiency Amount (Part III, Line 3 times Line 4)	0.00

July 1 Budget (Single Adoption)
2010-11 Estimated Actuals
Schedule of Long-Term Liabilities

Riverside Unified
Riverside County

33 67215 0000000
Form DEBT

	Unaudited Balance July 1	Audit Adjustments/ Restatements	Audited Balance July 1	Increases	Decreases	Ending Balance June 30	Amounts Due Within One Year
Governmental Activities:							
General Obligation Bonds Payable	157,730,000.00		157,730,000.00		3,090,000.00	154,640,000.00	4,650,000.00
State School Building Loans Payable			0.00			0.00	
Certificates of Participation Payable	16,300,000.00		16,300,000.00		1,490,000.00	14,810,000.00	1,550,000.00
Capital Leases Payable			0.00			0.00	
Lease Revenue Bonds Payable			0.00			0.00	
Other General Long-Term Debt			0.00			0.00	
Net OPEB Obligation	4,997,733.00	2,071,373.00	7,069,106.00			7,069,106.00	
Compensated Absences Payable	4,082,126.00	(291,529.00)	3,790,597.00			3,790,597.00	
Governmental activities long-term liabilities	183,109,859.00	1,779,844.00	184,889,703.00	0.00	4,580,000.00	180,309,703.00	6,200,000.00
Business-Type Activities:							
General Obligation Bonds Payable			0.00			0.00	
State School Building Loans Payable			0.00			0.00	
Certificates of Participation Payable			0.00			0.00	
Capital Leases Payable			0.00			0.00	
Lease Revenue Bonds Payable			0.00			0.00	
Other General Long-Term Debt			0.00			0.00	
Net OPEB Obligation			0.00			0.00	
Compensated Absences Payable			0.00			0.00	
Business-type activities long-term liabilities	0.00	0.00	0.00	0.00	0.00	0.00	0.00

Description	Object Codes	Lottery: Unrestricted (Resource 1100)	Transferred to Other Resources for Expenditure	Lottery: Instructional Materials (Resource 6300)*	Totals
A. AMOUNT AVAILABLE FOR THIS FISCAL YEAR					
1. Adjusted Beginning Fund Balance	9791-9795	282,104.00		1,860,979.00	2,143,083.00
2. State Lottery Revenue	8560	4,977,791.00		774,323.00	5,752,114.00
3. Other Local Revenue	8600-8799	112,007.00		0.00	112,007.00
4. Transfers from Funds of Lapsed/Reorganized Districts	8965	0.00		0.00	0.00
5. Contributions from Unrestricted Resources (Total must be zero)	8980	0.00			0.00
6. Total Available (Sum Lines A1 through A5)		5,371,902.00	0.00	2,635,302.00	8,007,204.00
B. EXPENDITURES AND OTHER FINANCING USES					
1. Certificated Salaries	1000-1999	1,771,856.00			1,771,856.00
2. Classified Salaries	2000-2999	1,269,730.00			1,269,730.00
3. Employee Benefits	3000-3999	842,308.00			842,308.00
4. Books and Supplies	4000-4999	363,300.00		77,367.00	440,667.00
5. a. Services and Other Operating Expenditures (Resource 1100)	5000-5999	798,708.00			798,708.00
b. Services and Other Operating Expenditures (Resource 6300)	5000-5999, except 5100, 5710, 5800				
c. Duplicating Costs for Instructional Materials (Resource 6300)	5100, 5710, 5800			1,622,310.00	1,622,310.00
6. Capital Outlay	6000-6999	0.00			0.00
7. Tuition	7100-7199	0.00			0.00
8. Interagency Transfers Out					
a. To Other Districts, County Offices, and Charter Schools	7211,7212,7221, 7222,7281,7282	0.00			0.00
b. To JPAs and All Others	7213,7223, 7283,7299	0.00			0.00
9. Transfers of Indirect Costs	7300-7399				
10. Debt Service	7400-7499	0.00			0.00
11. All Other Financing Uses	7630-7699	0.00			0.00
12. Total Expenditures and Other Financing Uses (Sum Lines B1 through B11)		5,045,902.00	0.00	1,699,677.00	6,745,579.00
C. ENDING BALANCE					
(Must equal Line A6 minus Line B12)	979Z	326,000.00	0.00	935,625.00	1,261,625.00
D. COMMENTS:					
Purchase of Scholastic, Inc.'s Read 180 software for reading intervention and assessment as a base instructional program used to increase reading achievement for students including struggling readers, students with special needs and English Learners.					

Data from this report will be used to prepare a report to the Legislature as required by Control Section 24.60 of the Budget Act.

*Pursuant to Government Code Section 8880.4.5(a)2(B) and the definition in Education Code Section 60010(h), Resource 6300 funds are to be used for the purchase of instructional materials only. Any amounts in the shaded cells of this column should be reviewed for appropriateness.

Section I - Expenditures	Funds 01, 09, and 62			2010-11 Expenditures
	Goals	Functions	Objects	
A. Total state, federal, and local expenditures (all resources)	All	All	1000-7999	317,709,671.00
B. Less all federal expenditures not allowed for MOE (Resources 3000-5999, except 3330, 3340, 3355, 3360, 3370, 3375, 3385, and 3405)	All	All	1000-7999	40,435,170.00
C. Less state and local expenditures not allowed for MOE: (All resources, except federal as identified in Line B)				
1. Community Services	All	5000-5999	1000-7999 except 3801-3802	58,170.00
2. Capital Outlay	All except 7100-7199	All except 5000-5999	6000-6999	815,759.00
3. Debt Service	All	9100	5400-5450, 5800, 7430- 7439	0.00
4. Other Transfers Out	All	9200	7200-7299	0.00
5. Interfund Transfers Out	All	9300	7600-7629	5,605,960.00
6. All Other Financing Uses	All	9100	7699	0.00
		9200	7651	
7. Nonagency	7100-7199	All except 5000-5999, 9000-9999	1000-7999 except 3801-3802	3,177.00
8. Tuition (Revenue, in lieu of expenditures, to approximate costs of services for which tuition is received)	All	All	8710	0.00
9. PERS Reduction	All	All	3801-3802	480,683.00
10. Supplemental expenditures made as a result of a Presidentially declared disaster	Manually entered. Must not include expenditures in lines B, C1-C9, D1, or D2.			
11. Total state and local expenditures not allowed for MOE calculation (Sum lines C1 through C10)				6,963,749.00
D. Plus additional MOE expenditures:				
1. Expenditures to cover deficits for food services (Funds 13 and 61) (If negative, then zero)	All	All	1000-7143, 7300-7439 minus 8000-8699	0.00
2. Expenditures to cover deficits for student body activities	Manually entered. Must not include expenditures in lines A or D1.			
E. Total expenditures before adjustments (Line A minus lines B and C11, plus lines D1 and D2)				270,310,752.00
F. Charter school expenditure adjustments (From Section V)				0.00
G. Total expenditures subject to MOE (Line E plus Line F)				270,310,752.00

Section II - Expenditures Per ADA		2010-11 Annual ADA/ Exps. Per ADA
A. Average Daily Attendance (Form A, Annual ADA column, lines 3, 6, and 26)		40,185.16
B. Supplemental Instructional Hours converted to ADA (Form A, Annual ADA column, lines 21 and 27 - Currently not collected due to flexibility provisions of ABX3 4)		
C. Total ADA before adjustments (Lines A plus B)		40,185.16
D. Charter school ADA adjustments (From Section V)		0.00
E. Adjusted total ADA (Lines C plus D)		40,185.16
F. Expenditures per ADA (Line I.G divided by Line II.E)		6,726.63
Section III - MOE Calculation (For data collection only. Final determination will be done by CDE)		
	Total	Per ADA
A. Base expenditures (Preloaded expenditures from prior year official CDE MOE calculation). (Note: If the prior year MOE was not met, CDE has adjusted the prior year base to 90 percent of the preceding prior year amount rather than the actual prior year expenditure amount.)	276,408,661.69	6,883.41
1. Adjustment to base expenditure and expenditure per ADA amounts for LEAs failing prior year MOE calculation (From Section VI)	0.00	0.00
2. Total adjusted base expenditure amounts (Line A plus Line A.1)	276,408,661.69	6,883.41
B. Required effort (Line A.2 times 90%)	248,767,795.52	6,195.07
C. Current year expenditures (Line I.G and Line II.F)	270,310,752.00	6,726.63
D. MOE deficiency amount, if any (Line B minus Line C) (If negative, then zero)	0.00	0.00
E. MOE determination (If one or both of the amounts in line D are zero, the MOE requirement is met; if both amounts are positive, the MOE requirement is not met. If either column in Line A.2 or Line C equals zero, the MOE calculation is incomplete.)	MOE Met	
F. MOE deficiency percentage, if MOE not met; otherwise, zero (Line D divided by Line B) (Funding under NCLB covered programs in FY 2012-13 may be reduced by the lower of the two percentages)	0.00%	0.00%

Section IV - ARRA State Fiscal Stabilization Fund (SFSF) Expenditures and/or Education Jobs Fund Expenditures to Meet MOE Requirement (If both amounts in Line D of Section III are positive)

SFSF Expenditures (Resource 3200)/Education Jobs Fund Expenditures (Resource 3205)	Funds 01, 09, and 62			2010-11 Expenditures
	Goals	Functions	Objects	
A. Expenditures available to apply to deficiency:				
1. All Resource 3200 and/or Resource 3205 Expenditures	All	All	1000-7999	9,762,591.00
2. Less state and local expenditures not allowed for MOE:				
a. Community Services	All	5000-5999	1000-7999 except 3801-3802	0.00
b. Capital Outlay	All except 7100-7199	All except 5000-5999	6000-6999	0.00
c. Debt Service	All	9100	5400-5450, 5800, 7430-7439	0.00
d. Other Transfers Out	All	9200	7200-7299	0.00
e. Interfund Transfers Out	All	9300	7600-7629	0.00
f. All Other Financing Uses	All	9200	7699	0.00
g. Nonagency	7100-7199	All except 5000-5999, 9000-9999	1000-7999 except 3801-3802	0.00
h. PERS Reduction	All	All	3801-3802	607.00
i. Supplemental expenditures made as a result of a Presidentially declared disaster.	Manually entered. Must not include expenditures previously included.			
j. Total state and local expenditures not allowed for MOE calculation (Sum lines A2a through A2i)				607.00
3. Plus additional MOE expenditures:				
a. Expenditures to cover deficits for student body activities	Manually entered. Must not include expenditures previously included.			
4. Total SFSF/Education Jobs Fund expenditures available to apply to deficiency (Line IV.A1 minus Line IV.A2j plus Line IV.A3a)				9,761,984.00

Section IV - ARRA State Fiscal Stabilization Fund (SFSF) Expenditures and/or Education Jobs Fund Expenditures to Meet MOE Requirement (If both amounts in Line D of Section III are positive) (continued)

Aggregate Expenditures/Per ADA Expenditures	Total	Per ADA
B. MOE deficiency amount if MOE not met Col 1 (Line III.D) and Col 2 (Line III.D x Line II.E)	0.00	0.00
C. SFSF/Education Jobs Fund expenditures applied (Using lowest amount needed) (Lowest amount in Line IV.B, up to amount available in Line IV.A4)	0.00	0.00
D. Total expenditures, with adjustments, Col 1 (Line I.G plus Line IV.C)	270,310,752.00	
E. Total expenditures per ADA, with adjustments, Col 2 (Col 1 Line IV.D divided by Line II.E)		6,726.63
F. Adjusted MOE expenditures deficiency amount, Col 1 (Line IV.B minus Line IV.C)	0.00	
G. Adjusted MOE per pupil expenditure deficiency amount, Col 2 (Line III.B minus IV.E) (If negative, then zero)		0.00
H. MOE determination with SFSF/Education Jobs Fund expenditure adjustment. (If both amounts in lines F and G are positive, MOE not met. If either column in Line IV.F or IV.G equals zero, MOE requirement has been met)	MOE Met	
I. MOE adjusted deficiency percentage, if MOE not met; otherwise zero. Col 1 (Line IV.F divided by Line III.B) and Col 2 (Line IV.G divided by Line III.B) (Funding under NCLB covered programs in FY 2012-13 may be reduced by the lower of the two percentages)	0.00%	0.00%

SECTION V - Detail of Charter School Adjustments (used in Section I, Line F and Section II, Line D)		
Charter School Name	Expenditure Adjustment	ADA Adjustment
Total charter school adjustments	0.00	0.00
SECTION VI - Detail of Adjustments to Base Expenditures (used in Section III, Line A.1)		
Description of Adjustments	Total Expenditures	Expenditures Per ADA
Total adjustments to base expenditures	0.00	0.00

**July 1 Budget (Single Adoption)
General Fund
Unrestricted Resources
Revenues, Expenditures, and Changes in the Fund Balance**

Name	Object Code	Estimated Actuals 2010 - 11	Budget Year 2011-12	Year 1 2012 - 13	Year 2 2013 - 14
Revenues					
Revenue Limit Sources	8010 - 8099	\$202,906,093.00	\$193,722,817.00	\$193,209,670.00	\$190,627,055.00
Federal Revenues	8100 - 8299	\$729,625.00	\$713,540.00	\$713,540.00	\$713,540.00
Other State Revenues	8300 - 8599	\$38,803,218.00	\$31,923,944.00	\$31,867,595.00	\$31,755,964.00
Other Local Revenues	8600 - 8799	\$3,543,244.00	\$2,145,342.00	\$2,145,342.00	\$2,145,342.00
Total Revenues		\$245,982,180.00	\$228,505,643.00	\$227,936,147.00	\$225,241,901.00
Expenditures					
Certificated Salaries	1000 - 1999	\$112,667,059.00	\$122,002,902.00	\$125,834,483.00	\$125,638,308.00
Classified Salaries	2000 - 2999	\$26,506,532.00	\$27,180,666.00	\$28,097,112.00	\$28,210,169.00
Employee Benefits	3000 - 3999	\$40,125,409.00	\$43,731,524.00	\$44,454,130.00	\$44,442,007.00
Books and Supplies	4000 - 4999	\$7,405,283.00	\$7,201,585.00	\$7,201,585.00	\$7,201,585.00
Services and Other Operating	5000 - 5999	\$15,630,792.00	\$16,866,369.00	\$16,866,369.00	\$16,866,369.00
Capital Outlay	6000 - 6900	\$326,406.00	\$34,900.00	\$34,900.00	\$34,900.00
Other Outgo	7000 - 7299	\$0.00	\$70,000.00	\$70,000.00	\$70,000.00
Direct Support/Indirect Cost	7300 - 7399	(\$2,558,956.00)	(\$4,052,309.00)	(\$4,312,458.00)	(\$4,312,458.00)
Debt Service	7430 - 7439	\$0.00	\$0.00	\$0.00	\$0.00
Total Expenditures		\$200,102,525.00	\$213,025,637.00	\$218,246,121.00	\$218,150,880.00
Excess (Deficiency) of Revenues Over Other Financing Sources\Uses		\$45,879,655.00	\$15,480,006.00	\$9,690,026.00	\$7,091,021.00
Interfund Transfers In	8900 - 8929	\$750,001.00	\$728,124.00	\$728,124.00	\$728,124.00
Interfund Transfers Out	7600 - 7629	\$5,501,551.00	\$2,824,368.00	\$2,824,368.00	\$2,824,368.00
All Other Financing Sources	8930 - 8979	\$0.00	\$0.00	\$0.00	\$0.00
All Other Financing Uses	7630 - 7699	\$0.00	\$0.00	\$0.00	\$0.00
Contributions	8980 - 8999	(\$25,261,873.00)	(\$32,094,846.00)	(\$32,094,846.00)	(\$32,994,846.00)
Total Other Financing Sources\Uses		(\$30,013,423.00)	(\$35,091,090.00)	(\$35,091,090.00)	(\$35,091,090.00)
Net Increase (Decrease) in Fund Balance		\$15,866,232.00	(\$19,611,084.00)	(\$25,401,064.00)	(\$28,000,069.00)
Fund Balance					
Beginning Fund Balance	9791	\$61,587,762.00	\$77,453,994.00	\$57,842,910.00	\$32,441,846.00
Audit Adjustments	9793	\$0.00	\$0.00	\$0.00	\$0.00
Other Restatements	9795	\$0.00	\$0.00	\$0.00	\$0.00
Adjusted Beginning Fund Balance		\$61,587,762.00	\$77,453,994.00	\$57,842,910.00	\$32,441,846.00
Ending Fund Balance		\$77,453,994.00	\$57,842,910.00	\$32,441,846.00	\$4,441,777.00
Components of Ending Fund Balance					
Reserved Balances	9700	\$0.00	\$0.00	\$0.00	\$0.00
Revolving Cash	9711	\$150,000.00	\$150,000.00	\$150,000.00	\$150,000.00
Stores	9712	\$500,000.00	\$500,000.00	\$500,000.00	\$500,000.00
Prepaid Expenditures	9713	\$0.00	\$0.00	\$0.00	\$0.00
Other Prepay	9719	\$0.00	\$0.00	\$0.00	\$0.00
General Reserve	9730	\$0.00	\$0.00	\$0.00	\$0.00
Legally Restricted Balance	9740 - 9759	\$0.00	\$0.00	\$0.00	\$0.00
Economic Uncertainties Percentage		2%	2%	2%	2%
Designated for Economic Uncertainties	9770/9789	\$6,354,194.00	\$6,339,319.00	\$6,398,303.00	\$6,412,703.00
Designated for the Unrealized Gains of Investments and Cash in County Treasury	9775	\$0.00	\$0.00	\$0.00	\$0.00
Other Designated*	9780	\$70,449,800.00	\$30,175,288.00	\$25,393,543.00	\$0.00
Undesignated/Unappropriated	9790	\$0.00	\$20,878,303.00	\$0.00	\$0.00
Negative Shortfall	9790	\$0.00	\$0.00	\$0.00	(\$2,620,925.00)

**July 1 Budget (Single Adoption)
General Fund
Restricted Resources
Revenues, Expenditures, and Changes in the Fund Balance**

Name	Object Code	Estimated Actuals 2010 - 11	Budget Year 2011-12	Year 1 2012 - 13	Year 2 2013 - 14
Revenues					
Revenue Limit Sources	8010 - 8099	\$8,892,109.00	\$8,953,173.00	\$8,954,577.00	\$8,955,785.00
Federal Revenues	8100 - 8299	\$40,565,994.00	\$22,916,889.00	\$22,916,889.00	\$22,916,889.00
Other State Revenues	8300 - 8599	\$36,079,771.00	\$33,055,361.00	\$33,040,193.00	\$33,031,265.00
Other Local Revenues	8600 - 8799	\$1,509,763.00	\$1,086,548.00	\$1,086,548.00	\$1,086,548.00
Total Revenues		\$87,047,637.00	\$66,011,971.00	\$65,998,207.00	\$65,990,487.00
Expenditures					
Certificated Salaries	1000 - 1999	\$40,896,268.00	\$32,765,263.00	\$33,345,208.00	\$33,935,418.00
Classified Salaries	2000 - 2999	\$15,034,402.00	\$15,062,885.00	\$15,180,376.00	\$15,298,782.00
Employee Benefits	3000 - 3999	\$17,431,656.00	\$15,952,732.00	\$16,057,816.00	\$16,164,412.00
Books and Supplies	4000 - 4999	\$7,784,383.00	\$9,811,880.00	\$9,811,880.00	\$9,811,880.00
Services and Other Operating	5000 - 5999	\$27,987,165.00	\$20,881,526.00	\$20,881,526.00	\$20,881,526.00
Capital Outlay	6000 - 6900	\$750,927.00	\$3,442,651.00	\$130,650.00	\$130,650.00
Other Outgo	7000 - 7299	\$0.00	\$0.00	\$0.00	\$0.00
Direct Support/Indirect Cost	7300 - 7399	\$2,018,216.00	\$3,105,733.00	\$3,343,925.00	\$3,343,925.00
Debt Service	7430 - 7439	\$0.00	\$0.00	\$0.00	\$0.00
Total Expenditures		\$111,903,017.00	\$101,022,670.00	\$98,751,381.00	\$99,566,593.00
Excess (Deficiency) of Revenues Over Other Financing Sources/Uses		(\$24,855,380.00)	(\$35,010,699.00)	(\$32,753,174.00)	(\$33,576,106.00)
Interfund Transfers In	8900 - 8929	\$0.00	\$0.00	\$0.00	\$0.00
Interfund Transfers Out	7600 - 7629	\$202,578.00	\$93,261.00	\$93,261.00	\$93,261.00
All Other Financing Sources	8930 - 8979	\$0.00	\$0.00	\$0.00	\$0.00
All Other Financing Uses	7630 - 7699	\$0.00	\$0.00	\$0.00	\$0.00
Contributions	8980 - 8999	\$25,261,873.00	\$32,994,846.00	\$32,994,846.00	\$32,994,846.00
Total Other Financing Sources/Uses		\$25,059,295.00	\$32,901,585.00	\$32,901,585.00	\$32,901,585.00
Net Increase (Decrease) in Fund Balance		\$203,915.00	(\$2,109,114.00)	\$148,411.00	(\$674,521.00)
Fund Balance					
Beginning Fund Balance	9791	\$9,428,149.00	\$9,632,064.00	\$7,522,950.00	\$7,671,361.00
Audit Adjustments	9793	\$0.00	\$0.00	\$0.00	\$0.00
Other Restatements	9795	\$0.00	\$0.00	\$0.00	\$0.00
Adjusted Beginning Fund Balance		\$9,428,149.00	\$9,632,064.00	\$7,522,950.00	\$7,671,361.00
Ending Fund Balance		\$9,632,064.00	\$7,522,950.00	\$7,671,361.00	\$6,996,840.00
Components of Ending Fund Balance					
Reserved Balances	9700	\$0.00	\$0.00	\$0.00	\$0.00
Revolving Cash	9711	\$0.00	\$0.00	\$0.00	\$0.00
Stores	9712	\$0.00	\$0.00	\$0.00	\$0.00
Prepaid Expenditures	9713	\$0.00	\$0.00	\$0.00	\$0.00
Other Prepay	9719	\$0.00	\$0.00	\$0.00	\$0.00
General Reserve	9730	\$0.00	\$0.00	\$0.00	\$0.00
Legally Restricted Balance	9740 - 9759	\$9,632,064.00	\$7,522,950.00	\$7,671,361.00	\$6,996,840.00
Designated for Economic Uncertainties	9770/9789	\$0.00	\$0.00	\$0.00	\$0.00
Designated for the Unrealized Gains of Investments and Cash in County Treasury	9775	\$0.00	\$0.00	\$0.00	\$0.00
Other Designated	9780	\$0.00	\$0.00	\$0.00	\$0.00
Undesignated/Unappropriated	9790	\$0.00	\$0.00	\$0.00	\$0.00
Negative Shortfall	9790	\$0.00	\$0.00	\$0.00	\$0.00

**July 1 Budget (Single Adoption)
General Fund
Unrestricted and Restricted Resources
Revenues, Expenditures, and Changes in the Fund Balance**

Name	Object Code	Estimated Actuals 2010 - 11	Budget Year 2011-12	Year 1 2012 - 13	Year 2 2013 - 14
Revenues					
Revenue Limit Sources	8010 - 8099	\$211,798,202.00	\$202,675,990.00	\$202,164,247.00	\$199,582,840.00
Federal Revenues	8100 - 8299	\$41,295,619.00	\$23,630,429.00	\$23,630,429.00	\$23,630,429.00
Other State Revenues	8300 - 8599	\$74,882,989.00	\$64,979,305.00	\$64,907,788.00	\$64,787,229.00
Other Local Revenues	8600 - 8799	\$5,053,007.00	\$3,231,890.00	\$3,231,890.00	\$3,231,890.00
Total Revenues		\$333,029,817.00	\$294,517,614.00	\$293,934,354.00	\$291,232,388.00
Expenditures					
Certificated Salaries	1000 - 1999	\$153,563,327.00	\$154,768,165.00	\$159,179,691.00	\$159,573,726.00
Classified Salaries	2000 - 2999	\$41,540,934.00	\$42,243,551.00	\$43,277,488.00	\$43,508,951.00
Employee Benefits	3000 - 3999	\$57,557,065.00	\$59,684,256.00	\$60,511,946.00	\$60,606,419.00
Books and Supplies	4000 - 4999	\$15,189,666.00	\$17,013,465.00	\$17,013,465.00	\$17,013,465.00
Services and Other Operating	5000 - 5999	\$43,617,957.00	\$37,747,895.00	\$37,747,895.00	\$37,747,895.00
Capital Outlay	6000 - 6900	\$1,077,333.00	\$3,477,551.00	\$165,550.00	\$165,550.00
Other Outgo	7000 - 7299	\$0.00	\$70,000.00	\$70,000.00	\$70,000.00
Direct Support/Indirect Cost	7300 - 7399	(\$540,740.00)	(\$956,576.00)	(\$968,533.00)	(\$968,533.00)
Debt Service	7430 - 7439	\$0.00	\$0.00	\$0.00	\$0.00
Total Expenditures		\$312,005,542.00	\$314,048,307.00	\$316,997,502.00	\$317,717,473.00
Excess (Deficiency) of Revenues Over Other Financing Sources\Uses		\$21,024,275.00	(\$19,530,693.00)	(\$23,063,148.00)	(\$26,485,085.00)
Other Financing Sources\Uses					
Interfund Transfers In	8900 - 8929	\$750,001.00	\$728,124.00	\$728,124.00	\$728,124.00
Interfund Transfers Out	7600 - 7629	\$5,704,129.00	\$2,917,629.00	\$2,917,629.00	\$2,917,629.00
All Other Financing Sources	8930 - 8979	\$0.00	\$0.00	\$0.00	\$0.00
All Other Financing Uses	7630 - 7699	\$0.00	\$0.00	\$0.00	\$0.00
Contributions	8980 - 8999	\$0.00	\$0.00	\$0.00	\$0.00
Total Other Financing Sources\Uses		(\$4,954,128.00)	(\$2,189,505.00)	(\$2,189,505.00)	(\$2,189,505.00)
Net Increase (Decrease) in Fund Balance		\$16,070,147.00	(\$21,720,198.00)	(\$25,252,653.00)	(\$28,674,590.00)
Fund Balance					
Beginning Fund Balance	9791	\$71,015,911.00	\$87,086,058.00	\$65,365,860.00	\$40,113,207.00
Audit Adjustments	9793	\$0.00	\$0.00	\$0.00	\$0.00
Other Restatements	9795	\$0.00	\$0.00	\$0.00	\$0.00
Adjusted Beginning Fund Balance		\$71,015,911.00	\$87,086,058.00	\$65,365,860.00	\$40,113,207.00
Ending Fund Balance		\$87,086,058.00	\$65,365,860.00	\$40,113,207.00	\$11,438,617.00
Components of Ending Fund Balance					
Reserved Balances	9700	\$0.00	\$0.00	\$0.00	\$0.00
Revolving Cash	9711	\$150,000.00	\$150,000.00	\$150,000.00	\$150,000.00
Stores	9712	\$500,000.00	\$500,000.00	\$500,000.00	\$500,000.00
Prepaid Expenditures	9713	\$0.00	\$0.00	\$0.00	\$0.00
Other Prepay	9719	\$0.00	\$0.00	\$0.00	\$0.00
General Reserve	9730	\$0.00	\$0.00	\$0.00	\$0.00
Legally Restricted Balance	9740 - 9759	\$9,632,064.00	\$7,522,950.00	\$7,671,361.00	\$6,996,840.00
Economic Uncertainties Percentage		2%	2%	2%	2%
Designated for Economic Uncertainties	9770/9789	\$6,354,194.00	\$6,339,319.00	\$6,398,303.00	\$6,412,703.00
Designated for the Unrealized Gains of Investments and Cash in County Treasury	9775	\$0.00	\$0.00	\$0.00	\$0.00
Other Designated*	9780	\$70,449,800.00	\$30,175,288.00	\$25,393,543.00	\$0.00
Undesignated/Unappropriated	9790	\$0.00	\$20,678,303.00	\$0.00	\$0.00
Negative Shortfall	9790	\$0.00	\$0.00	\$0.00	(\$2,620,926.00)

**July 1 Budget (Single Adoption)
General Fund
Unrestricted and Restricted Resources
Assumptions**

Description	Estimated Actuals 2010 - 11	Budget Year 2011-12	Year 1 2012 - 13	Year 2 2013 - 14
Revenue Limit COLA	-0.39%	2.24%	3.20%	2.70%
COLA Increase per ADA	-\$25.00	\$143.00	\$209.00	\$182.00
Base Revenue Limit per ADA	\$6,356.34	\$6,499.34	\$6,709.34	\$6,890.34
AB851 Base Revenue Add-On	\$12.73	\$13.02	\$13.43	\$13.79
Revenue Limit Deficit	18.355%	18.355%	22.246%	24.290%
California Lottery Restricted	\$17.50	\$17.50	\$17.20	\$17.20
California Lottery Unrestricted	\$112.50	\$111.00	\$110.00	\$108.75
ADA - Funded aka Revenue Limit ADA	40,296.37	40,238.28	40,136.00	39,637.00
ADA - District K-12 without County	40,232.69	40,127.24	39,628.00	38,967.00
Above Includes Attend For Success ADA Initiative	0.00	217.00	200.00	200.00
ADA - County Supplement	56.24	56.24	56.00	56.00
ADA - Charter Schools	163.00	189.00	189.00	189.00
Student Growth-Enrollment	42,313.0	42,335.0	41,823.0	41,121.0
Declining Enrollment Staffing Changes	0.0	0.0	-17.0	-23.0
Contingency Teachers	12.0	12.0	12.0	12.0
School Openings-Closings	0.0	0.0	0.0	0.0
Services/Supplies/Utilities for New Schools	\$0.00	\$0.00	\$0.00	\$0.00
Salary and Benefits				
Step and Column				
Certificated Step	1.32%	1.38%	1.38%	1.38%
Certificated Column	0.34%	0.39%	0.39%	0.39%
Classified Step & Stability	0.94%	0.78%	0.78%	0.78%
Salary and/or Benefit Negotiations	0.00%	0.00%	0.00%	0.00%
Furlough Days				
Certificated	5.0	5.0	0.0	0.0
Classified	5.0	5.0	0.0	0.0
Management	5.0	5.0	0.0	0.0
Cabinet	7.0	7.0	0.0	0.0
Salary and/or Benefit Negotiations	0.00%	0.00%	0.00%	0.00%

Description	Principal Appt. Software Data ID	2010-11 Estimated Actuals	2011-12 Budget
BASE REVENUE LIMIT PER ADA			
1. Base Revenue Limit per ADA (prior year)	0025	6,381.34	6,356.34
2. Inflation Increase	0041	(25.00)	143.00
3. All Other Adjustments	0042, 0525, 0719	12.73	13.02
4. TOTAL, BASE REVENUE LIMIT PER ADA (Sum Lines 1 through 3)	0024	6,369.07	6,512.36
REVENUE LIMIT SUBJECT TO DEFICIT			
5. Total Base Revenue Limit			
a. Base Revenue Limit per ADA (from Line 4)	0024	6,369.07	6,512.36
b. Revenue Limit ADA	0033	40,296.37	40,238.28
c. Total Base Revenue Limit (Line 5a times Line 5b)	0269	256,650,401.28	262,046,165.14
6. Allowance for Necessary Small School	0489		
7. Gain or Loss from Interdistrict Attendance Agreements	0272		
8. Meals for Needy Pupils	0090		
9. Special Revenue Limit Adjustments	0274		
10. One-time Equalization Adjustments	0275		
11. Miscellaneous Revenue Limit Adjustments	0276, 0659		
12. Less: All Charter District Revenue Limit Adjustment	0217		
13. Beginning Teacher Salary Incentive Funding	0552		
14. Less: Class Size Penalties Adjustment	0173		
15. REVENUE LIMIT SUBJECT TO DEFICIT (Sum Lines 5c through 11, plus Line 13, minus Lines 12 and 14)	0082	256,650,401.28	262,046,165.14
DEFICIT CALCULATION			
16. Deficit Factor	0281	0.82037	0.80246
17. TOTAL DEFICITED REVENUE LIMIT (Line 15 times Line 16)	0284	210,548,289.70	210,281,565.68
OTHER REVENUE LIMIT ITEMS			
18. Unemployment Insurance Revenue	0060	1,543,764.30	3,343,829.32
19. Less: Longer Day/Year Penalty	0287		
20. Less: Excess ROC/P Reserves Adjustment	0288		
21. Less: PERS Reduction	0195	633,012.00	882,028.00
22. PERS Safety Adjustment/SFUSD PERS Adjustment	0205, 0654		
23. TOTAL, OTHER REVENUE LIMIT ITEMS (Sum Lines 18 and 22, minus Lines 19 through 21)	---	910,752.30	2,461,801.32
24. TOTAL REVENUE LIMIT (Sum Lines 17 and 23)	0088	211,459,042.00	212,743,367.00

Description	Principal Appt. Software Data ID	2010-11 Estimated Actuals	2011-12 Budget
REVENUE LIMIT - LOCAL SOURCES			
25. Property Taxes	0587, 0660	52,558,686.00	52,342,479.00
26. Miscellaneous Funds	0588		
27. Community Redevelopment Funds	0589	525,483.00	446,660.00
28. Less: Charter Schools In-lieu Taxes	0595	202,703.00	245,993.00
29. TOTAL, REVENUE LIMIT - LOCAL SOURCES (Sum Lines 25 through 27, minus Line 28)	0126	52,881,466.00	52,543,146.00
30. Charter School General Purpose Block Grant Offset (Unified Districts Only)	0293		
31. STATE AID PORTION OF REVENUE LIMIT (Sum Line 24, minus Lines 29 and 30. If negative, then zero)	0111	158,577,576.00	160,200,221.00
OTHER ITEMS			
32. Less: County Office Funds Transfer	0458	293,853.00	293,905.00
33. Core Academic Program	9001		
34. California High School Exit Exam	9002		
35. Pupil Promotion and Retention Programs (Retained and Recommended for Retention, and Low STAR and At Risk of Retention)	9016, 9017		
36. Apprenticeship Funding	0570		
37. Community Day School Additional Funding	3103, 9007		
38. Basic Aid "Choice"/Court Ordered Voluntary Pupil Transfer	0634, 0629		
39. Basic Aid Supplement Charter School Adjustment	9018		
40. All Other Adjustments	---		(10,655,500.00)
41. TOTAL, OTHER ITEMS (Sum Lines 33 through 40, minus Line 32)	---	(293,853.00)	(10,949,405.00)
42. TOTAL, STATE AID PORTION OF REVENUE LIMIT (Sum Lines 31 and 41) (This amount should agree with Object 8011)	---	158,283,723.00	149,250,816.00
43. Less: Revenue Limit State Apportionment Receipts	---	116,732,804.00	
44. NET ACCRUAL TO STATE AID - REVENUE LIMIT (Line 42 minus Line 43)	---	41,550,919.00	

OTHER NON-REVENUE LIMIT ITEMS			
45. Core Academic Program	9001	445,986.00	445,986.00
46. California High School Exit Exam	9002	1,154,787.00	1,154,787.00
47. Pupil Promotion and Retention Programs (Retained and Recommended for Retention, and Low STAR and At Risk of Retention)	9016, 9017	202,607.00	202,607.00
48. Apprenticeship Funding	0570		
49. Community Day School Additional Funding	3103, 9007		

July 1 Budget (Single Adoption)
2010-11 Estimated Actuals
SUMMARY OF INTERFUND ACTIVITIES
FOR ALL FUNDS

Description	Direct Costs - Interfund		Indirect Costs - Interfund		Interfund Transfers In 8900-8929	Interfund Transfers Out 7600-7629	Due From Other Funds 9310	Due To Other Funds 9610
	Transfers In 5750	Transfers Out 5750	Transfers In 7350	Transfers Out 7350				
01 GENERAL FUND								
Expenditure Detail	0.00	(123,121.00)	0.00	(540,740.00)				
Other Sources/Uses Detail					750,001.00	5,704,120.00	0.00	0.00
Fund Reconciliation								
09 CHARTER SCHOOLS SPECIAL REVENUE FUND								
Expenditure Detail	0.00	0.00	0.00	0.00				
Other Sources/Uses Detail					0.00	0.00	0.00	0.00
Fund Reconciliation								
10 SPECIAL EDUCATION PASS-THROUGH FUND								
Expenditure Detail								
Other Sources/Uses Detail								
Fund Reconciliation								
11 ADULT EDUCATION FUND								
Expenditure Detail	23,140.00	0.00	81,504.00	0.00				
Other Sources/Uses Detail					4,092,154.00	0.00	0.00	0.00
Fund Reconciliation								
12 CHILD DEVELOPMENT FUND								
Expenditure Detail	61,643.00	0.00	65,614.00	0.00				
Other Sources/Uses Detail					0.00	15,383.00	0.00	0.00
Fund Reconciliation								
13 CAFETERIA SPECIAL REVENUE FUND								
Expenditure Detail	0.00	(61,513.00)	393,622.00	0.00				
Other Sources/Uses Detail					0.00	734,610.00	0.00	0.00
Fund Reconciliation								
14 DEFERRED MAINTENANCE FUND								
Expenditure Detail	204.00	0.00						
Other Sources/Uses Detail					0.00	0.00	0.00	0.00
Fund Reconciliation								
15 PUPIL TRANSPORTATION EQUIPMENT FUND								
Expenditure Detail	0.00	0.00						
Other Sources/Uses Detail					0.00	0.00	0.00	0.00
Fund Reconciliation								
17 SPECIAL RESERVE FUND FOR OTHER THAN CAPITAL OUTLAY								
Expenditure Detail								
Other Sources/Uses Detail					0.00	0.00	0.00	0.00
Fund Reconciliation								
18 SCHOOL BUS EMISSIONS REDUCTION FUND								
Expenditure Detail	0.00	0.00						
Other Sources/Uses Detail					0.00	0.00	0.00	0.00
Fund Reconciliation								
19 FOUNDATION SPECIAL REVENUE FUND								
Expenditure Detail	0.00	0.00	0.00	0.00				
Other Sources/Uses Detail						0.00	0.00	0.00
Fund Reconciliation								
20 SPECIAL RESERVE FUND FOR POSTEMPLOYMENT BENEFITS								
Expenditure Detail								
Other Sources/Uses Detail					0.00	0.00	0.00	0.00
Fund Reconciliation								
21 BUILDING FUND								
Expenditure Detail	81,503.00	0.00						
Other Sources/Uses Detail					1,414,701.00	33,295.00	0.00	0.00
Fund Reconciliation								
25 CAPITAL FACILITIES FUND								
Expenditure Detail	41.00	0.00						
Other Sources/Uses Detail					0.00	1,688,372.00	0.00	0.00
Fund Reconciliation								
30 STATE SCHOOL BUILDING LEASE/PURCHASE FUND								
Expenditure Detail	0.00	0.00						
Other Sources/Uses Detail					0.00	0.00	0.00	0.00
Fund Reconciliation								
35 COUNTY SCHOOL FACILITIES FUND								
Expenditure Detail	13,103.00	0.00						
Other Sources/Uses Detail					9,295.00	1,286,292.00	0.00	0.00
Fund Reconciliation								
40 SPECIAL RESERVE FUND FOR CAPITAL OUTLAY PROJECTS								
Expenditure Detail	0.00	0.00						
Other Sources/Uses Detail					0.00	0.00	0.00	0.00
Fund Reconciliation								
49 CAP PROJ FUND FOR BLENDED COMPONENT UNITS								
Expenditure Detail	0.00	0.00						
Other Sources/Uses Detail					0.00	0.00	0.00	0.00
Fund Reconciliation								
51 BOND INTEREST AND REDEMPTION FUND								
Expenditure Detail								
Other Sources/Uses Detail					0.00	0.00	0.00	0.00
Fund Reconciliation								
52 DEBT SVC FUND FOR BLENDED COMPONENT UNITS								
Expenditure Detail								
Other Sources/Uses Detail					0.00	0.00	0.00	0.00
Fund Reconciliation								
53 TAX OVERRIDE FUND								
Expenditure Detail								
Other Sources/Uses Detail					0.00	0.00	0.00	0.00
Fund Reconciliation								
56 DEBT SERVICE FUND								
Expenditure Detail								
Other Sources/Uses Detail					1,688,372.00	0.00	0.00	0.00
Fund Reconciliation								
57 FOUNDATION PERMANENT FUND								
Expenditure Detail	0.00	0.00	0.00	0.00				
Other Sources/Uses Detail						0.00	0.00	0.00
Fund Reconciliation								
61 CAFETERIA ENTERPRISE FUND								
Expenditure Detail	0.00	0.00	0.00	0.00				
Other Sources/Uses Detail					0.00	0.00	0.00	0.00
Fund Reconciliation								

July 1 Budget (Single Adoption)
2010-11 Estimated Actuals
SUMMARY OF INTERFUND ACTIVITIES
FOR ALL FUNDS

Description	Direct Costs - Interfund		Indirect Costs - Interfund		Interfund Transfers In 8900-8929	Interfund Transfers Out 7600-7629	Due From Other Funds 9310	Due To Other Funds 9610
	Transfers In 5750	Transfers Out 5750	Transfers In 7350	Transfers Out 7350				
62 CHARTER SCHOOLS ENTERPRISE FUND								
Expenditure Detail	0.00	0.00	0.00	0.00				
Other Sources/Uses Detail					0.00	0.00		
Fund Reconciliation							0.00	0.00
63 OTHER ENTERPRISE FUND								
Expenditure Detail	0.00	0.00						
Other Sources/Uses Detail					0.00	0.00		
Fund Reconciliation							0.00	0.00
66 WAREHOUSE REVOLVING FUND								
Expenditure Detail	0.00	0.00						
Other Sources/Uses Detail					0.00	0.00		
Fund Reconciliation							0.00	0.00
67 SELF-INSURANCE FUND								
Expenditure Detail	5,000.00	0.00						
Other Sources/Uses Detail					4,273,041.00	2,765,485.00		
Fund Reconciliation							0.00	0.00
71 RETIREE BENEFIT FUND								
Expenditure Detail								
Other Sources/Uses Detail					0.00			
Fund Reconciliation							0.00	0.00
73 FOUNDATION PRIVATE-PURPOSE TRUST FUND								
Expenditure Detail	0.00	0.00						
Other Sources/Uses Detail					0.00			
Fund Reconciliation							0.00	0.00
78 WARRANT/PASS-THROUGH FUND								
Expenditure Detail								
Other Sources/Uses Detail								
Fund Reconciliation							0.00	0.00
95 STUDENT BODY FUND								
Expenditure Detail								
Other Sources/Uses Detail								
Fund Reconciliation							0.00	0.00
TOTALS	184,634.00	(184,634.00)	540,740.00	(540,740.00)	12,227,574.00	12,227,574.00	0.00	0.00

July 1 Budget (Single Adoption)
2011-12 Budget
SUMMARY OF INTERFUND ACTIVITIES
FOR ALL FUNDS

Description	Direct Costs - Interfund		Indirect Costs - Interfund		Interfund Transfers In 8900-8929	Interfund Transfers Out 7600-7629	Due From Other Funds 9310	Due To Other Funds 9610
	Transfers In 5750	Transfers Out 5750	Transfers In 7350	Transfers Out 7350				
01 GENERAL FUND								
Expenditure Detail	0.00	(58,944.00)	0.00	(956,576.00)				
Other Sources/Uses Detail					728,124.00	2,917,629.00		
Fund Reconciliation								
09 CHARTER SCHOOLS SPECIAL REVENUE FUND								
Expenditure Detail	0.00	0.00	0.00	0.00				
Other Sources/Uses Detail					0.00	0.00		
Fund Reconciliation								
10 SPECIAL EDUCATION PASS-THROUGH FUND								
Expenditure Detail								
Other Sources/Uses Detail								
Fund Reconciliation								
11 ADULT EDUCATION FUND								
Expenditure Detail	14,600.00	0.00	143,725.00	0.00				
Other Sources/Uses Detail					93,261.00	0.00		
Fund Reconciliation								
12 CHILD DEVELOPMENT FUND								
Expenditure Detail	59,000.00	0.00	105,796.00	0.00				
Other Sources/Uses Detail					0.00	1,000.00		
Fund Reconciliation								
13 CAFETERIA SPECIAL REVENUE FUND								
Expenditure Detail	0.00	(20,306.00)	707,055.00	0.00				
Other Sources/Uses Detail					0.00	727,124.00		
Fund Reconciliation								
14 DEFERRED MAINTENANCE FUND								
Expenditure Detail	0.00	0.00						
Other Sources/Uses Detail					0.00	0.00		
Fund Reconciliation								
15 PUPIL TRANSPORTATION EQUIPMENT FUND								
Expenditure Detail	0.00	0.00						
Other Sources/Uses Detail					0.00	0.00		
Fund Reconciliation								
17 SPECIAL RESERVE FUND FOR OTHER THAN CAPITAL OUTLAY								
Expenditure Detail								
Other Sources/Uses Detail					0.00	0.00		
Fund Reconciliation								
18 SCHOOL BUS EMISSIONS REDUCTION FUND								
Expenditure Detail	0.00	0.00						
Other Sources/Uses Detail					0.00	0.00		
Fund Reconciliation								
19 FOUNDATION SPECIAL REVENUE FUND								
Expenditure Detail	0.00	0.00	0.00	0.00				
Other Sources/Uses Detail								
Fund Reconciliation								
20 SPECIAL RESERVE FUND FOR POSTEMPLOYMENT BENEFITS								
Expenditure Detail								
Other Sources/Uses Detail					0.00	0.00		
Fund Reconciliation								
21 BUILDING FUND								
Expenditure Detail	0.00	0.00						
Other Sources/Uses Detail					0.00	0.00		
Fund Reconciliation								
25 CAPITAL FACILITIES FUND								
Expenditure Detail	650.00	0.00						
Other Sources/Uses Detail					0.00	510,601.00		
Fund Reconciliation								
30 STATE SCHOOL BUILDING LEASE/PURCHASE FUND								
Expenditure Detail	0.00	0.00						
Other Sources/Uses Detail					0.00	0.00		
Fund Reconciliation								
35 COUNTY SCHOOL FACILITIES FUND								
Expenditure Detail	0.00	0.00						
Other Sources/Uses Detail					0.00	0.00		
Fund Reconciliation								
40 SPECIAL RESERVE FUND FOR CAPITAL OUTLAY PROJECTS								
Expenditure Detail	0.00	0.00						
Other Sources/Uses Detail					0.00	0.00		
Fund Reconciliation								
49 CAP PROJ FUND FOR BLENDED COMPONENT UNITS								
Expenditure Detail	0.00	0.00						
Other Sources/Uses Detail					0.00	0.00		
Fund Reconciliation								
51 BOND INTEREST AND REDEMPTION FUND								
Expenditure Detail								
Other Sources/Uses Detail					0.00	0.00		
Fund Reconciliation								
52 DEBT SVC FUND FOR BLENDED COMPONENT UNITS								
Expenditure Detail								
Other Sources/Uses Detail					0.00	0.00		
Fund Reconciliation								
53 TAX OVERRIDE FUND								
Expenditure Detail								
Other Sources/Uses Detail					0.00	0.00		
Fund Reconciliation								
56 DEBT SERVICE FUND								
Expenditure Detail								
Other Sources/Uses Detail					2,210,601.00	0.00		
Fund Reconciliation								
57 FOUNDATION PERMANENT FUND								
Expenditure Detail	0.00	0.00	0.00	0.00				
Other Sources/Uses Detail						0.00		
Fund Reconciliation								
61 CAFETERIA ENTERPRISE FUND								
Expenditure Detail	0.00	0.00	0.00	0.00				
Other Sources/Uses Detail					0.00	0.00		
Fund Reconciliation								

Description	Direct Costs - Interfund		Indirect Costs - Interfund		Interfund Transfers In 8800-8928	Interfund Transfers Out 7600-7629	Due From Other Funds 9310	Due To Other Funds 9610
	Transfers In 5750	Transfers Out 5750	Transfers In 7350	Transfers Out 7350				
62 CHARTER SCHOOLS ENTERPRISE FUND								
Expenditure Detail	0.00	0.00	0.00	0.00				
Other Sources/Uses Detail					0.00	0.00		
Fund Reconciliation								
63 OTHER ENTERPRISE FUND								
Expenditure Detail	0.00	0.00						
Other Sources/Uses Detail					0.00	0.00		
Fund Reconciliation								
66 WAREHOUSE REVOLVING FUND								
Expenditure Detail	0.00	0.00						
Other Sources/Uses Detail					0.00	0.00		
Fund Reconciliation								
67 SELF-INSURANCE FUND								
Expenditure Detail	5,000.00	0.00						
Other Sources/Uses Detail					1,790,843.00	666,475.00		
Fund Reconciliation								
71 RETIREE BENEFIT FUND								
Expenditure Detail								
Other Sources/Uses Detail					0.00			
Fund Reconciliation								
73 FOUNDATION PRIVATE-PURPOSE TRUST FUND								
Expenditure Detail	0.00	0.00						
Other Sources/Uses Detail					0.00			
Fund Reconciliation								
78 WARRANT/PASS-THROUGH FUND								
Expenditure Detail								
Other Sources/Uses Detail								
Fund Reconciliation								
95 STUDENT BODY FUND								
Expenditure Detail								
Other Sources/Uses Detail								
Fund Reconciliation								
TOTALS	79,250.00	(79,250.00)	956,576.00	(956,576.00)	4,822,829.00	4,822,829.00		

Provide methodology and assumptions used to estimate ADA, enrollment, revenues, expenditures, reserves and fund balance, and multiyear commitments (including cost-of-living adjustments).

Deviations from the standards must be explained and may affect the approval of the budget.

CRITERIA AND STANDARDS

1. CRITERION: Average Daily Attendance

STANDARD: Funded average daily attendance (ADA) has not been overestimated in 1) the first prior fiscal year OR in 2) two or more of the previous three fiscal years by more than the following percentage levels:

Percentage Level	District ADA		
3.0%	0	to	300
2.0%	301	to	1,000
1.0%	1,001	and	over

District ADA (Form A, Estimated P-2 ADA column, lines 3, 6, and 25):

District's ADA Standard Percentage Level:

1A. Calculating the District's ADA Variances

DATA ENTRY: Enter data in the Revenue Limit ADA, Original Budget column for the First, Second, and Third Prior Years; all other data are extracted or calculated.

Fiscal Year	Revenue Limit (Funded) ADA		ADA Variance Level (If Budget is greater than Actuals, else N/A)	Status
	Original Budget (Use Form RL, Line 5b)	Estimated/Unaudited Actuals (Form RL, Line 5b)		
Third Prior Year (2008-09)	41,298.00	41,086.39	0.6%	Met
Second Prior Year (2009-10)	40,845.00	40,881.09	N/A	Met
First Prior Year (2010-11)	40,303.71	40,296.37	0.0%	Met
Budget Year (2011-12) (Criterion 4A1, Step 2a)	40,238.28			

1B. Comparison of District ADA to the Standard

DATA ENTRY: Enter an explanation if the standard is not met.

1a. STANDARD MET - Funded ADA has not been overestimated by more than the standard percentage level for the first prior year.

Explanation:
(required if NOT met)

1b. STANDARD MET - Funded ADA has not been overestimated by more than the standard percentage level for two or more of the previous three years.

Explanation:
(required if NOT met)

2. CRITERION: Enrollment

STANDARD: Projected enrollment has not been overestimated in 1) the first prior fiscal year OR in 2) two or more of the previous three fiscal years by more than the following percentage levels:

Percentage Level	District ADA		
3.0%	0	to	300
2.0%	301	to	1,000
1.0%	1,001	and	over

District ADA (Form A, Estimated P-2 ADA column, lines 3, 6, and 25):

District's Enrollment Standard Percentage Level:

2A. Calculating the District's Enrollment Variances

DATA ENTRY: Enter data in the Enrollment, Budget, column for all fiscal years and in the Enrollment, CBEDS Actual, column for the First Prior Year; all other data are extracted or calculated.

Fiscal Year	Budget	Enrollment	CBEDS Actual	Enrollment Variance Level (If Budget is greater than Actual, else N/A)	Status
Third Prior Year (2008-09)		43,377	42,976	0.9%	Met
Second Prior Year (2009-10)		42,472	42,344	0.3%	Met
First Prior Year (2010-11)		42,166	42,214	N/A	Met
Budget Year (2011-12)		42,335			

2B. Comparison of District Enrollment to the Standard

DATA ENTRY: Enter an explanation if the standard is not met.

1a. STANDARD MET - Enrollment has not been overestimated by more than the standard percentage level for the first prior year.

Explanation:
(required if NOT met)

1b. STANDARD MET - Enrollment has not been overestimated by more than the standard percentage level for two or more of the previous three years.

Explanation:
(required if NOT met)

3. CRITERION: ADA to Enrollment

STANDARD: Projected second period (P-2) average daily attendance (ADA) to enrollment ratio for any of the budget year or two subsequent fiscal years has not increased from the historical average ratio from the three prior fiscal years by more than one half of one percent (0.5%).

3A. Calculating the District's ADA to Enrollment Standard

DATA ENTRY: All data are extracted or calculated.

Fiscal Year	P-2 ADA Estimated/Unaudited Actuals (Form A, Lines 3, 6, and 25)	Enrollment CBEDS Actual (Criterion 2, Item 2A)	Historical Ratio of ADA to Enrollment
Third Prior Year (2008-09)	40,830	42,976	95.0%
Second Prior Year (2009-10)	40,252	42,344	95.1%
First Prior Year (2010-11)	40,176	42,214	95.2%
		Historical Average Ratio:	95.1%
District's ADA to Enrollment Standard (historical average ratio plus 0.5%):			95.6%

3B. Calculating the District's Projected Ratio of ADA to Enrollment

DATA ENTRY: If Form MYP exists, Estimated P-2 ADA for the two subsequent years will be extracted; if not, enter Estimated P-2 ADA data in the first column. Enter data in the Enrollment column for the two subsequent years. All other data are extracted or calculated.

Fiscal Year	Estimated P-2 ADA Budget (Form A, Lines 3, 6, and 25) (Form MYP, Line F2)	Enrollment Budget/Projected (Criterion 2, Item 2A)	Ratio of ADA to Enrollment	Status
Budget Year (2011-12)	40,071	42,335	94.7%	Met
1st Subsequent Year (2012-13)	39,572	41,823	94.6%	Met
2nd Subsequent Year (2013-14)	38,911	41,121	94.6%	Met

3C. Comparison of District ADA to Enrollment Ratio to the Standard

DATA ENTRY: Enter an explanation if the standard is not met.

1a. STANDARD MET - Projected P-2 ADA to enrollment ratio has not exceeded the standard for the budget and two subsequent fiscal years.

Explanation:
(required if NOT met)

4. CRITERION: Revenue Limit

STANDARD: Projected revenue limit for any of the budget year or two subsequent fiscal years has not changed from the prior fiscal year by more than the change in population and the funded cost-of-living adjustment (COLA) plus or minus one percent.

For basic aid districts, projected revenue limit has not changed from the prior fiscal year by more than the percent change in property tax revenues plus or minus one percent.

For districts funded by necessary small school formulas, projected revenue limit has not changed from the prior fiscal year by more than the funded cost-of-living adjustment plus or minus one percent.

4A1. Calculating the District's Revenue Limit Standard

DATA ENTRY: If Form MYP exists, the 1st and 2nd Subsequent Year columns for Step 1a and Step 2a will be extracted; if not, enter data for the two subsequent years. In addition, the deficit factor, Step 1b, for the two subsequent years will be extracted from Form MYP if it exists; if not, it will link from the Budget Year column, but may be overwritten. All other data are extracted or calculated.

Projected Revenue Limit

	Prior Year (2010-11)	Budget Year (2011-12)	1st Subsequent Year (2012-13)	2nd Subsequent Year (2013-14)
Step 1 - Funded COLA				
a. Base Revenue Limit (BRL) per ADA (Form RL, Line 4) (Form MYP, Unrestricted, Line A1a)	6,369.07	6,512.36	6,721.77	6,904.13
b. Deficit Factor (Form RL, Line 16) (Form MYP, Unrestricted, Line A1f)	0.82037	0.80246	0.77754	0.75710
c. Funded BRL per ADA (Step 1a times Step 1b)	5,224.99	5,225.91	5,226.45	5,227.12
d. Prior Year Funded BRL per ADA		5,224.99	5,225.91	5,226.45
e. Difference (Step 1c minus Step 1d)		0.92	0.54	0.67
f. Percent Change Due to COLA (Step 1e divided by Step 1d)		0.02%	0.01%	0.01%
Step 2 - Change in Population				
a. Revenue Limit (Funded) ADA (Form RL, Line 5b) (Form MYP, Unrestricted, Line A1b)	40,296.37	40,238.28	40,136.00	39,637.00
b. Prior Year Revenue Limit (Funded) ADA		40,296.37	40,238.28	40,136.00
c. Difference (Step 2a minus Step 2b)		(58.09)	(102.28)	(499.00)
d. Percent Change Due to Population (Step 2c divided by Step 2b)		-0.14%	-0.25%	-1.24%
Step 3 - Total Change in Funded COLA and Population (Step 1f plus Step 2d)		-0.12%	-0.24%	-1.23%
Revenue Limit Standard (Step 3, plus/minus 1%):		-1.12% to .88%	-1.24% to .76%	-2.23% to -.23%

4A2. Alternate Revenue Limit Standard - Basic Aid

DATA ENTRY: If applicable to your district, input data in the 1st and 2nd Subsequent Year columns for projected local property taxes; all other data are extracted or calculated.

Basic Aid District Projected Revenue Limit (applicable if Form RL, Budget column, line 31, is zero)

	Prior Year (2010-11)	Budget Year (2011-12)	1st Subsequent Year (2012-13)	2nd Subsequent Year (2013-14)
Projected Local Property Taxes (Form RL, Lines 25 thru 27)	53,084,169.00	52,789,139.00	52,789,139.00	52,789,139.00
Percent Change from Previous Year		N/A	N/A	N/A
Basic Aid Standard (percent change from previous year, plus/minus 1%):		N/A	N/A	N/A

4A3. Alternate Revenue Limit Standard - Necessary Small School

DATA ENTRY: All data are extracted or calculated.

Necessary Small School District Projected Revenue Limit (applicable if Form RL, Budget column, line 6, is greater than zero, and line 5b, RL ADA, is zero)

	Budget Year (2011-12)	1st Subsequent Year (2012-13)	2nd Subsequent Year (2013-14)
Necessary Small School Standard (Funded COLA change - Step 1f, plus/minus 1%):	N/A	N/A	N/A

4B. Calculating the District's Projected Change in Revenue Limit

DATA ENTRY: Enter data in the 1st and 2nd Subsequent Year columns for Revenue Limit; all other data are extracted or calculated.

	Prior Year (2010-11)	Budget Year (2011-12)	1st Subsequent Year (2012-13)	2nd Subsequent Year (2013-14)
Revenue Limit (Fund 01, Objects 8011, 8020-8089)	211,367,893.00	202,039,955.00	202,164,247.00	199,582,840.00
District's Projected Change in Revenue Limit:		-4.41%	0.06%	-1.28%
Revenue Limit Standard:		-1.12% to .88%	-1.24% to .76%	-2.23% to -.23%
Status:		Not Met	Met	Met

4C. Comparison of District Revenue Limit to the Standard

DATA ENTRY: Enter an explanation if the standard is not met.

- 1a. **STANDARD NOT MET** - Projected change in revenue limit is outside the standard in one or more of the budget or two subsequent fiscal years. Provide reasons why the projection(s) exceed the standard(s) and a description of the methods and assumptions used in projecting revenue limit.

Explanation:
(required if NOT met)

Budget year and out-year projections are based on current law reflecting the 2009 temporary taxes expiring in June 2011 and reflecting a loss of \$330 per-ADA (\$264 deficit) in the Revenue Limit. FY2013-14 also includes a decline in funded ADA based on a decline in projected enrollment.

5. CRITERION: Salaries and Benefits

STANDARD: Projected ratio of total unrestricted salaries and benefits to total unrestricted general fund expenditures for any of the budget year or two subsequent fiscal years has not changed from the historical average ratio from the three prior fiscal years by more than the greater of three percent or the district's required reserves percentage.

5A. Calculating the District's Historical Average Ratio of Unrestricted Salaries and Benefits to Total Unrestricted General Fund Expenditures

DATA ENTRY: All data are extracted or calculated.

Fiscal Year	Estimated/Unaudited Actuals - Unrestricted (Resources 0000-1999)		Ratio of Unrestricted Salaries and Benefits to Total Unrestricted Expenditures
	Salaries and Benefits (Form 01, Objects 1000-3999)	Total Expenditures (Form 01, Objects 1000-7499)	
Third Prior Year (2008-09)	213,612,946.14	234,283,221.09	91.2%
Second Prior Year (2009-10)	190,931,527.81	211,694,838.95	90.2%
First Prior Year (2010-11)	179,299,000.00	200,102,525.00	89.6%
	Historical Average Ratio:		90.3%

	Budget Year (2011-12)	1st Subsequent Year (2012-13)	2nd Subsequent Year (2013-14)
District's Reserve Standard Percentage (Criterion 10B, Line 4):	2.0%	2.0%	2.0%
District's Salaries and Benefits Standard (historical average ratio, plus/minus the greater of 3% or the district's reserve standard percentage):	87.3% to 93.3%	87.3% to 93.3%	87.3% to 93.3%

5B. Calculating the District's Projected Ratio of Unrestricted Salaries and Benefits to Total Unrestricted General Fund Expenditures

DATA ENTRY: If Form MYP exists, Unrestricted Salaries and Benefits, and Total Unrestricted Expenditures data for the 1st and 2nd Subsequent Years will be extracted; if not, enter data for the two subsequent years. All other data are extracted or calculated.

Fiscal Year	Budget - Unrestricted (Resources 0000-1999)		Ratio of Unrestricted Salaries and Benefits to Total Unrestricted Expenditures	Status
	Salaries and Benefits (Form MYP, Lines B1-B3)	Total Expenditures (Form MYP, Lines B1-B8, B10)		
Budget Year (2011-12)	192,915,092.00	213,025,637.00	90.6%	Met
1st Subsequent Year (2012-13)	198,385,725.00	218,246,121.00	90.9%	Met
2nd Subsequent Year (2013-14)	198,290,484.00	218,150,880.00	90.9%	Met

5C. Comparison of District Salaries and Benefits Ratio to the Standard

DATA ENTRY: Enter an explanation if the standard is not met.

- 1a. STANDARD MET - Ratio of total unrestricted salaries and benefits to total unrestricted expenditures has met the standard for the budget and two subsequent fiscal years.

Explanation:
(required if NOT met)

6. CRITERION: Other Revenues and Expenditures

STANDARD: Projected operating revenues (including federal, other state, and other local) or expenditures (including books and supplies, and services and other operating), for any of the budget year or two subsequent fiscal years, have not changed from the prior fiscal year amount by more than the percentage change in population and the funded cost-of-living adjustment (COLA) plus or minus ten percent.

For each major object category, changes that exceed the percentage change in population and the funded COLA plus or minus five percent must be explained.

6A. Calculating the District's Other Revenues and Expenditures Standard Percentage Ranges

DATA ENTRY: All data are extracted or calculated.

	Budget Year (2011-12)	1st Subsequent Year (2012-13)	2nd Subsequent Year (2013-14)
1. District's Change in Population and Funded COLA (Criterion 4A1, Step 3):	-0.12%	-0.24%	-1.23%
2. District's Other Revenues and Expenditures Standard Percentage Range (Line 1, plus/minus 10%):	-10.12% to 9.88%	-10.24% to 9.76%	-11.23% to 8.77%
3. District's Other Revenues and Expenditures Explanation Percentage Range (Line 1, plus/minus 5%):	-5.12% to 4.88%	-5.24% to 4.76%	-6.23% to 3.77%

6B. Calculating the District's Change by Major Object Category and Comparison to the Explanation Percentage Range (Section 6A, Line 3)

DATA ENTRY: If Form MYP exists, the 1st and 2nd Subsequent Year data for each revenue and expenditure section will be extracted; if not, enter data for the two subsequent years. All other data are extracted or calculated.

Explanations must be entered for each category if the percent change for any year exceeds the district's explanation percentage range.

Object Range / Fiscal Year	Amount	Percent Change Over Previous Year	Change is Outside Explanation Range
Federal Revenue (Fund 01, Objects 8100-8299) (Form MYP, Line A2)			
First Prior Year (2010-11)	41,295,619.00		
Budget Year (2011-12)	23,630,429.00	-42.78%	Yes
1st Subsequent Year (2012-13)	23,630,429.00	0.00%	No
2nd Subsequent Year (2013-14)	23,630,429.00	0.00%	No

Explanation:
(required if Yes)

The significant decline in federal revenues for the budget year is due to the one-time and short-term resources that expired in 2010-11. Most significantly is the one-time federal stimulus funds from Title 1, Sp Ed, Federal Education Jobs Bill, final payment on State Fiscal Stabilization Funds, etc. Several short-term federal grants also expired in 2010-11 including Teaching American History, Enhancing Education Through Technology, Program Improvement, and Congressional Appropriation for Riverside Virtual School.

Other State Revenue (Fund 01, Objects 8300-8599) (Form MYP, Line A3)			
First Prior Year (2010-11)	74,882,989.00		
Budget Year (2011-12)	64,979,305.00	-13.23%	Yes
1st Subsequent Year (2012-13)	64,907,788.00	-0.11%	No
2nd Subsequent Year (2013-14)	64,787,229.00	-0.19%	No

Explanation:
(required if Yes)

A portion of the drop in state revenue is due to reclassification of Adult Education funds from Fund 03 to Fund 11, and Deferred Maintenance funds from Fund 03 to Fund 14 under GASB 54 (\$4M, \$700,000). Other drops in revenue are due to expiration of short-term programs, including \$2.1M in Sp Ed Special Disability Adjustment, and \$2.0M in Mandate Reimbursements.

Other Local Revenue (Fund 01, Objects 8600-8799) (Form MYP, Line A4)			
First Prior Year (2010-11)	5,053,007.00		
Budget Year (2011-12)	3,231,890.00	-36.04%	Yes
1st Subsequent Year (2012-13)	3,231,890.00	0.00%	No
2nd Subsequent Year (2013-14)	3,231,890.00	0.00%	No

Explanation:
(required if Yes)

One-time funds of \$1.0M from the Microsoft Settlement, \$300K from local grants including \$100K from Target Virtual Field Trip grant in 10-11. FY2011-12 interest revenue decreased due to anticipated combined lower interest rates and lower cash balances.

Books and Supplies (Fund 01, Objects 4000-4999) (Form MYP, Line B4)			
First Prior Year (2010-11)	15,189,666.00		
Budget Year (2011-12)	17,013,465.00	12.01%	Yes
1st Subsequent Year (2012-13)	17,013,465.00	0.00%	No
2nd Subsequent Year (2013-14)	17,013,465.00	0.00%	No

Explanation:
(required if Yes)

Reflects larger than anticipated appropriations in Object Code 4000 for Title 1, assumed to be temporary and pending transfer to appropriate object codes. Also reflects increases from new initiatives and technology purposes.

Services and Other Operating Expenditures (Fund 01, Objects 5000-5999) (Form MYP, Line B5)

First Prior Year (2010-11)	43,617,957.00		
Budget Year (2011-12)	37,747,895.00	-13.46%	Yes
1st Subsequent Year (2012-13)	37,747,895.00	0.00%	No
2nd Subsequent Year (2013-14)	37,747,895.00	0.00%	No

Explanation:
(required if Yes)

Reflects one-time expenditures in 2010-11 from ARRA Title 1, ARRA Sp Ed, Program Improvement, Lottery (Read 180) and other one-time grants.

6C. Calculating the District's Change in Total Operating Revenues and Expenditures (Section 6A, Line 2)

DATA ENTRY: All data are extracted or calculated.

Object Range / Fiscal Year	Amount	Percent Change Over Previous Year	Status
Total Federal, Other State, and Other Local Revenue (Criterion 6B)			
First Prior Year (2010-11)	121,231,615.00		
Budget Year (2011-12)	91,841,624.00	-24.24%	Not Met
1st Subsequent Year (2012-13)	91,770,107.00	-0.08%	Met
2nd Subsequent Year (2013-14)	91,649,548.00	-0.13%	Met
Total Books and Supplies, and Services and Other Operating Expenditures (Criterion 6B)			
First Prior Year (2010-11)	58,807,623.00		
Budget Year (2011-12)	54,761,360.00	-6.88%	Met
1st Subsequent Year (2012-13)	54,761,360.00	0.00%	Met
2nd Subsequent Year (2013-14)	54,761,360.00	0.00%	Met

6D. Comparison of District Total Operating Revenues and Expenditures to the Standard Percentage Range

DATA ENTRY: Explanations are linked from Section 6B if the status in Section 6C is not met; no entry is allowed below.

- 1a. STANDARD NOT MET - Projected total operating revenues have changed by more than the standard in one or more of the budget or two subsequent fiscal years. Reasons for the projected change, descriptions of the methods and assumptions used in the projections, and what changes, if any, will be made to bring the projected operating revenues within the standard must be entered in Section 6A above and will also display in the explanation box below.

Explanation:
Federal Revenue
(linked from 6B
if NOT met)

The significant decline in federal revenues for the budget year is due to the one-time and short-term resources that expired in 2010-11. Most significantly is the one-time federal stimulus funds from Title 1, Sp Ed, Federal Education Jobs Bill, final payment on State Fiscal Stabilization Funds, etc. Several short-term federal grants also expired in 2010-11 including Teaching American History, Enhancing Education Through Technology, Program Improvement, and Congressional Appropriation for Riverside Virtual School.

Explanation:
Other State Revenue
(linked from 6B
if NOT met)

A portion of the drop in state revenue is due to reclassification of Adult Education funds from Fund 03 to Fund 11, and Deferred Maintenance funds from Fund 03 to Fund 14 under GASB 54 (\$4M, \$700,000). Other drops in revenue are due to expiration of short-term programs, including \$2.1M in Sp Ed Special Disability Adjustment, and \$2.0M in Mandate Reimbursements.

Explanation:
Other Local Revenue
(linked from 6B
if NOT met)

One-time funds of \$1.0M from the Microsoft Settlement, \$300K from local grants including \$100K from Target Virtual Field Trip grant in 10-11. FY2011-12 interest revenue decreased due to anticipated combined lower interest rates and lower cash balances.

- 1b. STANDARD MET - Projected total operating expenditures have not changed by more than the standard for the budget and two subsequent fiscal years.

Explanation:
Books and Supplies
(linked from 6B
if NOT met)

Explanation:
Services and Other Exps
(linked from 6B
if NOT met)

7. CRITERION: Facilities Maintenance

STANDARD: Confirm that the annual contribution for facilities maintenance funding is not less than the amounts required pursuant to Education Code sections 17584 (Deferred Maintenance) and 17070.75 (Ongoing and Major Maintenance/Restricted Maintenance Account), if applicable.

7A. Determining the District's Compliance with the Contribution Requirement for EC Section 17584 - Deferred Maintenance

NOTE: SBX3 4 (Chapter 12, Statutes of 2009) eliminates the local match requirement for Deferred Maintenance for a five-year period from 2008-09 through 2012-13. Therefore, this section has been inactivated for that period.

7B. Determining the District's Compliance with the Contribution Requirement for EC Section 17070.75 as modified by Section 17070.766, effective 2008-09 through 2012-13 - Ongoing and Major Maintenance/Restricted Maintenance Account (OMMA/RMA)

NOTE: EC Section 17070.766 reduces the contributions required in EC Section 17070.75 from 3 percent to 1 percent for a five-year period from 2008-09 through 2012-13. Therefore, the calculation in this section has been revised accordingly for that period.

DATA ENTRY: Click the appropriate Yes or No button for special education local plan area (SELPA) administrative units (AUs); all other data are extracted or calculated. If standard is not met, enter an X in the appropriate box and enter an explanation, if applicable.

1. a. For districts that are the AU of a SELPA, do you choose to exclude revenue that are passed through to participating members of the SELPA from the OMMA/RMA required minimum contribution calculation?
- b. Pass-through revenues and apportionments that may be excluded from the OMMA/RMA calculation per EC Section 17070.75(b)(2)(C) (Fund 10, objects 7211-7213 and 7221-7223 with resources 3300-3499 and 6500-6540)

2. Ongoing and Major Maintenance/Restricted Maintenance Account

a. Budgeted Expenditures and Other Financing Uses (Form 01, objects 1000-7999)	316,965,936.00			
b. Plus: Pass-through Revenues and Apportionments (Line 1b, if line 1a is No)		1% Required Minimum Contribution (Line 2c times 1%)	Budgeted Contribution ¹ to the Ongoing and Major Maintenance Account	Status
c. Net Budgeted Expenditures and Other Financing Uses	316,965,936.00	3,169,659.36	8,076,018.00	Met

¹ Fund 01, Resource 8150, Objects 8900-8999

If standard is not met, enter an X in the box that best describes why the minimum required contribution was not made:

- Not applicable (district does not participate in the Leroy F. Green School Facilities Act of 1998)
- Exempt (due to district's small size [EC Section 17070.75 (b)(2)(D)])
- Other (explanation must be provided)

Explanation:
(required if NOT met
and Other is marked)

8. CRITERION: Deficit Spending

STANDARD: Unrestricted deficit spending (total unrestricted expenditures and other financing uses is greater than total unrestricted revenues and other financing sources) as a percentage of total unrestricted expenditures and other financing uses, has not exceeded one-third of the district's available reserves¹ as a percentage of total expenditures and other financing uses² in two out of three prior fiscal years.

8A. Calculating the District's Deficit Spending Standard Percentage Levels

DATA ENTRY: All data are extracted or calculated.

	Third Prior Year (2008-09)	Second Prior Year (2009-10)	First Prior Year (2010-11)
1. District's Available Reserve Amounts (resources 0000-1999)			
a. Designated for Economic Uncertainties (Funds 01 and 17, Object 9770)	6,654,331.00	6,654,804.00	6,354,194.00
b. Undesignated Amounts (Funds 01 and 17, Object 9790)	0.00	0.00	0.00
c. Negative General Fund Ending Balances in Restricted Resources (Fund 01, Object 979Z, if negative, for each of resources 2000-9999)	0.00	0.00	0.00
d. Available Reserves (Lines 1a through 1c)	6,654,331.00	6,654,804.00	6,354,194.00
2. Expenditures and Other Financing Uses			
a. District's Total Expenditures and Other Financing Uses (Fund 01, objects 1000-7999)	332,716,515.80	332,740,197.58	317,709,671.00
b. Less: Special Education Pass-through Funds (Fund 01, resources 3300-3499 and 6500-6540, objects 7211-7213 and 7221-7223)			0.00
c. Net Expenditures and Other Financing Uses (Line 2a minus Line 2b)	332,716,515.80	332,740,197.58	317,709,671.00
3. District's Available Reserve Percentage (Line 1d divided by Line 2c)	2.0%	2.0%	2.0%
District's Deficit Spending Standard Percentage Levels (Line 3 times 1/3):	0.7%	0.7%	0.7%

¹Available reserves are the unrestricted amounts in the Reserve for Economic Uncertainties and the Unassigned/Unappropriated accounts in the General Fund and the Special Reserve Fund for Other Than Capital Outlay Projects. Available reserves will be reduced by any negative ending balances in restricted resources in the General Fund.

²A school district that is the Administrative Unit of a Special Education Local Plan Area (SELPA) may exclude from its expenditures the distribution of funds to its participating members.

8B. Calculating the District's Deficit Spending Percentages

DATA ENTRY: All data are extracted or calculated.

Fiscal Year	Net Change in Unrestricted Fund Balance (Form 01, Section E)	Total Unrestricted Expenditures and Other Financing Uses (Form 01, Objects 1000-7999)	Deficit Spending Level (if Net Change in Unrestricted Fund Balance is negative, else N/A)	Status
Third Prior Year (2008-09)	9,635,143.46	235,089,952.09	N/A	Met
Second Prior Year (2009-10)	13,683,652.26	216,880,588.43	N/A	Met
First Prior Year (2010-11)	15,866,232.00	205,604,076.00	N/A	Met
Budget Year (2011-12) (Information only)	(19,611,084.00)	215,850,005.00		

8C. Comparison of District Deficit Spending to the Standard

DATA ENTRY: Enter an explanation if the standard is not met.

1a. STANDARD MET - Unrestricted deficit spending, if any, has not exceeded the standard percentage level in two or more of the three prior years.

Explanation:
(required if NOT met)

9. CRITERION: Fund Balance

STANDARD: Budgeted beginning unrestricted general fund balance has not been overestimated for two out of three prior fiscal years by more than the following percentage levels:

Percentage Level ¹	District ADA	
1.7%	0	to 300
1.3%	301	to 1,000
1.0%	1,001	to 30,000
0.7%	30,001	to 400,000
0.3%	400,001	and over

¹ Percentage levels equate to a rate of deficit spending which would eliminate recommended reserves for economic uncertainties over a three year period.

District ADA (Form A, Estimated P-2 ADA column, lines 3, 6, and 25):

District's Fund Balance Standard Percentage Level:

9A. Calculating the District's Unrestricted General Fund Beginning Balance Percentages

DATA ENTRY: Enter data in the Original Budget column for the First, Second, and Third Prior Years; all other data are extracted or calculated.

Fiscal Year	Unrestricted General Fund Beginning Balance ² (Form 01, Line F1e, Unrestricted Column)		Beginning Fund Balance Variance Level (If overestimated, else N/A)	Status
	Original Budget	Estimated/Unaudited Actuals		
Third Prior Year (2008-09)	32,708,002.00	38,268,967.14	N/A	Met
Second Prior Year (2009-10)	37,754,700.00	47,904,110.60	N/A	Met
First Prior Year (2010-11)	58,952,467.00	61,587,762.00	N/A	Met
Budget Year (2011-12) (Information only)	77,453,984.00			

² Adjusted beginning balance, including audit adjustments and other restatements (objects 9791-9795)

9B. Comparison of District Unrestricted Beginning Fund Balance to the Standard

DATA ENTRY: Enter an explanation if the standard is not met.

- 1a. **STANDARD MET** - Unrestricted general fund beginning fund balance has not been overestimated by more than the standard percentage level for two or more of the previous three years.

Explanation:
(required if NOT met)

10. CRITERION: Reserves

STANDARD: Available reserves¹ for any of the budget year or two subsequent fiscal years are not less than the following percentages or amounts² as applied to total expenditures and other financing uses³:

Percentage Level	District ADA		
5% or \$60,000 (greater of)	0	to	300
4% or \$60,000 (greater of)	301	to	1,000
3%	1,001	to	30,000
2%	30,001	to	400,000
1%	400,001	and	over

¹ Available reserves are the unrestricted amounts in the Reserve for Economic Uncertainties and the Unassigned/Unappropriated accounts in the General Fund and the Special Reserve Fund for Other Than Capital Outlay Projects. Available reserves will be reduced by any negative ending balances in restricted resources in the General Fund.

² Dollar amounts to be adjusted annually by the prior year statutory cost-of-living adjustment (Education Code Section 42238), rounded to the nearest thousand.

³ A school district that is the Administrative Unit (AU) of a Special Education Local Plan Area (SELPA) may exclude from its expenditures the distribution of funds to its participating members.

	Budget Year (2011-12)	1st Subsequent Year (2012-13)	2nd Subsequent Year (2013-14)
District Estimated P-2 ADA (Criterion 3, Item 3B):	40,071	39,572	38,911
District's Reserve Standard Percentage Level:	2%	2%	2%

10A. Calculating the District's Special Education Pass-through Exclusions (only for districts that serve as the AU of a SELPA)

DATA ENTRY: For SELPA AUs, if Form MYP exists, all data will be extracted including the Yes/No button selection. If not, click the appropriate Yes or No button for item 1 and, if Yes, enter data for item 2a and for the two subsequent years in item 2b; Budget Year data are extracted.

For districts that serve as the AU of a SELPA (Form MYP, Lines F1a, F1b1, and F1b2):

1. Do you choose to exclude from the reserve calculation the pass-through funds distributed to SELPA members?
2. If you are the SELPA AU and are excluding special education pass-through funds:
 - a. Enter the name(s) of the SELPA(s): _____

	Budget Year (2011-12)	1st Subsequent Year (2012-13)	2nd Subsequent Year (2013-14)
b. Special Education Pass-through Funds (Fund 10, resources 3300-3499 and 6500-6540, objects 7211-7213 and 7221-7223)	0.00	0.00	0.00

10B. Calculating the District's Reserve Standard

DATA ENTRY: If Form MYP exists, 1st and 2nd Subsequent Year data for lines 1 and 2 will be extracted; if not, enter data for the two subsequent years. All other data are extracted or calculated.

	Budget Year (2011-12)	1st Subsequent Year (2012-13)	2nd Subsequent Year (2013-14)
1. Expenditures and Other Financing Uses (Fund 01, objects 1000-7999) (Form MYP, Line B11)	316,965,936.00	319,915,131.00	320,635,102.00
2. Plus: Special Education Pass-through (Criterion 10A, Line 2b, if Criterion 10A, Line 1 is No)			
3. Total Expenditures and Other Financing Uses (Line B1 plus Line B2)	316,965,936.00	319,915,131.00	320,635,102.00
4. Reserve Standard Percentage Level	2%	2%	2%
5. Reserve Standard - by Percent (Line B3 times Line B4)	6,339,318.72	6,398,302.62	6,412,702.04
6. Reserve Standard - by Amount (\$60,000 for districts with 0 to 1,000 ADA, else 0)	0.00	0.00	0.00
7. District's Reserve Standard (Greater of Line B5 or Line B6)	6,339,318.72	6,398,302.62	6,412,702.04

10C. Calculating the District's Budgeted Reserve Amount

DATA ENTRY: If Form MYP exists, 1st and 2nd Subsequent Year data for lines 1 through 7 will be extracted; if not, enter data for the two subsequent years.
All other data are extracted or calculated.

Reserve Amounts (Unrestricted resources 0000-1999 except Line 4):	Budget Year (2011-12)	1st Subsequent Year (2012-13)	2nd Subsequent Year (2013-14)
1. General Fund - Stabilization Arrangements (Fund 01, Object 9750) (Form MYP, Line E1a)	0.00		
2. General Fund - Reserve for Economic Uncertainties (Fund 01, Object 9789) (Form MYP, Line E1b)	6,339,319.00	6,398,303.00	6,412,703.00
3. General Fund - Unassigned/Unappropriated Amount (Fund 01, Object 9790) (Form MYP, Line E1c)	20,678,303.00	0.00	0.00
4. General Fund - Negative Ending Balances in Restricted Resources (Fund 01, Object 979Z, if negative, for each of resources 2000-9999) (Form MYP, Line E1d)	0.00	0.00	0.00
5. Special Reserve Fund - Stabilization Arrangements (Fund 17, Object 9750) (Form MYP, Line E2a)	0.00	0.00	0.00
6. Special Reserve Fund - Reserve for Economic Uncertainties (Fund 17, Object 9789) (Form MYP, Line E2b)	0.00	0.00	0.00
7. Special Reserve Fund - Unassigned/Unappropriated Amount (Fund 17, Object 9790) (Form MYP, Line E2c)	0.00	0.00	0.00
8. District's Budgeted Reserve Amount (Lines C1 thru C7)	27,017,622.00	6,398,303.00	6,412,703.00
9. District's Budgeted Reserve Percentage (Information only) (Line 8 divided by Section 10B, Line 3)	8.52%	2.00%	2.00%
District's Reserve Standard (Section 10B, Line 7):	6,339,318.72	6,398,302.62	6,412,702.04
Status:	Met	Met	Met

10D. Comparison of District Reserve Amount to the Standard

DATA ENTRY: Enter an explanation if the standard is not met.

1a. STANDARD MET - Projected available reserves have met the standard for the budget and two subsequent fiscal years.

Explanation:
(required if NOT met)

SUPPLEMENTAL INFORMATION

DATA ENTRY: Click the appropriate Yes or No button for items S1 through S4. Enter an explanation for each Yes answer.

S1. Contingent Liabilities

1a. Does your district have any known or contingent liabilities (e.g., financial or program audits, litigation, state compliance reviews) that may impact the budget?

1b. If Yes, identify the liabilities and how they may impact the budget:

S2. Use of One-time Revenues for Ongoing Expenditures

1a. Does your district have ongoing general fund expenditures in the budget in excess of one percent of the total general fund expenditures that are funded with one-time resources?

1b. If Yes, identify the expenditures and explain how the one-time resources will be replaced to continue funding the ongoing expenditures in the following fiscal years:

The 2011-12 operating deficit is being cover by serveral one-time resources including 2010 Federal Education Jobs Bill (\$7.9M), State Fiscal Stabilization Funds (\$1.9M), state flexibility provisions for CSR (\$6M) and Tier III (\$11.5M), Special Disability Adjustment (\$2.1M), prior year RDA for athletic fields / pool (\$2.1), and other unassigned reserves.

S3. Use of Ongoing Revenues for One-time Expenditures

1a. Does your district have large non-recurring general fund expenditures that are funded with ongoing general fund revenues?

1b. If Yes, identify the expenditures:

S4. Contingent Revenues

1a. Does your district have projected revenues for the budget year or either of the two subsequent fiscal years contingent on reauthorization by the local government, special legislation, or other definitive act (e.g., parcel taxes, forest reserves)?

1b. If Yes, identify any of these revenues that are dedicated for ongoing expenses and explain how the revenues will be replaced or expenditures reduced:

S5. Contributions

Identify projected contributions from unrestricted resources in the general fund to restricted resources in the general fund for the budget year and two subsequent fiscal years. Provide an explanation if contributions have changed from the prior fiscal year amounts by more than \$20,000 and more than ten percent. Explanation should include whether contributions are ongoing or one-time in nature.

Identify projected transfers to or from the general fund to cover operating deficits in either the general fund or any other fund for the budget year and two subsequent fiscal years. Provide an explanation if transfers have changed from the prior fiscal year amounts by more than \$20,000 and more than ten percent. Explanation should include whether transfers are ongoing or one-time in nature.

Estimate the impact of any capital projects on the general fund operational budget.

District's Contributions and Transfers Standard: -10.0% to +10.0%
or -\$20,000 to +\$20,000

S5A. Identification of the District's Projected Contributions, Transfers, and Capital Projects that may Impact the General Fund

DATA ENTRY: Enter data in the Projection column for contributions, transfers in, and transfers out for all fiscal years, except the First Prior Year and Budget Year for Contributions, which will be extracted, and click the appropriate button for item 1d; all other data are extracted or calculated.

Description / Fiscal Year	Projection	Amount of Change	Percent Change	Status
1a. Contributions, Unrestricted General Fund (Fund 01, Resources 0000-1999, Object 8980)				
First Prior Year (2010-11)	(25,261,873.00)			
Budget Year (2011-12)	(32,994,846.00)	7,732,973.00	30.6%	Not Met
1st Subsequent Year (2012-13)	(32,994,846.00)	0.00	0.0%	Met
2nd Subsequent Year (2013-14)	(32,994,846.00)	0.00	0.0%	Met
1b. Transfers In, General Fund *				
First Prior Year (2010-11)	750,001.00			
Budget Year (2011-12)	728,124.00	(21,877.00)	-2.9%	Met
1st Subsequent Year (2012-13)	728,124.00	0.00	0.0%	Met
2nd Subsequent Year (2013-14)	728,124.00	0.00	0.0%	Met
1c. Transfers Out, General Fund *				
First Prior Year (2010-11)	5,704,129.00			
Budget Year (2011-12)	2,824,368.00	(2,879,761.00)	-50.5%	Not Met
1st Subsequent Year (2012-13)	2,824,368.00	0.00	0.0%	Met
2nd Subsequent Year (2013-14)	2,824,368.00	0.00	0.0%	Met

1d. Impact of Capital Projects

Do you have any capital projects that may impact the general fund operational budget?

No

* Include transfers used to cover operating deficits in either the general fund or any other fund.

S5B. Status of the District's Projected Contributions, Transfers, and Capital Projects

DATA ENTRY: Enter an explanation if Not Met for items 1a-1c or if Yes for item 1d.

1a. NOT MET - The projected contributions from the unrestricted general fund to restricted general fund programs have changed by more than the standard for one or more of the budget or subsequent two fiscal years. Identify restricted programs and amount of contribution for each program and whether contributions are ongoing or one-time in nature. Explain the district's plan, with timeframes, for reducing or eliminating the contribution.

Explanation:
(required if NOT met)

Increase of encroachment from transportation (\$900,000 - fuel and contract rate increases) and Special Education (\$6.7M). The Sp Ed data reflect increases in encroachment from \$7M in 2009-10 to \$8.6M in 2010-11 to a budgeted encroachment of \$15.4M in 2011-12.

1b. MET - Projected transfers in have not changed by more than the standard for the budget and two subsequent fiscal years.

Explanation:
(required if NOT met)

1c. NOT MET - The projected transfers out of the general fund have changed by more than the standard for one or more of the budget or subsequent two fiscal years. Identify the amount(s) transferred, by fund, and whether transfers are ongoing or one-time in nature. If ongoing, explain the district's plan, with timeframes, for reducing or eliminating the transfers.

Explanation:
(required if NOT met)

Changes are in part due to reclassification of Adult Education funds from Fund 03 to Fund 11 under GASB 54 (\$4M) no longer process as a contribution. Other changes include the transfer of \$1.7M from general fund reserves to Fund 56 for debt service (previously covered with mitigation fees in Fund 25).

1d. NO - There are no capital projects that may impact the general fund operational budget.

Project Information:
(required if YES)

S6. Long-term Commitments

Identify all existing and new multiyear commitments* and their annual required payments for the budget year and two subsequent fiscal years.

Explain how any increase in annual payments will be funded. Also explain how any decrease to funding sources used to pay long-term commitments will be replaced.

* Include multiyear commitments, multiyear debt agreements, and new programs or contracts that result in long-term obligations.

S6A. Identification of the District's Long-term Commitments

DATA ENTRY: Click the appropriate button in item 1 and enter data in all columns of item 2 for applicable long-term commitments; there are no extractions in this section.

1. Does your district have long-term (multiyear) commitments?
(If No, skip item 2 and Sections S6B and S6C)

2. If Yes to item 1, list all new and existing multiyear commitments and required annual debt service amounts. Do not include long-term commitments for postemployment benefits other than pensions (OPEB). OPEB is disclosed in item S7A.

Type of Commitment	# of Years Remaining	SACS Fund and Object Codes Used For:		Principal Balance as of July 1, 2011
		Funding Sources (Revenues)	Debt Service (Expenditures)	
Capital Leases				
Certificates of Participation	17	FD 25-MITIGATION FEES, GF-RESERVES	FD 56- OBJECT 7438, 7439 PRINCIPAL, INTEREST	14,810,000
General Obligation Bonds				
Supp Early Retirement Program				
State School Building Loans				
Compensated Absences				

Other Long-term Commitments (do not include OPEB):

Type of Commitment (continued)	Prior Year (2010-11) Annual Payment (P & I)	Budget Year (2011-12) Annual Payment (P & I)	1st Subsequent Year (2012-13) Annual Payment (P & I)	2nd Subsequent Year (2013-14) Annual Payment (P & I)
Capital Leases				
Certificates of Participation	2,210,591	2,210,601	1,290,334	1,291,234
General Obligation Bonds				
Supp Early Retirement Program				
State School Building Loans				
Compensated Absences				

Other Long-term Commitments (continued):

Total Annual Payments: 2,210,591 2,210,601 1,290,334 1,291,234

Has total annual payment increased over prior year (2010-11)? Yes No No

S6B. Comparison of the District's Annual Payments to Prior Year Annual Payment

DATA ENTRY: Enter an explanation if Yes.

- 1a. Yes - Annual payments for long-term commitments have increased in one or more of the budget or two subsequent fiscal years. Explain how the increase in annual payments will be funded.

Explanation:
(required if Yes
to increase in total
annual payments)

The 2011-12 annual debt service is \$10.00 higher than 2010-11 - a big change!

S6C. Identification of Decreases to Funding Sources Used to Pay Long-term Commitments

DATA ENTRY: Click the appropriate Yes or No button in item 1; if Yes, an explanation is required in item 2.

1. Will funding sources used to pay long-term commitments decrease or expire prior to the end of the commitment period, or are they one-time sources?

Yes

2. Yes - Funding sources will decrease or expire prior to the end of the commitment period, or one-time funding sources are being used for long-term commitment annual payments. Provide an explanation for how those funds will be replaced to continue annual debt service commitments.

Explanation:
(required if Yes)

Debt service is only partially supported by Fund 25 as this source of debt service funds is becoming insufficient to support on-going debt service commitments related to Certificatates of Participation. The insufficient reenue is due to lower levels of developer fee mitigation fees. As such, there is an increase in the contribution to Debt Service by the General Fund for the budget year, which may continue for out years.

S7. Unfunded Liabilities

Estimate the unfunded liability for postemployment benefits other than pensions (OPEB) based on an actuarial valuation, if required, or other method; identify or estimate the annual required contribution; and indicate how the obligation is funded (pay-as-you-go, amortized over a specific period, etc.).

Estimate the unfunded liability for self-insurance programs such as workers' compensation based on an actuarial valuation, if required, or other method; identify or estimate the required contribution; and indicate how the obligation is funded (level of risk retained, funding approach, etc.).

S7A. Identification of the District's Estimated Unfunded Liability for Postemployment Benefits Other than Pensions (OPEB)

DATA ENTRY: Click the appropriate button in item 1 and enter data in all other applicable items; there are no extractions in this section except the budget year data on line 5b.

1. Does your district provide postemployment benefits other than pensions (OPEB)? (If No, skip items 2-5)

2. For the district's OPEB:
a. Are they lifetime benefits?

b. Do benefits continue past age 65?

c. Describe any other characteristics of the district's OPEB program including eligibility criteria and amounts, if any, that retirees are required to contribute toward their own benefits:

Health care benefits provided to certificated employees who retire from the District on or after attaining age 55 with at least 10 years of service, coverage until age 65 (retirements prior to 7/1/10); age 57 with at least 15 years of service, coverage for 8 years (retirements after 7/1/10). Benefits provided to classified employees who retire from the District on or after attaining age 50 with at least 10 years of service. The District contributes 100% of the amount of the premiums for certificated retirees and an annual entitlement for classified retirees. The District does not contribute toward

3. a. Are OPEB financed on a pay-as-you-go, actuarial cost, or other method?
 b. Indicate any accumulated amounts earmarked for OPEB in a self-insurance or governmental fund

Self-Insurance Fund	Governmental Fund
26,667,821	0

4. OPEB Liabilities
 a. OPEB actuarial accrued liability (AAL)
 b. OPEB unfunded actuarial accrued liability (UAAL)
 c. Are AAL and UAAL based on the district's estimate or an actuarial valuation?
 d. If based on an actuarial valuation, indicate the date of the OPEB valuation

5. OPEB Contributions

	Budget Year (2011-12)	1st Subsequent Year (2012-13)	2nd Subsequent Year (2013-14)
a. OPEB annual required contribution (ARC) per actuarial valuation or Alternative Measurement Method	4,302,438.00	4,302,438.00	4,302,438.00
b. OPEB amount contributed (for this purpose, include premiums paid to a self-insurance fund) (funds 01-70, objects 3701-3752)	1,212,265.00	1,212,265.00	1,212,265.00
c. Cost of OPEB benefits (equivalent of "pay-as-you-go" amount)	1,250,975.00	1,250,975.00	1,250,975.00
d. Number of retirees receiving OPEB benefits	191	191	191

S7B. Identification of the District's Unfunded Liability for Self-Insurance Programs

DATA ENTRY: Click the appropriate button in item 1 and enter data in all other applicable items; there are no extractions in this section.

1. Does your district operate any self-insurance programs such as workers' compensation, employee health and welfare, or property and liability? (Do not include OPEB, which is covered in Section S7A) (If No, skip items 2-4)

Yes

2. Describe each self-insurance program operated by the district, including details for each such as level of risk retained, funding approach, basis for valuation (district's estimate or actuarial), and date of the valuation:

The District participates in the ASCIP public risk pool JPA for workers' compensation. The self-insured retention (SIR) is administered in the District's workers' compensation self-insurance fund. Workers' compensation claims in excess of \$350,000 SIR are covered up to \$10,000,000 per occurrence in the risk pool. Eligibility is per state statute. Self-insurance requirements are based on annual actuarial. The District maintains a self-insured health plan. The SIR is administered in the District's medical self-insurance fund. Medical claims in excess of \$150,000 SIR are covered up to \$2,000,000 lifetime maximum benefit per member through excess insurance. Self-insurance reserve requirements are based on actuarial. The District participates in the ASCIP public risk pool JPA for property and liability, crime and auto physical damage. The SIR is \$25,000 on property damage and \$100,000 for liability. Property is covered up to \$500,000,000 and liability up to \$20,000,000.

3. Self-Insurance Liabilities

- a. Accrued liability for self-insurance programs
b. Unfunded liability for self-insurance programs

9,066,693.00
0.00

4. Self-Insurance Contributions

- a. Required contribution (funding) for self-insurance programs
b. Amount contributed (funded) for self-insurance programs

	Budget Year (2011-12)	1st Subsequent Year (2012-13)	2nd Subsequent Year (2013-14)
a. Required contribution (funding) for self-insurance programs	32,430,187.00	32,430,187.00	32,430,187.00
b. Amount contributed (funded) for self-insurance programs	32,430,187.00	32,430,187.00	32,430,187.00

S8. Status of Labor Agreements

Analyze the status of employee labor agreements. Identify new labor agreements, as well as new commitments provided as part of previously ratified multiyear agreements; and include all contracts, including all administrator contracts (and including all compensation). For new agreements, indicate the date of the required board meeting. Compare the increase in new commitments to the projected increase in ongoing revenues, and explain how these commitments will be funded in future fiscal years.

If salary and benefit negotiations are not finalized at budget adoption, upon settlement with certificated or classified staff:

The school district must determine the cost of the settlement, including salaries, benefits, and any other agreements that change costs, and provide the county office of education (COE) with an analysis of the cost of the settlement and its impact on the operating budget.

The county superintendent shall review the analysis relative to the criteria and standards, and may provide written comments to the president of the district governing board and superintendent.

S8A. Cost Analysis of District's Labor Agreements - Certificated (Non-management) Employees

DATA ENTRY: Enter all applicable data items; there are no extractions in this section.

	Prior Year (2nd Interim) (2010-11)	Budget Year (2011-12)	1st Subsequent Year (2012-13)	2nd Subsequent Year (2013-14)
Number of certificated (non-management) full-time-equivalent (FTE) positions	1,899.4	1,891.4	1,891.4	1,891.4

Certificated (Non-management) Salary and Benefit Negotiations

1. Are salary and benefit negotiations settled for the budget year?

No

If Yes, and the corresponding public disclosure documents have been filed with the COE, complete questions 2 and 3.

If Yes, and the corresponding public disclosure documents have not been filed with the COE, complete questions 2-5.

If No, identify the unsettled negotiations including any prior year unsettled negotiations and then complete questions 6 and 7.

Salary and other provisions have been negotiated for the budget year. However, health benefits are only negotiated for the first half of the budget year as the plan year ends December 31, 2011.

Negotiations Settled

2a. Per Government Code Section 3547.5(a), date of public disclosure board meeting:

2b. Per Government Code Section 3547.5(b), was the agreement certified by the district superintendent and chief business official?

If Yes, date of Superintendent and CBO certification:

3. Per Government Code Section 3547.5(c), was a budget revision adopted to meet the costs of the agreement?

If Yes, date of budget revision board adoption:

4. Period covered by the agreement:

Begin Date:

End Date:

5. Salary settlement:

Budget Year
(2011-12)

1st Subsequent Year
(2012-13)

2nd Subsequent Year
(2013-14)

Is the cost of salary settlement included in the budget and multiyear projections (MYPs)?

--	--	--

One Year Agreement

Total cost of salary settlement

--	--	--

% change in salary schedule from prior year

--

or

Multiyear Agreement

Total cost of salary settlement

--	--	--

% change in salary schedule from prior year (may enter text, such as "Reopener")

--	--	--

Identify the source of funding that will be used to support multiyear salary commitments:

Negotiations Not Settled

6. Cost of a one percent increase in salary and statutory benefits

1,728,402

7. Amount included for any tentative salary schedule increases

Budget Year (2011-12)	1st Subsequent Year (2012-13)	2nd Subsequent Year (2013-14)
0	0	0

Certificated (Non-management) Health and Welfare (H&W) Benefits

- Are costs of H&W benefit changes included in the budget and MYPs?
- Total cost of H&W benefits
- Percent of H&W cost paid by employer
- Percent projected change in H&W cost over prior year

Budget Year (2011-12)	1st Subsequent Year (2012-13)	2nd Subsequent Year (2013-14)
No	No	No
17,542,945	17,511,639	17,511,639
76.0%	74.0%	74.0%
0.0%	0.0%	0.0%

Certificated (Non-management) Prior Year Settlements

Are any new costs from prior year settlements included in the budget?
If Yes, amount of new costs included in the budget and MYPs
If Yes, explain the nature of the new costs:

Yes		
208,829		

Change in furlough days for counselors from 10 days in 2010-11 to 5 days in 2011-12.

Certificated (Non-management) Step and Column Adjustments

- Are step & column adjustments included in the budget and MYPs?
- Cost of step & column adjustments
- Percent change in step & column over prior year

Budget Year (2011-12)	1st Subsequent Year (2012-13)	2nd Subsequent Year (2013-14)
Yes	Yes	Yes
2,591,637	2,620,292	2,649,340
1.7%	1.7%	1.7%

Certificated (Non-management) Attrition (layoffs and retirements)

- Are savings from attrition included in the budget and MYPs?
- Are additional H&W benefits for those laid-off or retired employees included in the budget and MYPs?

Budget Year (2011-12)	1st Subsequent Year (2012-13)	2nd Subsequent Year (2013-14)
Yes	No	No
Yes	Yes	Yes

Certificated (Non-management) - Other

List other significant contract changes and the cost impact of each change (i.e., class size, hours of employment, leave of absence, bonuses, etc.):

S8B. Cost Analysis of District's Labor Agreements - Classified (Non-management) Employees

DATA ENTRY: Enter all applicable data items; there are no extractions in this section.

	Prior Year (2nd Interim) (2010-11)	Budget Year (2011-12)	1st Subsequent Year (2012-13)	2nd Subsequent Year (2013-14)
Number of classified (non-management) FTE positions	1,033.7	1,062.9	1,062.9	1,062.9

Classified (Non-management) Salary and Benefit Negotiations

1. Are salary and benefit negotiations settled for the budget year?

If Yes, and the corresponding public disclosure documents have been filed with the COE, complete questions 2 and 3.

If Yes, and the corresponding public disclosure documents have not been filed with the COE, complete questions 2-5.

If No, identify the unsettled negotiations including any prior year unsettled negotiations and then complete questions 6 and 7.

Salary and other provisions have been negotiated for the budget year. However, health benefits are only negotiated for the first half of the budget year as the plan year ends December 31, 2011.

Negotiations Settled

2a. Per Government Code Section 3547.5(a), date of public disclosure board meeting:

2b. Per Government Code Section 3547.5(b), was the agreement certified by the district superintendent and chief business official?
If Yes, date of Superintendent and CBO certification:

3. Per Government Code Section 3547.5(c), was a budget revision adopted to meet the costs of the agreement?
If Yes, date of budget revision board adoption:

4. Period covered by the agreement: Begin Date: End Date:

5. Salary settlement:

	Budget Year (2011-12)	1st Subsequent Year (2012-13)	2nd Subsequent Year (2013-14)
Is the cost of salary settlement included in the budget and multiyear projections (MYPs)?	<input type="text"/>	<input type="text"/>	<input type="text"/>

One Year Agreement
Total cost of salary settlement
% change in salary schedule from prior year

Multiyear Agreement
Total cost of salary settlement
% change in salary schedule from prior year (may enter text, such as "Reopener")

Identify the source of funding that will be used to support multiyear salary commitments:

Negotiations Not Settled

6. Cost of a one percent increase in salary and statutory benefits

7. Amount included for any tentative salary schedule increases

	Budget Year (2011-12)	1st Subsequent Year (2012-13)	2nd Subsequent Year (2013-14)
	0	0	0

Classified (Non-management) Health and Welfare (H&W) Benefits

1. Are costs of H&W benefit changes included in the budget and MYPs?
2. Total cost of H&W benefits
3. Percent of H&W cost paid by employer
4. Percent projected change in H&W cost over prior year

Budget Year (2011-12)	1st Subsequent Year (2012-13)	2nd Subsequent Year (2013-14)
Yes	Yes	Yes
9,289,912	9,289,912	9,289,912
76.0%	74.0%	74.0%
0.0%	0.0%	0.0%

Classified (Non-management) Prior Year Settlements

- Are any new costs from prior year settlements included in the budget?
If Yes, amount of new costs included in the budget and MYPs
If Yes, explain the nature of the new costs:

No		
----	--	--

Classified (Non-management) Step and Column Adjustments

1. Are step & column adjustments included in the budget and MYPs?
2. Cost of step & column adjustments
3. Percent change in step & column over prior year

Budget Year (2011-12)	1st Subsequent Year (2012-13)	2nd Subsequent Year (2013-14)
Yes	Yes	Yes
437,235	440,574	443,941
9.0%	9.0%	9.0%

Classified (Non-management) Attrition (layoffs and retirements)

1. Are savings from attrition included in the budget and MYPs?
2. Are additional H&W benefits for those laid-off or retired employees included in the budget and MYPs?

Budget Year (2011-12)	1st Subsequent Year (2012-13)	2nd Subsequent Year (2013-14)
Yes	No	No
Yes	Yes	Yes

Classified (Non-management) - Other

List other significant contract changes and the cost impact of each change (i.e., hours of employment, leave of absence, bonuses, etc.):

S8C. Cost Analysis of District's Labor Agreements - Management/Supervisor/Confidential Employees

DATA ENTRY; Enter all applicable data items; there are no extractions in this section.

	Prior Year (2nd Interim) (2010-11)	Budget Year (2011-12)	1st Subsequent Year (2012-13)	2nd Subsequent Year (2013-14)
Number of management, supervisor, and confidential FTE positions	212.0	216.0	216.0	216.0

Management/Supervisor/Confidential Salary and Benefit Negotiations

1. Are salary and benefit negotiations settled for the budget year?

No

If Yes, complete question 2.

If No, identify the unsettled negotiations including any prior year unsettled negotiations and then complete questions 3 and 4.

Salary and other provisions have been negotiated for the budget year. However, health benefits are only negotiated for the first half of the budget year as the plan year ends December 31, 2011.

If n/a, skip the remainder of Section S8C.

Negotiations Settled

2. Salary settlement:

Is the cost of salary settlement included in the budget and multiyear projections (MYPs)?

Total cost of salary settlement

% change in salary schedule from prior year (may enter text, such as "Reopener")

	Budget Year (2011-12)	1st Subsequent Year (2012-13)	2nd Subsequent Year (2013-14)
Is the cost of salary settlement included in the budget and multiyear projections (MYPs)?			
Total cost of salary settlement			
% change in salary schedule from prior year (may enter text, such as "Reopener")			

Negotiations Not Settled

3. Cost of a one percent increase in salary and statutory benefits

267,553

4. Amount included for any tentative salary schedule increases

	Budget Year (2011-12)	1st Subsequent Year (2012-13)	2nd Subsequent Year (2013-14)
Amount included for any tentative salary schedule increases			

Management/Supervisor/Confidential Health and Welfare (H&W) Benefits

1. Are costs of H&W benefit changes included in the budget and MYPs?
2. Total cost of H&W benefits
3. Percent of H&W cost paid by employer
4. Percent projected change in H&W cost over prior year

	Budget Year (2011-12)	1st Subsequent Year (2012-13)	2nd Subsequent Year (2013-14)
Are costs of H&W benefit changes included in the budget and MYPs?	Yes	Yes	Yes
Total cost of H&W benefits	2,065,715	2,065,715	2,065,715
Percent of H&W cost paid by employer	76.0%	74.0%	74.0%
Percent projected change in H&W cost over prior year	0.0%	0.0%	0.0%

Management/Supervisor/Confidential Step and Column Adjustments

1. Are step & column adjustments included in the budget and MYPs?
2. Cost of step and column adjustments
3. Percent change in step & column over prior year

	Budget Year (2011-12)	1st Subsequent Year (2012-13)	2nd Subsequent Year (2013-14)
Are step & column adjustments included in the budget and MYPs?	Yes	Yes	Yes
Cost of step and column adjustments	142,314	143,684	145,069
Percent change in step & column over prior year	0.6%	0.6%	0.6%

Management/Supervisor/Confidential Other Benefits (mileage, bonuses, etc.)

1. Are costs of other benefits included in the budget and MYPs?
2. Total cost of other benefits
3. Percent change in cost of other benefits over prior year

	Budget Year (2011-12)	1st Subsequent Year (2012-13)	2nd Subsequent Year (2013-14)
Are costs of other benefits included in the budget and MYPs?	Yes	Yes	Yes
Total cost of other benefits	286,200	286,200	286,200
Percent change in cost of other benefits over prior year	0.0%	0.0%	0.0%

ADDITIONAL FISCAL INDICATORS

The following fiscal indicators are designed to provide additional data for reviewing agencies. A "Yes" answer to any single indicator does not necessarily suggest a cause for concern, but may alert the reviewing agency to the need for additional review.

DATA ENTRY: Click the appropriate Yes or No button for items A1 through A9 except item A3, which is automatically completed based on data in Criterion 2.

- A1. Do cash flow projections show that the district will end the budget year with a negative cash balance in the general fund?

- A2. Is the system of personnel position control independent from the payroll system?

- A3. Is enrollment decreasing in both the prior fiscal year and budget year? (Data from the enrollment budget column of Criterion 2A are used to determine Yes or No)

- A4. Are new charter schools operating in district boundaries that impact the district's enrollment, either in the prior fiscal year or budget year?

- A5. Has the district entered into a bargaining agreement where any of the budget or subsequent years of the agreement would result in salary increases that are expected to exceed the projected state funded cost-of-living adjustment?

- A6. Does the district provide uncapped (100% employer paid) health benefits for current or retired employees?

- A7. Is the district's financial system independent of the county office system?

- A8. Does the district have any reports that indicate fiscal distress pursuant to Education Code Section 42127.6(a)? (If Yes, provide copies to the county office of education)

- A9. Have there been personnel changes in the superintendent or chief business official positions within the last 12 months?

When providing comments for additional fiscal indicators, please include the item number applicable to each comment.

Comments:
(optional)

End of School District Budget Criteria and Standards Review

**Board Meeting Agenda
June 20, 2011**

Topic: Resolution No. 2010/11-75 – Resolution of the Board of Education Granting an Easement and Right-of-Way to the City of Riverside, a California Charter City and Municipal Corporation of the State of California, for Public Street and Highway Purposes at Poly High School

Presented by: Janet Dixon, Director, Facilities Planning and Development

Responsible

Cabinet Member: Kirk R. Lewis, Ed.D., Assistant Superintendent Operations

Type of Item: Action

Short Description: On June 6, 2011, the Board of Education declared its intent to grant an easement to the City of Riverside and called for a public hearing to be held on June 20, 2011. Support of this resolution will initiate the granting of the easement and right-of-way to the City of Riverside.

DESCRIPTION OF AGENDA ITEM:

Having held a public hearing regarding the granting of an easement and right-of-way to the City of Riverside for Public Street and highway purposes at Poly High School, the Riverside Unified School District will now consider adopting Resolution No. 2010/11-75, granting an easement.

FISCAL IMPACT: None

RECOMMENDATION: It is recommended that the Board of Education adopt Resolution No. 2010/11-75.

ADDITIONAL MATERIAL: Resolution No. 2010/11-75.

Attached: Yes

Resolution No. 2010/11-75

Resolution of the Board of Education Granting an Easement and Right-of-Way to the City of Riverside, a California Charter City and Municipal Corporation of the State of California, for Public Street and Highway Purposes at Poly High School

WHEREAS, the Board of Education provided notice of its intent to grant an easement and Right-of-Way to the City of Riverside a California charter city and municipal corporation of the State of California, as Grantee, its successors and assigns, by adopting Resolution No. 2010/11-51, by advertising in *The Press Enterprise*, and by posting a notice in three (3) public places pursuant to the Education Code, for public street and highway purposes, together with all rights to construct and maintain utilities, sewers, drains and other improvements consistent with the use as a public street and highway, in, under, upon, over and along that certain real property as described in **EXHIBIT A** attached hereto and incorporated herein by this reference, located in the City of Riverside, County of Riverside, State of California.

THEREFORE, BE IT RESOLVED that the Deputy Superintendent, Business and Governmental Relations, is hereby authorized and directed to execute a Grant of Easement and Right-of-Way for public street and highway at Poly High School for that certain real property described in Exhibit A to the City of Riverside, County of Riverside, State of California.

We certify that the Resolution above was duly adopted by the Board of Education of the Riverside Unified School District at its regular meeting held on June 20, 2011.

Mr. Tom Hunt, President
Board of Education

Mrs. Gayle Cloud, Clerk
Board of Education

Dr. Charles Beaty, Vice-President
Board of Education

Mr. Lewis Vanderzyl, Member
Board of Education

Mrs. Kathy Allavie, Member
Board of Education

EXHIBIT "A"

APN: 223-200-001
PW11-0006

That certain real property in the City of Riverside, County of Riverside, State of California described as follows:

That portion of the Northwest one-quarter of the Northeast one-quarter of the Southeast one-quarter of Section 35, Township 2 South, Range 5 West, S.B.M., described as follows:

Commencing at the centerline intersection of Central Avenue and the centerline of Victoria Avenue as shown on Record of Survey on file in Book 33 at Page 47 thereof, Records of Riverside County, California;

Thence N.89°17'14"E. along the centerline of said Central Avenue, a distance of 437.11 feet;

Thence S.00°42'46"E., a distance of 55.00 feet to a point on the Northerly line of that certain parcel of land described as Parcel "B" on Resolution No. 9758, recorded September 3, 1963 as Instrument no. 92429, Official Records of Riverside County, California, now being the Southerly line of Central Avenue, said point being the Point of Beginning of the parcel of land to be described;

Thence S.45°11'40"E., a distance of 54.80 feet;

Thence S.00°42'46"E., a distance of 20.90 feet to a line parallel with and distant 60.00 feet Southerly, measured at right angles from the Southerly line of Central Avenue as established by said Resolution no. 9758;

Thence N.89°17'14"E. along said parallel line, a distance of 68.00 feet;


Thence N.00°42'46"W., a distance of 27.76 feet;

Thence N.44°42'17"E., a distance of 45.93 feet to the Southerly line of said Central Avenue;

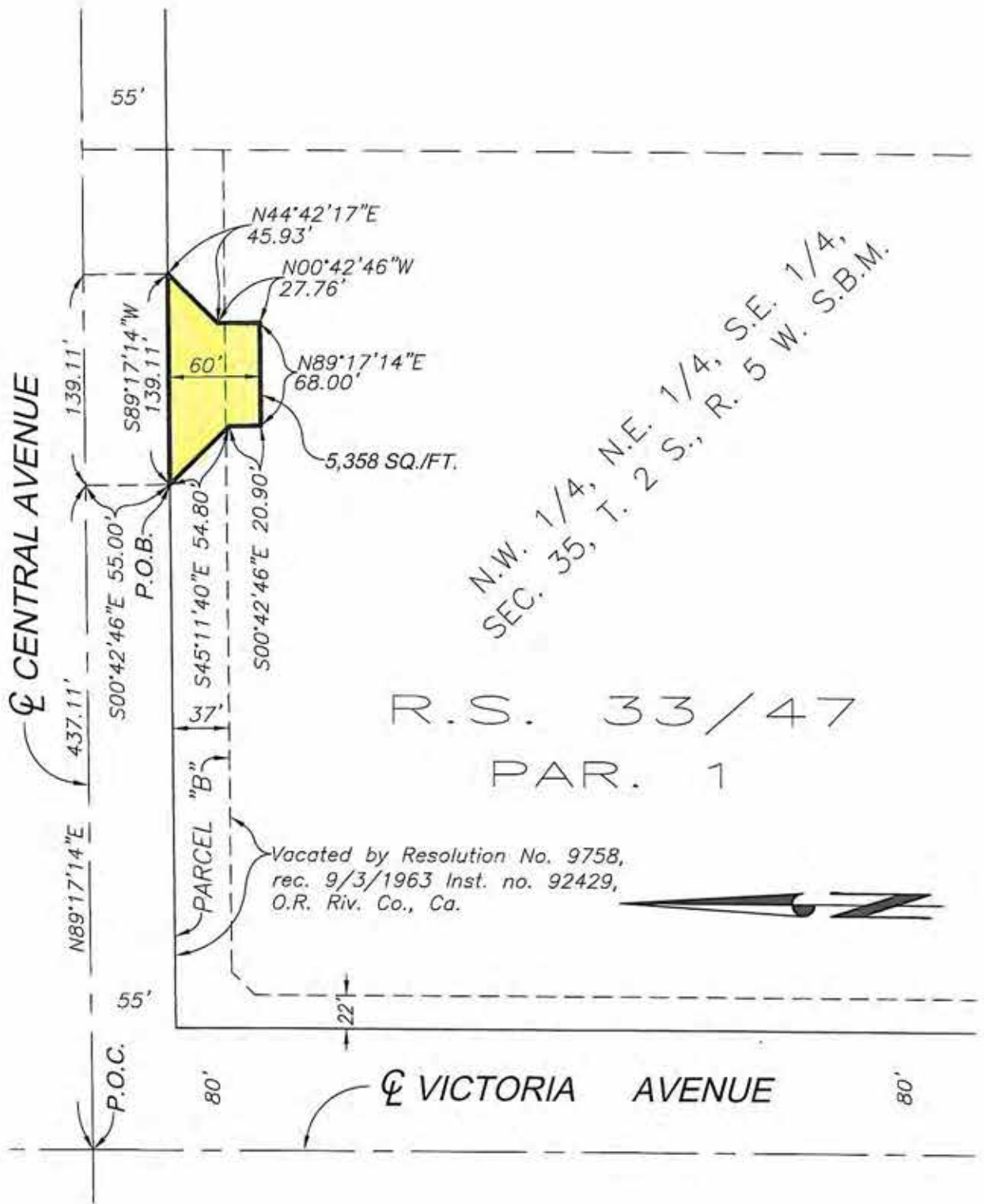
Thence S.89°17'14"W. along said Southerly line, a distance of 139.11 feet to the point of beginning.

The above described parcel of land contains 5,358 square feet, more or less.

This description was prepared by me or under my direction in conformance with the requirements of the Land Surveyors Act.


Mark S. Brown, L.S. 5655 4/28/11 Date Prep. EV
License Expires 9/30/11





N.W. 1/4, N.E. 1/4, S.E. 1/4,
 SEC. 35, T. 2 S., R. 5 W. S.B.M.

R.S. 33/47
 PAR. 1

Vacated by Resolution No. 9758,
 rec. 9/3/1963 Inst. no. 92429,
 O.R. Riv. Co., Ca.



• CITY OF RIVERSIDE, CALIFORNIA •

THIS PLAT IS SOLELY AN AID IN LOCATING THE PARCEL(S) DESCRIBED IN THE ATTACHED DOCUMENT. IT IS NOT A PART OF THE WRITTEN DESCRIPTION THEREIN.

SHEET 1 OF 1

SCALE: 1"=100' DRAWN BY: EV DATE: 4/27/11 SUBJECT: PW11-0006 RIGHT-OF-WAY

**Board Meeting Agenda
June 20, 2011**

Topic: Resolution No. 2010/2011-53 Levying Special Taxes for Fiscal Year 2011-12 on Community Facilities District (CFD) No. 2,
Resolution No. 2010/2011-54 Levying Special Taxes for Fiscal Year 2011-12 on Community Facilities District (CFD) No. 3,
Resolution No. 2010/2011-55 Levying Special Taxes for Fiscal Year 2011-12 on Community Facilities District (CFD) No. 4,
Resolution No. 2010/2011-56 Levying Special Taxes for Fiscal Year 2011-12 on Community Facilities District (CFD) No. 6 (Improvement Areas No. 1 and No. 2),
Resolution No. 2010/2011-57 Levying Special Taxes for Fiscal Year 2011-12 on Community Facilities District (CFD) No. 7,
Resolution No. 2010/2011-58 Levying Special Taxes for Fiscal Year 2011-12 on Community Facilities District (CFD) No. 8,
Resolution No. 2010/2011-59 Levying Special Taxes for Fiscal Year 2011-12 on Community Facilities District (CFD) No. 9 (Improvement Areas No. 1, No. 2, No. 3, No. 4, and No. 5),
Resolution No. 2010/2011-60 Levying Special Taxes for Fiscal Year 2011-12 on Community Facilities District (CFD) No. 10,
Resolution No. 2010/2011-61 Levying Special Taxes for Fiscal Year 2011-12 on Community Facilities District (CFD) No. 11,
Resolution No. 2010/2011-62 Levying Special Taxes for Fiscal Year 2011-12 on Community Facilities District (CFD) No. 12 (Bridle Creek)
Resolution No. 2010/2011-63 Levying Special Taxes for Fiscal Year 2011-12 on Community Facilities District (CFD) No. 13 (Improvement Area No.1),
Resolution No. 2010/2011-64 Levying Special Taxes for Fiscal Year 2011-12 on Community Facilities District (CFD) No. 14,
Resolution No. 2010/2011-65 Levying Special Taxes for Fiscal Year 2011-12 on Community Facilities District (CFD) No. 15 (Improvement Areas No. 1, No. 2, and No. 3),
Resolution No. 2010/2011-66 Levying Special Taxes for Fiscal Year 2011-12 on Community Facilities District (CFD) No. 16,
Resolution No. 2010/2011-67 Levying Special Taxes for Fiscal Year 2011-12 on Community Facilities District (CFD) No. 17 (Aldea Village)
Resolution No. 2010/2011-68 Levying Special Taxes for Fiscal Year 2011-12 on Community Facilities District (CFD) No. 18,
Resolution No. 2010/2011-69 Levying Special Taxes for Fiscal Year 2011-12 on Community Facilities District (CFD) No. 20,

Resolution No. 2010/2011-70 Levying Special Taxes for Fiscal Year 2011-12 on Community Facilities District (CFD) No. 21 (Improvement Area No. 2),
Resolution No. 2010/2011-71 Levying Special Taxes for Fiscal Year 2011-12 on Community Facilities District (CFD) No. 22,
Resolution No. 2010/2011-72 Levying Special Taxes for Fiscal Year 2011-12 on Community Facilities District (CFD) No. 24,
Resolution No. 2010/2011-73 Levying Special Taxes for Fiscal Year 2011-12 on Community Facilities District (CFD) No. 26,
Resolution No. 2010/2011-74 Levying Special Taxes for Fiscal Year 2011-12 on Community Facilities District (CFD) No. 27

Presented by: Janet Dixon, Director, Planning and Development

Responsible

Cabinet Member: Kirk Lewis, Ed.D., Assistant Superintendent, Operations

Type of Item: Action

Short Description: It is necessary that the Board of Education of Riverside Unified School District levy special taxes on property within Community Facilities Districts No. 2, No. 3, No. 4, No. 6 (Improvement Areas No. 1 and No. 2), No. 7, No. 8, No. 9 (Improvement Areas No. 1, No. 2, No. 3, No. 4 and No. 5), No. 10, No. 11, No. 12 (Bridle Creek), No. 13 (Improvement Area No. 1), No. 14, No. 15 (Improvement Areas No. 1, No. 2, and No. 3), No. 16, No. 17 (Aldea Village), No. 18, No. 20, No. 21 (Improvement Area No. 2), No. 22, No. 24, No. 26 and No. 27.

DESCRIPTION OF AGENDA ITEM:

The Board of Education must adopt levying special taxes on taxable property in Community Facilities Districts No. 2, No. 3, No. 4, No. 6 (Improvement Areas No. 1 and No.2), No. 7, No. 8, No. 9 (Improvement Areas No.1, No.2, No.3, No.4, and No. 5), No. 10, No. 11, No. 12 (Bridle Creek), No. 13 (Improvement Area No.1), No. 14, No. 15(Improvement Areas No. 1, No. 2 and No. 3), No. 16, No. 17 (Aldea Village), No. 18, No. 20, No. 21(Improvement Area No.2), No. 22, No. 24, No. 26 and No. 27 for the fiscal year 2011-12 to pay for administrative expenses incurred in connection with the levy and collection of said special taxes and the payment of such principal and interest.

FISCAL IMPACT: Tax levies will cover district expenses for management of CFD's and allow the Fiscal Agent to make interest and principle payments to bondholders.

RECOMMENDATION: It is recommended that the Board adopt Resolution No. 2010/11-53 through Resolution No. 2010/11-74.

ADDITIONAL MATERIAL: Resolution No. 2010/11-53 through Resolution No. 2010/11-74 and CFD maps.

Attached: Yes

RESOLUTION NO. 2010/11-53

RESOLUTION OF THE BOARD OF EDUCATION OF RIVERSIDE UNIFIED SCHOOL DISTRICT LEVYING SPECIAL TAXES TO BE COLLECTED DURING FISCAL YEAR 2011-12 FOR THE PAYMENT OF THE PRINCIPAL OF AND INTEREST ON AND ADMINISTRATIVE EXPENSES WITH RESPECT TO THE BONDS OF COMMUNITY FACILITIES DISTRICT NO. 2 OF RIVERSIDE UNIFIED SCHOOL DISTRICT

WHEREAS, it is necessary that the Board of Education of Riverside Unified School District (the "Board of Education") levy special taxes pursuant to Sections 53340 and 53358 of the Government Code for the payment of the principal of and interest on the outstanding bonds of Community Facilities District No. 2 of Riverside Unified School District, County of Riverside, State of California (the "District"), and for the payment of administrative expenses incurred in connection with the levy and collection of said special taxes and the payment of such principal and interest; and

WHEREAS, pursuant to Section 53340 of the Government Code, the Board of Education may by resolution provide for the levy of special taxes on parcels of taxable property in the District at a rate provided by ordinance or at a lower rate; and

WHEREAS, the Board of Education has previously levied special taxes on parcels of taxable property in the District by ordinance, the rates of the special taxes that will be levied on such parcels for fiscal year 2011-12 will not exceed the rates of the special taxes that have previously been levied by ordinance;

NOW, THEREFORE, BE IT RESOLVED, DETERMINED AND ORDERED BY THE BOARD OF EDUCATION OF RIVERSIDE UNIFIED SCHOOL DISTRICT DOES ORDAIN AS FOLLOWS:

Section 1. Levy of Special Taxes. Special taxes shall be and are hereby levied for the 2011-12 fiscal year on all parcels of real property within the District which are subject to taxation, which are identified in Exhibit "A" attached hereto, and in the amount set forth for each such parcel in said Exhibit "A." Pursuant to Sections 53340 and 53358 of the Government Code, such special taxes shall be collected in the same manner as ordinary ad valorem property taxes are collected and shall be subject to the same penalties and the same procedure, sale, and lien priority in case of delinquency as is provided for ad valorem taxes.

Section 2. Transmittal to County. The Clerk of the Board of Education shall immediately following adoption of this resolution transmit a copy hereof to the Board of Supervisors and the County Auditor of the County of Riverside together with a request that the special taxes as levied hereby be collected on the tax bills for the parcels identified in Exhibit "A" hereto, along with the ordinary ad valorem property taxes to be levied on and collected from the owners of said parcels.

PASSED AND ADOPTED by the Board of Education of Riverside Unified School District at a regular meeting held on the 20th day of June, 2011, by the following vote:

AYES:

NOES:

ABSENT:

ABSTAINED:

Clerk of the Board of Education
of Riverside Unified School District

STATE OF CALIFORNIA)
) ss.
COUNTY OF RIVERSIDE)

I, Gayle Cloud, Clerk of the Board of Education of Riverside Unified School District, do hereby certify that the above and foregoing is a full, true and correct copy of Resolution No. 2010/11-53 of the Board of Education of Riverside Unified School District, and that the same has not been amended or repealed.

Dated: _____, 2011

Clerk of the Board of Education
of Riverside Unified School District

**Community Facilities District No. 2
Riverside Unified School District**

Fiscal Year 2011-2012 Special Tax Levy

<u>Assessor's Parcel Number</u>	<u>Tract</u>	<u>Lot</u>	<u>Number of Units</u>	<u>Permit Date</u>	<u>Building Sq. Ft.</u>	<u>Plan Area</u>	<u>FY 2011-12 Maximum Special Tax</u>	<u>FY 2011-12 Special Tax Levy</u>	<u>FY 2010-11 Special Tax Levy</u>
284-032-006-9	28866-3	28	1	10/18/2001	4,151	9	\$699.15	\$463.58	\$475.32
284-032-007-0	28866-3	29	1	10/18/2001	3,709	9	\$699.15	\$414.22	\$424.70
284-032-008-1	28866-3	30	1	10/18/2001	4,151	9	\$699.15	\$463.58	\$475.32
284-032-009-2	28866-3	31	1	10/18/2001	4,151	9	\$699.15	\$463.58	\$475.32
284-032-010-2	28866-3	32	1	10/18/2001	4,476	9	\$699.15	\$499.88	\$512.52
284-032-012-4	28866-4	15	1	3/28/2002	4,122	9	\$699.15	\$460.34	\$471.98
284-032-013-5	28866-4	16	1	3/28/2002	3,138	9	\$699.15	\$350.46	\$359.32
284-033-001-7	28866-3	33	1	10/18/2001	3,709	9	\$699.15	\$414.22	\$424.70
284-033-002-8	28866-3	34	1	10/18/2001	4,151	9	\$699.15	\$463.58	\$475.32
284-033-025-9	28866-4	13	1	3/28/2002	3,411	9	\$699.15	\$380.94	\$390.58
284-033-026-0	28866-4	14	1	3/28/2002	4,122	9	\$699.15	\$460.34	\$471.98
284-034-001-0	28866-4	17	1	3/28/2002	4,122	9	\$699.15	\$460.34	\$471.98
284-034-002-1	28866-4	18	1	3/28/2002	4,122	9	\$699.15	\$460.34	\$471.98
284-034-003-2	28866-4	G	0		0	EX	\$0.00	\$0.00	\$0.00
284-034-004-3	28866-4	H	0		0	EX	\$0.00	\$0.00	\$0.00
284-041-001-2	28866-1	11	1	4/27/2000	2,938	10	\$629.24	\$328.12	\$336.42
284-041-002-3	28866-1	12	1	4/27/2000	3,512	10	\$629.24	\$392.22	\$402.14
284-041-003-4	28866-1	13	1	4/27/2000	3,317	10	\$629.24	\$370.44	\$379.82
284-041-004-5	28866-1	14	1	4/27/2000	3,512	10	\$629.24	\$392.22	\$402.14
284-041-005-6	28866-1	15	1	4/27/2000	2,938	10	\$629.24	\$328.12	\$336.42
284-041-006-7	28866-1	16	1	10/28/1999	3,717	10	\$629.24	\$415.12	\$425.62
284-041-007-8	28866-1	17	1	10/28/1999	3,645	10	\$629.24	\$407.08	\$417.38
284-041-008-9	28866-1	18	1	10/28/1999	2,938	10	\$629.24	\$328.12	\$336.42
284-041-009-0	28866-1	19	1	4/27/2001	3,317	10	\$629.24	\$370.44	\$379.82
284-041-010-0	28866-1	POR K	0		0	EX	\$0.00	\$0.00	\$0.00
284-041-011-1	28866-1	L	0		0	EX	\$0.00	\$0.00	\$0.00
284-042-001-5	28866-1	20	1	1/10/2000	3,512	10	\$629.24	\$392.22	\$402.14
284-042-002-6	28866-1	21	1	1/10/2000	3,317	10	\$629.24	\$370.44	\$379.82
284-042-003-7	28866-1	22	1	1/10/2000	3,717	10	\$629.24	\$415.12	\$425.62
284-042-004-8	28866-1	23	1	1/10/2000	3,776	10	\$629.24	\$421.70	\$432.38
284-042-005-9	28866-1	24	1	1/10/2000	2,938	10	\$629.24	\$328.12	\$336.42
284-042-006-0	28866-1	25	1	1/10/2000	3,317	10	\$629.24	\$370.44	\$379.82
284-042-007-1	28866-1	26	1	3/1/2000	2,938	10	\$629.24	\$328.12	\$336.42
284-042-008-2	28866-1	27	1	3/1/2000	3,317	10	\$629.24	\$370.44	\$379.82
284-042-009-3	28866-1	28	1	3/1/2000	3,512	10	\$629.24	\$392.22	\$402.14
284-042-010-3	28866-1	29	1	3/1/2000	3,317	10	\$629.24	\$370.44	\$379.82
284-042-011-4	28866-1	30	1	3/1/2000	3,512	10	\$629.24	\$392.22	\$402.14
284-042-012-5	28866-1	31	1	3/1/2000	2,938	10	\$629.24	\$328.12	\$336.42
284-042-013-6	28866-1	32	1	3/1/2000	3,317	10	\$629.24	\$370.44	\$379.82
284-042-014-7	28866-1	33	1	3/1/2000	3,512	10	\$629.24	\$392.22	\$402.14
284-042-015-8	28866-1	34	1	3/1/2000	3,317	10	\$629.24	\$370.44	\$379.82
284-042-016-9	28866-1	35	1	3/1/2000	2,938	10	\$629.24	\$328.12	\$336.42
284-042-017-0	28866-1	36	1	3/1/2000	3,512	10	\$629.24	\$392.22	\$402.14
284-042-018-1	28866-1	37	1	3/1/2000	2,938	10	\$629.24	\$328.12	\$336.42
284-042-019-2	28866-1	38	1	3/1/2000	3,317	10	\$629.24	\$370.44	\$379.82
284-042-020-2	28866-1	39	1	3/1/2000	3,512	10	\$629.24	\$392.22	\$402.14
284-042-021-3	28866-1	M	0		0	EX	\$0.00	\$0.00	\$0.00
284-043-001-8	28866-1	40	1	3/1/2000	3,512	10	\$629.24	\$392.22	\$402.14
284-043-002-9	28866-1	41	1	3/1/2000	3,317	10	\$629.24	\$370.44	\$379.82

**Community Facilities District No. 2
Riverside Unified School District**

Fiscal Year 2011-2012 Special Tax Levy

<u>Assessor's Parcel Number</u>	<u>Tract</u>	<u>Lot</u>	<u>Number of Units</u>	<u>Permit Date</u>	<u>Building Sq. Ft.</u>	<u>Plan Area</u>	<u>FY 2011-12 Maximum Special Tax</u>	<u>FY 2011-12 Special Tax Levy</u>	<u>FY 2010-11 Special Tax Levy</u>
284-043-003-0	28866-1	42	1	3/1/2000	2,938	10	\$629.24	\$328.12	\$336.42
284-043-004-1	28866-1	43	1	3/1/2000	3,317	10	\$629.24	\$370.44	\$379.82
284-043-005-2	28866-1	44	1	3/1/2000	3,512	10	\$629.24	\$392.22	\$402.14
284-043-006-3	28866-1	45	1	4/27/2000	3,512	10	\$629.24	\$392.22	\$402.14
284-043-007-4	28866-1	J	0		0	EX	\$0.00	\$0.00	\$0.00
284-044-001-1	28866-1	58	1	4/27/2000	2,938	10	\$629.24	\$328.12	\$336.42
284-044-002-2	28866-1	59	1	4/27/2000	3,317	10	\$629.24	\$370.44	\$379.82
284-044-003-3	28866-1	60	1	1/10/2000	3,512	10	\$629.24	\$392.22	\$402.14
284-044-004-4	28866-1	61	1	1/10/2000	2,938	10	\$629.24	\$328.12	\$336.42
284-044-005-5	28866-1	62	1	1/10/2000	3,512	10	\$629.24	\$392.22	\$402.14
284-044-006-6	28866-1	63	1	1/10/2000	3,317	10	\$629.24	\$370.44	\$379.82
284-044-007-7	28866-1	64	1	1/10/2000	2,938	10	\$629.24	\$328.12	\$336.42
284-044-008-8	28866-1	65	1	4/27/2000	3,317	10	\$629.24	\$370.44	\$379.82
284-044-009-9	28866-1	66	1	4/27/2000	3,512	10	\$629.24	\$392.22	\$402.14
284-044-010-9	28866-1	67	1	4/27/2000	2,938	10	\$629.24	\$328.12	\$336.42
284-044-011-0	28866-1	68	1	4/27/2000	3,512	10	\$629.24	\$392.22	\$402.14
284-044-012-1	28866-1	69	1	4/27/2000	3,317	10	\$629.24	\$370.44	\$379.82
284-051-001-3	28866-1	1	1	4/27/2000	3,512	10	\$629.24	\$392.22	\$402.14
284-051-002-4	28866-1	2	1	4/27/2000	2,938	10	\$629.24	\$328.12	\$336.42
284-051-003-5	28866-1	3	1	4/27/2000	3,512	10	\$629.24	\$392.22	\$402.14
284-051-004-6	28866-1	4	1	4/27/2000	2,938	10	\$629.24	\$328.12	\$336.42
284-051-005-7	28866-1	5	1	4/27/2000	3,317	10	\$629.24	\$370.44	\$379.82
284-051-006-8	28866-1	6	1	4/27/2000	3,512	10	\$629.24	\$392.22	\$402.14
284-051-007-9	28866-1	7	1	4/27/2000	2,938	10	\$629.24	\$328.12	\$336.42
284-051-008-0	28866-1	8	1	4/27/2000	3,317	10	\$629.24	\$370.44	\$379.82
284-051-009-1	28866-1	9	1	4/27/2000	2,938	10	\$629.24	\$328.12	\$336.42
284-051-010-1	28866-1	10	1	4/27/2000	3,512	10	\$629.24	\$392.22	\$402.14
284-051-011-2	28866-1	POR K	0		0	EX	\$0.00	\$0.00	\$0.00
284-052-001-6	28866-1	46	1	4/27/2000	2,938	10	\$629.24	\$328.12	\$336.42
284-052-002-7	28866-1	47	1	4/27/2000	3,317	10	\$629.24	\$370.44	\$379.82
284-052-003-8	28866-1	48	1	4/27/2000	3,512	10	\$629.24	\$392.22	\$402.14
284-052-004-9	28866-1	49	1	4/27/2000	2,938	10	\$629.24	\$328.12	\$336.42
284-052-005-0	28866-1	50	1	4/27/2000	3,317	10	\$629.24	\$370.44	\$379.82
284-052-006-1	28866-1	51	1	4/27/2000	3,512	10	\$629.24	\$392.22	\$402.14
284-053-001-9	28866-1	52	1	4/27/2000	3,512	10	\$629.24	\$392.22	\$402.14
284-053-002-0	28866-1	53	1	4/27/2000	3,317	10	\$629.24	\$370.44	\$379.82
284-053-003-1	28866-1	54	1	4/27/2000	2,938	10	\$629.24	\$328.12	\$336.42
284-053-004-2	28866-1	55	1	4/27/2000	3,512	10	\$629.24	\$392.22	\$402.14
284-053-005-3	28866-1	56	1	4/27/2000	2,938	10	\$629.24	\$328.12	\$336.42
284-053-006-4	28866-1	57	1	4/27/2000	3,317	10	\$629.24	\$370.44	\$379.82
284-053-007-5	28866-1	70	1	4/27/2000	3,317	10	\$629.24	\$370.44	\$379.82
284-053-008-6	28866-1	71	1	4/27/2000	3,512	10	\$629.24	\$392.22	\$402.14
284-053-009-7	28866-1	72	1	4/27/2000	3,317	10	\$629.24	\$370.44	\$379.82
284-053-010-7	28866-1	73	1	4/27/2000	2,938	10	\$629.24	\$328.12	\$336.42
284-053-011-8	28866-1	74	1	4/27/2000	3,512	10	\$629.24	\$392.22	\$402.14
284-053-012-9	28866-1	75	1	4/27/2000	2,938	10	\$629.24	\$328.12	\$336.42
284-054-001-2	28866-1	76	1	4/27/2000	3,512	10	\$629.24	\$392.22	\$402.14
284-054-002-3	28866-1	77	1	4/27/2000	2,938	10	\$629.24	\$328.12	\$336.42
284-054-003-4	28866-1	78	1	4/27/2000	3,317	10	\$629.24	\$370.44	\$379.82

**Community Facilities District No. 2
Riverside Unified School District**

Fiscal Year 2011-2012 Special Tax Levy

<u>Assessor's Parcel Number</u>	<u>Tract</u>	<u>Lot</u>	<u>Number of Units</u>	<u>Permit Date</u>	<u>Building Sq. Ft.</u>	<u>Plan Area</u>	<u>FY 2011-12 Maximum Special Tax</u>	<u>FY 2011-12 Special Tax Levy</u>	<u>FY 2010-11 Special Tax Levy</u>
284-054-004-5	28866-1	79	1	4/27/2000	3,512	10	\$629.24	\$392.22	\$402.14
284-054-005-6	28866-1	80	1	4/27/2000	2,938	10	\$629.24	\$328.12	\$336.42
284-054-006-7	28866-1	81	1	4/27/2000	3,512	10	\$629.24	\$392.22	\$402.14
284-054-007-8	28866-1	82	1	4/27/2000	2,938	10	\$629.24	\$328.12	\$336.42
284-054-008-9	28866-1	83	1	4/27/2000	2,938	10	\$629.24	\$328.12	\$336.42
284-054-009-0	28866-1	84	1	4/27/2000	3,317	10	\$629.24	\$370.44	\$379.82
284-054-010-0	28866-1	85	1	4/27/2000	3,512	10	\$629.24	\$392.22	\$402.14
284-054-011-1	28866-1	86	1	4/27/2000	3,317	10	\$629.24	\$370.44	\$379.82
284-054-012-2	28866-1	87	1	4/27/2000	2,938	10	\$629.24	\$328.12	\$336.42
284-054-013-3	28866-1	88	1	4/27/2000	3,512	10	\$629.24	\$392.22	\$402.14
284-054-014-4	28866-1	89	1	4/27/2000	2,938	10	\$629.24	\$328.12	\$336.42
284-054-015-5	28866-1	90	1	4/27/2000	3,317	10	\$629.24	\$370.44	\$379.82
284-055-001-5	28866-1	91	1	4/27/2000	3,512	10	\$629.24	\$392.22	\$402.14
284-055-002-6	28866-1	92	1	4/27/2000	3,317	10	\$629.24	\$370.44	\$379.82
284-055-003-7	28866-1	93	1	4/27/2000	2,938	10	\$629.24	\$328.12	\$336.42
284-055-004-8	28866-1	94	1	4/27/2000	3,317	10	\$629.24	\$370.44	\$379.82
284-055-005-9	28866-1	95	1	4/27/2000	3,512	10	\$629.24	\$392.22	\$402.14
284-055-006-0	28866-1	96	1	4/27/2000	2,938	10	\$629.24	\$328.12	\$336.42
284-055-007-1	28866-1	N	0		0	EX	\$0.00	\$0.00	\$0.00
284-061-001-4	21709-2	1	1	1/20/2000	2,688	11	\$541.84	\$300.20	\$307.80
284-061-002-5	21709-2	2	1	1/20/2000	2,803	11	\$541.84	\$313.04	\$320.96
284-061-003-6	21709-2	3	1	1/20/2000	3,096	11	\$541.84	\$345.76	\$354.50
284-061-004-7	21709-2	4	1	3/1/2000	2,688	11	\$541.84	\$300.20	\$307.80
284-061-005-8	21709-2	5	1	3/1/2000	3,096	11	\$541.84	\$345.76	\$354.50
284-061-006-9	21709-2	6	1	3/1/2000	3,815	11	\$541.84	\$426.06	\$436.84
284-061-007-0	21709-2	7	1	3/1/2000	2,688	11	\$541.84	\$300.20	\$307.80
284-061-008-1	21709-2	8	1	3/1/2000	2,803	11	\$541.84	\$313.04	\$320.96
284-061-009-2	21709-2	9	1	3/1/2000	3,096	11	\$541.84	\$345.76	\$354.50
284-061-010-2	21709-2	10	1	3/1/2000	2,803	11	\$541.84	\$313.04	\$320.96
284-061-011-3	21709-2	11	1	3/1/2000	2,803	11	\$541.84	\$313.04	\$320.96
284-061-012-4	21709-2	12	1	12/28/2001	2,688	11	\$541.84	\$300.20	\$307.80
284-061-013-5	21709-2	13	1	7/29/1999	3,815	11	\$541.84	\$426.06	\$436.84
284-061-014-6	21709-2	14	1	7/29/1999	3,096	11	\$541.84	\$345.76	\$354.50
284-061-015-7	21709-2	15	1	7/29/1999	2,803	11	\$541.84	\$313.04	\$320.96
284-061-016-8	21709-2	16	1	7/29/1999	2,688	11	\$541.84	\$300.20	\$307.80
284-061-017-9	21709-2	17	1	12/28/2001	3,815	11	\$541.84	\$426.06	\$436.84
284-061-018-0	21709-2	18	1	12/28/2001	2,803	11	\$541.84	\$313.04	\$320.96
284-062-001-7	21709-2	19	1	12/28/2001	2,688	11	\$541.84	\$300.20	\$307.80
284-062-002-8	21709-2	20	1	12/28/2001	3,815	11	\$541.84	\$426.06	\$436.84
284-062-003-9	21709-2	21	1	12/28/2001	2,803	11	\$541.84	\$313.04	\$320.96
284-062-004-0	21709-2	22	1	3/6/2001	3,815	11	\$541.84	\$426.06	\$436.84
284-062-005-1	21709-2	23	1	3/6/2001	2,827	11	\$541.84	\$315.72	\$323.70
284-062-006-2	21709-2	24	1	3/6/2001	3,615	11	\$541.84	\$403.72	\$413.94
284-062-007-3	21709-2	25	1	3/6/2001	2,803	11	\$541.84	\$313.04	\$320.96
284-062-008-4	21709-2	26	1	3/6/2001	3,815	11	\$541.84	\$426.06	\$436.84
284-062-009-5	21709-2	27	1	3/6/2001	3,096	11	\$541.84	\$345.76	\$354.50
284-062-010-5	21709-2	28	1	3/6/2001	3,096	11	\$541.84	\$345.76	\$354.50
284-063-001-0	21709-2	85	1	1/20/2000	2,688	11	\$541.84	\$300.20	\$307.80
284-063-002-1	21709-2	86	1	1/20/2000	3,815	11	\$541.84	\$426.06	\$436.84

**Community Facilities District No. 2
Riverside Unified School District**

Fiscal Year 2011-2012 Special Tax Levy

<u>Assessor's Parcel Number</u>	<u>Tract</u>	<u>Lot</u>	<u>Number of Units</u>	<u>Permit Date</u>	<u>Building Sq. Ft.</u>	<u>Plan Area</u>	<u>FY 2011-12 Maximum Special Tax</u>	<u>FY 2011-12 Special Tax Levy</u>	<u>FY 2010-11 Special Tax Levy</u>
284-063-003-2	21709-2	87	1	1/20/2000	3,815	11	\$541.84	\$426.06	\$436.84
284-063-004-3	21709-2	88	1	1/20/2000	2,803	11	\$541.84	\$313.04	\$320.96
284-063-005-4	21709-2	89	1	1/20/2000	2,688	11	\$541.84	\$300.20	\$307.80
284-063-006-5	21709-2	90	1	1/20/2000	2,803	11	\$541.84	\$313.04	\$320.96
284-063-007-6	21709-2	91	1	1/20/2000	3,815	11	\$541.84	\$426.06	\$436.84
284-063-008-7	21709-2	92	1	1/20/2000	3,815	11	\$541.84	\$426.06	\$436.84
284-064-001-3	21709-2	93	1	1/20/2000	3,096	11	\$541.84	\$345.76	\$354.50
284-064-002-4	21709-2	94	1	1/20/2000	3,815	11	\$541.84	\$426.06	\$436.84
284-064-003-5	21709-2	95	1	1/20/2000	2,803	11	\$541.84	\$313.04	\$320.96
284-064-004-6	21709-2	96	1	1/20/2000	3,815	11	\$541.84	\$426.06	\$436.84
284-064-005-7	21709-2	97	1	3/6/2001	2,803	11	\$541.84	\$313.04	\$320.96
284-064-006-8	21709-2	98	1	3/6/2001	2,688	11	\$541.84	\$300.20	\$307.80
284-064-007-9	21709-2	99	1	3/6/2001	3,815	11	\$541.84	\$426.06	\$436.84
284-064-008-0	21709-2	100	1	3/6/2001	2,803	11	\$541.84	\$313.04	\$320.96
284-064-009-1	21709-2	101	1	3/6/2001	3,096	11	\$541.84	\$345.76	\$354.50
284-064-010-1	21709-2	102	1	3/6/2001	3,815	11	\$541.84	\$426.06	\$436.84
284-064-011-2	21709-2	103	1	3/6/2001	2,827	11	\$541.84	\$315.72	\$323.70
284-064-012-3	21709-2	104	1	3/1/2000	3,096	11	\$541.84	\$345.76	\$354.50
284-064-013-4	21709-2	105	1	3/1/2000	3,815	11	\$541.84	\$426.06	\$436.84
284-064-014-5	21709-2	106	1	3/1/2000	2,688	11	\$541.84	\$300.20	\$307.80
284-064-015-6	21709-2	107	1	3/1/2000	3,096	11	\$541.84	\$345.76	\$354.50
284-064-016-7	21709-2	108	1	3/1/2000	3,815	11	\$541.84	\$426.06	\$436.84
284-064-017-8	21709-2	109	1	3/1/2000	2,803	11	\$541.84	\$313.04	\$320.96
284-064-018-9	21709-2	110	1	3/1/2000	3,815	11	\$541.84	\$426.06	\$436.84
284-064-019-0	21709-2	111	1	3/1/2000	3,096	11	\$541.84	\$345.76	\$354.50
284-064-020-0	21709-2	112	1	3/1/2000	3,815	11	\$541.84	\$426.06	\$436.84
284-064-021-1	21709-2	113	1	1/20/2000	2,803	11	\$541.84	\$313.04	\$320.96
284-064-022-2	21709-2	114	1	1/20/2000	3,815	11	\$541.84	\$426.06	\$436.84
284-071-001-5	21709-1	1	1	7/12/2000	2,663	11	\$541.84	\$297.40	\$304.92
284-071-002-6	21709-1	2	1	7/12/2000	3,112	11	\$541.84	\$347.54	\$356.34
284-071-003-7	21709-1	3	1	7/12/2000	2,919	11	\$541.84	\$326.00	\$334.24
284-071-004-8	21709-1	4	1	7/12/2000	3,112	11	\$541.84	\$347.54	\$356.34
284-071-005-9	21709-1	5	1	7/12/2000	2,663	11	\$541.84	\$297.40	\$304.92
284-071-006-0	21709-1	6	1	7/12/2000	3,112	11	\$541.84	\$347.54	\$356.34
284-071-007-1	21709-1	7	1	7/12/2000	3,112	11	\$541.84	\$347.54	\$356.34
284-071-008-2	21709-1	8	1	7/12/2000	2,919	11	\$541.84	\$326.00	\$334.24
284-071-009-3	21709-1	9	1	7/12/2000	3,112	11	\$541.84	\$347.54	\$356.34
284-071-010-3	21709-1	10	1	6/13/2000	2,663	11	\$541.84	\$297.40	\$304.92
284-071-011-4	21709-1	11	1	6/13/2000	2,919	11	\$541.84	\$326.00	\$334.24
284-071-012-5	21709-1	12	1	6/13/2000	3,112	11	\$541.84	\$347.54	\$356.34
284-071-013-6	21709-1	13	1	7/12/2000	3,112	11	\$541.84	\$347.54	\$356.34
284-071-014-7	21709-1	14	1	7/12/2000	2,663	11	\$541.84	\$297.40	\$304.92
284-071-015-8	21709-1	15, POR	1	7/12/2000	2,919	11	\$541.84	\$326.00	\$334.24
284-071-016-9	21709-1	17, POR	1	7/12/2000	3,112	11	\$541.84	\$347.54	\$356.34
284-071-017-0	21709-1	18	1	7/12/2000	2,663	11	\$541.84	\$297.40	\$304.92
284-071-018-1	21709-1	19	1	7/12/2000	3,112	11	\$541.84	\$347.54	\$356.34
284-071-019-2	21709-1	20	1	7/12/2000	2,919	11	\$541.84	\$326.00	\$334.24
284-071-020-2	21709-1	21	1	7/12/2000	3,112	11	\$541.84	\$347.54	\$356.34
284-071-021-3	21709-1	22	1	7/12/2000	3,112	11	\$541.84	\$347.54	\$356.34

**Community Facilities District No. 2
Riverside Unified School District**

Fiscal Year 2011-2012 Special Tax Levy

<u>Assessor's Parcel Number</u>	<u>Tract</u>	<u>Lot</u>	<u>Number of Units</u>	<u>Permit Date</u>	<u>Building Sq. Ft.</u>	<u>Plan Area</u>	<u>FY 2011-12 Maximum Special Tax</u>	<u>FY 2011-12 Special Tax Levy</u>	<u>FY 2010-11 Special Tax Levy</u>
284-071-022-4	21709-1	23	1	7/12/2000	2,663	11	\$541.84	\$297.40	\$304.92
284-071-023-5	21709-1	24	1	7/12/2000	3,112	11	\$541.84	\$347.54	\$356.34
284-071-024-6	21709-1	25	1	7/12/2000	2,919	11	\$541.84	\$326.00	\$334.24
284-072-001-8	21709-1	41	1	7/12/2000	2,663	11	\$541.84	\$297.40	\$304.92
284-072-002-9	21709-1	42	1	7/12/2000	2,663	11	\$541.84	\$297.40	\$304.92
284-072-003-0	21709-1	43	1	7/12/2000	3,112	11	\$541.84	\$347.54	\$356.34
284-072-004-1	21709-1	44	1	7/12/2000	3,112	11	\$541.84	\$347.54	\$356.34
284-072-005-2	21709-1	45	1	7/12/2000	2,919	11	\$541.84	\$326.00	\$334.24
284-072-006-3	21709-1	46	1	7/12/2000	3,112	11	\$541.84	\$347.54	\$356.34
284-072-007-4	21709-1	47	1	7/12/2000	2,663	11	\$541.84	\$297.40	\$304.92
284-072-008-5	21709-1	48	1	7/12/2000	2,919	11	\$541.84	\$326.00	\$334.24
284-072-009-6	21709-1	49	1	7/12/2000	2,663	11	\$541.84	\$297.40	\$304.92
284-072-010-6	21709-1	50	1	7/12/2000	3,112	11	\$541.84	\$347.54	\$356.34
284-072-011-7	21709-1	51	1	7/12/2000	2,919	11	\$541.84	\$326.00	\$334.24
284-072-012-8	21709-1	52	1	7/12/2000	3,112	11	\$541.84	\$347.54	\$356.34
284-072-013-9	21709-1	53	1	7/12/2000	3,112	11	\$541.84	\$347.54	\$356.34
284-072-014-0	21709-1	54	1	7/12/2000	2,919	11	\$541.84	\$326.00	\$334.24
284-073-001-1	21709-1	61	1	7/12/2000	2,663	11	\$541.84	\$297.40	\$304.92
284-073-002-2	21709-1	62	1	7/12/2000	3,112	11	\$541.84	\$347.54	\$356.34
284-073-003-3	21709-1	63	1	7/12/2000	2,919	11	\$541.84	\$326.00	\$334.24
284-073-004-4	21709-1	64	1	7/12/2000	3,112	11	\$541.84	\$347.54	\$356.34
284-073-005-5	21709-1	65	1	7/12/2000	3,112	11	\$541.84	\$347.54	\$356.34
284-073-006-6	21709-1	66	1	7/12/2000	2,919	11	\$541.84	\$326.00	\$334.24
284-073-007-7	21709-1	67	1	7/12/2000	2,663	11	\$541.84	\$297.40	\$304.92
284-073-008-8	21709-1	68	1	7/12/2000	3,112	11	\$541.84	\$347.54	\$356.34
284-073-009-9	21709-1	69	1	7/12/2000	3,112	11	\$541.84	\$347.54	\$356.34
284-073-010-9	21709-1	70	1	7/12/2000	2,663	11	\$541.84	\$297.40	\$304.92
284-073-011-0	21709-1	71	1	7/12/2000	3,112	11	\$541.84	\$347.54	\$356.34
284-073-012-1	21709-1	72	1	7/12/2000	2,663	11	\$541.84	\$297.40	\$304.92
284-073-013-2	21709-1	73	1	7/12/2000	2,919	11	\$541.84	\$326.00	\$334.24
284-073-014-3	21709-1	74	1	7/12/2000	2,663	11	\$541.84	\$297.40	\$304.92
284-073-015-4	21709-1	75	1	7/12/2000	2,919	11	\$541.84	\$326.00	\$334.24
284-073-016-5	21709-1	76	1	7/12/2000	3,112	11	\$541.84	\$347.54	\$356.34
284-073-017-6	21709-1	77	1	7/12/2000	2,919	11	\$541.84	\$326.00	\$334.24
284-073-018-7	21709-1	78	1	7/12/2000	2,663	11	\$541.84	\$297.40	\$304.92
284-073-019-8	21709-1	79	1	7/12/2000	3,112	11	\$541.84	\$347.54	\$356.34
284-073-020-8	21709-1	80	1	7/12/2000	3,112	11	\$541.84	\$347.54	\$356.34
284-073-021-9	21709-1	81	1	7/12/2000	2,663	11	\$541.84	\$297.40	\$304.92
284-081-001-6	21709-4	1	1	5/24/2001	2,132	11	\$541.84	\$238.10	\$244.12
284-081-002-7	21709-4	2	1	5/24/2001	2,447	11	\$541.84	\$273.28	\$280.20
284-081-003-8	21709-4	3	1	5/24/2001	2,132	11	\$541.84	\$238.10	\$244.12
284-081-004-9	21709-4	4	1	5/24/2001	2,447	11	\$541.84	\$273.28	\$280.20
284-081-005-0	21709-4	5	1	5/24/2001	1,906	11	\$541.84	\$212.86	\$218.24
284-081-006-1	21709-4	6	1	5/24/2001	2,132	11	\$541.84	\$238.10	\$244.12
284-081-007-2	21709-4	7	1	5/24/2001	2,447	11	\$541.84	\$273.28	\$280.20
284-081-008-3	21709-4	8	1	5/24/2001	1,906	11	\$541.84	\$212.86	\$218.24
284-081-009-4	21709-4	9	1	5/24/2001	2,447	11	\$541.84	\$273.28	\$280.20
284-081-010-4	21709-4	10	1	5/24/2001	2,132	11	\$541.84	\$238.10	\$244.12
284-081-011-5	21709-4	11	1	5/24/2001	2,447	11	\$541.84	\$273.28	\$280.20

**Community Facilities District No. 2
Riverside Unified School District**

Fiscal Year 2011-2012 Special Tax Levy

<u>Assessor's Parcel Number</u>	<u>Tract</u>	<u>Lot</u>	<u>Number of Units</u>	<u>Permit Date</u>	<u>Building Sq. Ft.</u>	<u>Plan Area</u>	<u>FY 2011-12 Maximum Special Tax</u>	<u>FY 2011-12 Special Tax Levy</u>	<u>FY 2010-11 Special Tax Levy</u>
284-081-012-6	21709-4	12	1	5/24/2001	2,132	11	\$541.84	\$238.10	\$244.12
284-081-013-7	21709-4	13	1	5/24/2001	2,132	11	\$541.84	\$238.10	\$244.12
284-081-014-8	21709-4	14	1	5/24/2001	2,447	11	\$541.84	\$273.28	\$280.20
284-081-015-9	21709-4	15	1	5/24/2001	2,132	11	\$541.84	\$238.10	\$244.12
284-081-016-0	21709-4	16	1	5/24/2001	2,447	11	\$541.84	\$273.28	\$280.20
284-081-017-1	21709-4	17	1	5/24/2001	1,906	11	\$541.84	\$212.86	\$218.24
284-081-018-2	21709-4	18	1	5/24/2001	2,447	11	\$541.84	\$273.28	\$280.20
284-081-019-3	21709-4	19	1	12/28/2001	2,132	11	\$541.84	\$238.10	\$244.12
284-081-020-3	21709-4	20	1	5/24/2001	2,447	11	\$541.84	\$273.28	\$280.20
284-081-021-4	21709-4	21	1	5/24/2001	2,132	11	\$541.84	\$238.10	\$244.12
284-081-022-5	21709-4	22	1	5/24/2001	1,906	11	\$541.84	\$212.86	\$218.24
284-081-023-6	21709-4	23	1	12/28/2001	2,132	11	\$541.84	\$238.10	\$244.12
284-082-001-9	21709-4	67	1	10/31/2001	2,447	11	\$541.84	\$273.28	\$280.20
284-082-002-0	21709-4	68	1	10/31/2001	2,132	11	\$541.84	\$238.10	\$244.12
284-082-003-1	21709-4	69	1	10/31/2001	2,447	11	\$541.84	\$273.28	\$280.20
284-082-004-2	21709-4	70	1	10/31/2001	1,906	11	\$541.84	\$212.86	\$218.24
284-082-005-3	21709-4	71	1	10/31/2001	2,447	11	\$541.84	\$273.28	\$280.20
284-082-006-4	21709-4	72	1	10/30/2001	1,906	11	\$541.84	\$212.86	\$218.24
284-082-007-5	21709-4	73	1	5/24/2001	2,447	11	\$541.84	\$273.28	\$280.20
284-082-008-6	21709-4	74	1	5/24/2001	2,132	11	\$541.84	\$238.10	\$244.12
284-082-009-7	21709-4	75	1	5/24/2001	2,447	11	\$541.84	\$273.28	\$280.20
284-082-010-7	21709-4	76	1	5/24/2001	2,132	11	\$541.84	\$238.10	\$244.12
284-082-011-8	21709-4	77	1	5/24/2001	2,447	11	\$541.84	\$273.28	\$280.20
284-082-012-9	21709-4	78	1	5/24/2001	2,132	11	\$541.84	\$238.10	\$244.12
284-082-013-0	21709-4	79	1	5/24/2001	2,447	11	\$541.84	\$273.28	\$280.20
284-082-014-1	21709-4	80	1	5/24/2001	2,132	11	\$541.84	\$238.10	\$244.12
284-082-015-2	21709-4	81	1	5/24/2001	2,447	11	\$541.84	\$273.28	\$280.20
284-082-016-3	21709-4	82	1	5/24/2001	2,132	11	\$541.84	\$238.10	\$244.12
284-082-017-4	21709-4	83	1	5/24/2001	1,906	11	\$541.84	\$212.86	\$218.24
284-082-018-5	21709-4	84	1	5/24/2001	2,447	11	\$541.84	\$273.28	\$280.20
284-082-019-6	21709-4	85	1	5/24/2001	2,132	11	\$541.84	\$238.10	\$244.12
284-082-020-6	21709-4	86	1	5/24/2001	2,447	11	\$541.84	\$273.28	\$280.20
284-082-021-7	21709-4	87	1	5/24/2001	2,132	11	\$541.84	\$238.10	\$244.12
284-082-022-8	21709-4	88	1	5/24/2001	2,447	11	\$541.84	\$273.28	\$280.20
284-082-023-9	21709-4	89	1	5/24/2001	2,447	11	\$541.84	\$273.28	\$280.20
284-082-024-0	21709-4	90	1	5/24/2001	1,906	11	\$541.84	\$212.86	\$218.24
284-082-025-1	21709-4	91	1	5/24/2001	2,447	11	\$541.84	\$273.28	\$280.20
284-082-026-2	21709-4	92	1	5/24/2001	2,132	11	\$541.84	\$238.10	\$244.12
284-082-027-3	21709-4	93	1	5/24/2001	2,447	11	\$541.84	\$273.28	\$280.20
284-082-028-4	21709-4	94	1	5/24/2001	2,132	11	\$541.84	\$238.10	\$244.12
284-082-029-5	21709-4	95	1	5/24/2001	2,447	11	\$541.84	\$273.28	\$280.20
284-082-030-5	21709-4	96	1	5/24/2001	1,906	11	\$541.84	\$212.86	\$218.24
284-083-001-2	21709-4	28	1	10/31/2001	1,906	11	\$541.84	\$212.86	\$218.24
284-083-002-3	21709-4	27	1	10/31/2001	2,447	11	\$541.84	\$273.28	\$280.20
284-083-003-4	21709-4	26	1	10/31/2001	2,132	11	\$541.84	\$238.10	\$244.12
284-083-004-5	21709-4	25	1	10/31/2001	2,447	11	\$541.84	\$273.28	\$280.20
284-083-005-6	21709-4	24	1	10/31/2001	1,906	11	\$541.84	\$212.86	\$218.24
284-083-006-7	21709-4	POR 97	0		0	EX	\$0.00	\$0.00	\$0.00
284-083-007-8	21709-4	POR 97	0		0	EX	\$0.00	\$0.00	\$0.00

**Community Facilities District No. 2
Riverside Unified School District**

Fiscal Year 2011-2012 Special Tax Levy

<u>Assessor's Parcel Number</u>	<u>Tract</u>	<u>Lot</u>	<u>Number of Units</u>	<u>Permit Date</u>	<u>Building Sq. Ft.</u>	<u>Plan Area</u>	<u>FY 2011-12 Maximum Special Tax</u>	<u>FY 2011-12 Special Tax Levy</u>	<u>FY 2010-11 Special Tax Levy</u>
284-091-001-7	21709-2	29	1	4/3/2000	3,815	11	\$541.84	\$426.06	\$436.84
284-091-002-8	21709-2	30	1	4/3/2000	2,803	11	\$541.84	\$313.04	\$320.96
284-091-003-9	21709-2	31	1	4/3/2000	3,815	11	\$541.84	\$426.06	\$436.84
284-091-004-0	21709-2	32	1	4/3/2000	3,096	11	\$541.84	\$345.76	\$354.50
284-091-005-1	21709-2	33	1	4/3/2000	3,815	11	\$541.84	\$426.06	\$436.84
284-091-006-2	21709-2	34	1	5/24/2001	3,815	11	\$541.84	\$426.06	\$436.84
284-091-007-3	21709-2	35	1	5/24/2001	2,803	11	\$541.84	\$313.04	\$320.96
284-091-008-4	21709-2	36	1	5/24/2001	2,688	11	\$541.84	\$300.20	\$307.80
284-091-009-5	21709-2	37	1	5/24/2001	3,096	11	\$541.84	\$345.76	\$354.50
284-091-010-5	21709-2	38	1	5/24/2001	2,803	11	\$541.84	\$313.04	\$320.96
284-091-011-6	21709-2	39	1	5/24/2001	2,688	11	\$541.84	\$300.20	\$307.80
284-091-012-7	21709-2	40	1	5/24/2001	2,803	11	\$541.84	\$313.04	\$320.96
284-091-013-8	21709-2	41	1	5/24/2001	3,096	11	\$541.84	\$345.76	\$354.50
284-091-014-9	21709-2	42	1	5/24/2001	2,803	11	\$541.84	\$313.04	\$320.96
284-091-015-0	21709-2	43	1	5/24/2001	3,815	11	\$541.84	\$426.06	\$436.84
284-091-016-1	21709-2	44	1	5/24/2001	2,688	11	\$541.84	\$300.20	\$307.80
284-091-017-2	21709-2	45	1	5/24/2001	3,096	11	\$541.84	\$345.76	\$354.50
284-091-018-3	21709-2	46	1	5/24/2001	3,815	11	\$541.84	\$426.06	\$436.84
284-091-019-4	21709-2	47	1	5/24/2001	2,688	11	\$541.84	\$300.20	\$307.80
284-091-020-4	21709-2	48	1	5/24/2001	2,803	11	\$541.84	\$313.04	\$320.96
284-091-021-5	21709-2	49	1	5/24/2001	3,815	11	\$541.84	\$426.06	\$436.84
284-091-022-6	21709-2	50	1	5/24/2001	2,803	11	\$541.84	\$313.04	\$320.96
284-091-023-7	21709-2	51	1	5/24/2001	3,815	11	\$541.84	\$426.06	\$436.84
284-092-001-0	21709-2	52	1	5/24/2001	3,815	11	\$541.84	\$426.06	\$436.84
284-092-002-1	21709-2	53	1	5/24/2001	2,803	11	\$541.84	\$313.04	\$320.96
284-092-003-2	21709-2	54	1	5/24/2001	3,815	11	\$541.84	\$426.06	\$436.84
284-092-004-3	21709-2	55	1	5/24/2001	3,815	11	\$541.84	\$426.06	\$436.84
284-092-005-4	21709-2	56	1	5/24/2001	2,803	11	\$541.84	\$313.04	\$320.96
284-092-006-5	21709-2	57	1	5/24/2001	2,688	11	\$541.84	\$300.20	\$307.80
284-092-007-6	21709-2	58	1	5/24/2001	2,803	11	\$541.84	\$313.04	\$320.96
284-092-008-7	21709-2	59	1	5/24/2001	3,815	11	\$541.84	\$426.06	\$436.84
284-092-009-8	21709-2	60	1	5/24/2001	2,688	11	\$541.84	\$300.20	\$307.80
284-092-010-8	21709-2	61	1	5/24/2001	3,815	11	\$541.84	\$426.06	\$436.84
284-092-011-9	21709-2	62	1	5/24/2001	2,803	11	\$541.84	\$313.04	\$320.96
284-092-012-0	21709-2	63	1	5/24/2001	3,815	11	\$541.84	\$426.06	\$436.84
284-092-013-1	21709-2	64	1	5/24/2001	2,688	11	\$541.84	\$300.20	\$307.80
284-092-014-2	21709-2	65	1	5/24/2001	3,815	11	\$541.84	\$426.06	\$436.84
284-092-015-3	21709-2	66	1	5/24/2001	2,688	11	\$541.84	\$300.20	\$307.80
284-092-016-4	21709-2	67	1	5/24/2001	3,815	11	\$541.84	\$426.06	\$436.84
284-092-017-5	21709-2	68	1	5/24/2001	3,815	11	\$541.84	\$426.06	\$436.84
284-092-018-6	21709-2	69	1	5/24/2001	2,688	11	\$541.84	\$300.20	\$307.80
284-092-019-7	21709-2	70	1	5/24/2001	2,803	11	\$541.84	\$313.04	\$320.96
284-092-020-7	21709-2	71	1	5/24/2001	3,815	11	\$541.84	\$426.06	\$436.84
284-092-021-8	21709-2	72	1	4/3/2000	3,815	11	\$541.84	\$426.06	\$436.84
284-092-022-9	21709-2	73	1	4/3/2000	2,803	11	\$541.84	\$313.04	\$320.96
284-092-023-0	21709-2	74	1	4/3/2000	2,803	11	\$541.84	\$313.04	\$320.96
284-092-024-1	21709-2	75	1	4/3/2000	3,815	11	\$541.84	\$426.06	\$436.84
284-092-025-2	21709-2	76	1	4/3/2000	3,815	11	\$541.84	\$426.06	\$436.84
284-092-026-3	21709-2	77	1	4/3/2000	2,803	11	\$541.84	\$313.04	\$320.96

**Community Facilities District No. 2
Riverside Unified School District**

Fiscal Year 2011-2012 Special Tax Levy

<u>Assessor's Parcel Number</u>	<u>Tract</u>	<u>Lot</u>	<u>Number of Units</u>	<u>Permit Date</u>	<u>Building Sq. Ft.</u>	<u>Plan Area</u>	<u>FY 2011-12 Maximum Special Tax</u>	<u>FY 2011-12 Special Tax Levy</u>	<u>FY 2010-11 Special Tax Levy</u>
284-092-027-4	21709-2	78	1	4/3/2000	2,688	11	\$541.84	\$300.20	\$307.80
284-093-001-3	21709-2	79	1	4/3/2000	3,815	11	\$541.84	\$426.06	\$436.84
284-093-002-4	21709-2	80	1	4/3/2000	2,688	11	\$541.84	\$300.20	\$307.80
284-093-003-5	21709-2	81	1	4/3/2000	3,815	11	\$541.84	\$426.06	\$436.84
284-093-004-6	21709-2	82	1	4/3/2000	2,803	11	\$541.84	\$313.04	\$320.96
284-093-005-7	21709-2	83	1	4/3/2000	3,815	11	\$541.84	\$426.06	\$436.84
284-093-006-8	21709-2	84	1	4/3/2000	2,688	11	\$541.84	\$300.20	\$307.80
284-101-001-7	21709-1	26	1	7/12/2000	3,112	11	\$541.84	\$347.54	\$356.34
284-101-002-8	21709-1	27	1	7/12/2000	2,663	11	\$541.84	\$297.40	\$304.92
284-101-003-9	21709-1	28	1	7/12/2000	2,919	11	\$541.84	\$326.00	\$334.24
284-101-004-0	21709-1	29	1	7/12/2000	3,112	11	\$541.84	\$347.54	\$356.34
284-101-006-2	21709-1	30	1	7/12/2000	2,919	11	\$541.84	\$326.00	\$334.24
284-102-001-0	21709-1	31	1	7/12/2000	2,919	11	\$541.84	\$326.00	\$334.24
284-102-002-1	21709-1	32	1	7/12/2000	3,112	11	\$541.84	\$347.54	\$356.34
284-102-003-2	21709-1	33	1	7/12/2000	2,919	11	\$541.84	\$326.00	\$334.24
284-102-004-3	21709-1	34	1	7/12/2000	2,663	11	\$541.84	\$297.40	\$304.92
284-102-005-4	21709-1	35	1	7/12/2000	3,112	11	\$541.84	\$347.54	\$356.34
284-102-006-5	21709-1	36	1	7/12/2000	2,919	11	\$541.84	\$326.00	\$334.24
284-102-007-6	21709-1	37	1	7/12/2000	3,112	11	\$541.84	\$347.54	\$356.34
284-102-008-7	21709-1	38	1	7/12/2000	3,112	11	\$541.84	\$347.54	\$356.34
284-102-009-8	21709-1	39	1	7/12/2000	2,919	11	\$541.84	\$326.00	\$334.24
284-102-010-8	21709-1	40	1	7/12/2000	3,112	11	\$541.84	\$347.54	\$356.34
284-102-011-9	21709-1	55	1	7/12/2000	2,919	11	\$541.84	\$326.00	\$334.24
284-102-012-0	21709-1	56	1	7/12/2000	3,112	11	\$541.84	\$347.54	\$356.34
284-102-013-1	21709-1	57	1	7/12/2000	2,663	11	\$541.84	\$297.40	\$304.92
284-102-014-2	21709-1	58	1	7/12/2000	2,919	11	\$541.84	\$326.00	\$334.24
284-102-015-3	21709-1	59	1	7/12/2000	3,112	11	\$541.84	\$347.54	\$356.34
284-102-016-4	21709-1	60	1	7/12/2000	2,919	11	\$541.84	\$326.00	\$334.24
284-102-017-5	21709-6	1	1	3/28/2002	2,589	11	\$541.84	\$289.14	\$296.46
284-102-018-6	21709-6	2	1	3/28/2002	2,394	11	\$541.84	\$267.36	\$274.12
284-102-019-7	21709-6	3	1	3/28/2002	2,297	11	\$541.84	\$256.52	\$263.02
284-102-020-7	21709-6	4	1	3/28/2002	2,589	11	\$541.84	\$289.14	\$296.46
284-103-001-3	21709-1	82	1	7/12/2000	3,112	11	\$541.84	\$347.54	\$356.34
284-103-002-4	21709-1	83	1	7/12/2000	2,919	11	\$541.84	\$326.00	\$334.24
284-103-003-5	21709-1	84	1	7/12/2000	2,663	11	\$541.84	\$297.40	\$304.92
284-103-004-6	21709-1	85	1	7/12/2000	2,919	11	\$541.84	\$326.00	\$334.24
284-103-005-7	21709-1	86	1	7/12/2000	3,112	11	\$541.84	\$347.54	\$356.34
284-103-006-8	21709-1	87	1	7/12/2000	2,663	11	\$541.84	\$297.40	\$304.92
284-103-007-9	21709-1	88	1	7/12/2000	3,112	11	\$541.84	\$347.54	\$356.34
284-104-001-6	21709-1	89	1	7/12/2000	2,663	11	\$541.84	\$297.40	\$304.92
284-104-002-7	21709-1	90	1	7/12/2000	3,112	11	\$541.84	\$347.54	\$356.34
284-104-003-8	21709-1	91	1	7/12/2000	2,663	11	\$541.84	\$297.40	\$304.92
284-104-004-9	21709-1	92	1	7/12/2000	2,919	11	\$541.84	\$326.00	\$334.24
284-104-005-0	21709-1	93	1	7/12/2000	3,112	11	\$541.84	\$347.54	\$356.34
284-104-006-1	21709-1	94	1	7/12/2000	2,919	11	\$541.84	\$326.00	\$334.24
284-104-007-2	21709-1	95	1	7/12/2000	2,663	11	\$541.84	\$297.40	\$304.92
284-104-008-3	21709-1	96	1	7/12/2000	3,112	11	\$541.84	\$347.54	\$356.34
284-104-009-4	21709-1	97	1	7/12/2000	2,663	11	\$541.84	\$297.40	\$304.92
284-104-010-4	21709-1	98	1	7/12/2000	2,919	11	\$541.84	\$326.00	\$334.24

**Community Facilities District No. 2
Riverside Unified School District**

Fiscal Year 2011-2012 Special Tax Levy

<u>Assessor's Parcel Number</u>	<u>Tract</u>	<u>Lot</u>	<u>Number of Units</u>	<u>Permit Date</u>	<u>Building Sq. Ft.</u>	<u>Plan Area</u>	<u>FY 2011-12 Maximum Special Tax</u>	<u>FY 2011-12 Special Tax Levy</u>	<u>FY 2010-11 Special Tax Levy</u>
284-104-011-5	21709-1	99	1	7/12/2000	2,919	11	\$541.84	\$326.00	\$334.24
284-104-012-6	21709-1	100	1	7/12/2000	2,663	11	\$541.84	\$297.40	\$304.92
284-104-013-7	21709-1	101	1	7/12/2000	3,112	11	\$541.84	\$347.54	\$356.34
284-104-014-8	21709-1	102	1	7/12/2000	2,919	11	\$541.84	\$326.00	\$334.24
284-104-015-9	21709-1	103	1	7/12/2000	3,112	11	\$541.84	\$347.54	\$356.34
284-104-016-0	21709-6	5	1	3/7/2001	2,394	11	\$541.84	\$267.36	\$274.12
284-104-017-1	21709-6	6	1	3/7/2001	2,297	11	\$541.84	\$256.52	\$263.02
284-104-018-2	21709-6	7	1	3/7/2001	2,589	11	\$541.84	\$289.14	\$296.46
284-104-019-3	21709-6	8	1	3/7/2001	2,394	11	\$541.84	\$267.36	\$274.12
284-104-020-3	21709-6	9	1	3/7/2001	2,589	11	\$541.84	\$289.14	\$296.46
284-105-001-9	21709-6	10	1	3/7/2001	2,297	11	\$541.84	\$256.52	\$263.02
284-105-002-0	21709-6	11	1	3/7/2001	2,394	11	\$541.84	\$267.36	\$274.12
284-105-003-1	21709-6	12	1	3/7/2001	2,589	11	\$541.84	\$289.14	\$296.46
284-105-004-2	21709-6	13	1	3/7/2001	2,394	11	\$541.84	\$267.36	\$274.12
284-105-005-3	21709-6	14	1	3/7/2001	2,297	11	\$541.84	\$256.52	\$263.02
284-105-006-4	21709-6	15	1	3/7/2001	2,589	11	\$541.84	\$289.14	\$296.46
284-105-007-5	21709-6	16	1	3/7/2001	2,394	11	\$541.84	\$267.36	\$274.12
284-105-008-6	21709-6	17	1	3/7/2001	2,589	11	\$541.84	\$289.14	\$296.46
284-105-009-7	21709-6	18	1	6/29/2001	2,636	11	\$541.84	\$294.38	\$301.84
284-105-010-7	21709-6	19	1	6/29/2001	2,885	11	\$541.84	\$322.20	\$330.34
284-105-011-8	21709-6	20	1	3/7/2001	2,516	11	\$541.84	\$280.98	\$288.10
284-105-012-9	21709-6	21	1	6/29/2001	2,516	11	\$541.84	\$280.98	\$288.10
284-105-013-0	21709-6	22	1	6/29/2001	2,636	11	\$541.84	\$294.38	\$301.84
284-105-014-1	21709-6	23	1	6/29/2001	2,516	11	\$541.84	\$280.98	\$288.10
284-105-015-2	21709-6	24	1	6/29/2001	2,636	11	\$541.84	\$294.38	\$301.84
284-105-016-3	21709-6	25	1	6/29/2001	2,885	11	\$541.84	\$322.20	\$330.34
284-106-001-2	21709-6	26	1	6/29/2001	2,636	11	\$541.84	\$294.38	\$301.84
284-106-002-3	21709-6	27	1	6/29/2001	2,885	11	\$541.84	\$322.20	\$330.34
284-106-003-4	21709-6	28	1	6/29/2001	2,636	11	\$541.84	\$294.38	\$301.84
284-106-004-5	21709-6	29	1	6/29/2001	2,885	11	\$541.84	\$322.20	\$330.34
284-106-005-6	21709-6	30	1	6/29/2001	2,516	11	\$541.84	\$280.98	\$288.10
284-106-006-7	21709-6	31	1	3/7/2001	2,885	11	\$541.84	\$322.20	\$330.34
284-106-007-8	21709-6	32	1	3/7/2001	2,636	11	\$541.84	\$294.38	\$301.84
284-106-008-9	21709-6	33	1	6/29/2001	2,885	11	\$541.84	\$322.20	\$330.34
284-106-009-0	21709-6	34	1	6/29/2001	2,516	11	\$541.84	\$280.98	\$288.10
284-106-010-0	21709-6	35	1	6/29/2001	2,885	11	\$541.84	\$322.20	\$330.34
284-106-011-1	21709-6	36	1	3/7/2001	2,516	11	\$541.84	\$280.98	\$288.10
284-106-012-2	21709-6	37	1	3/7/2001	2,636	11	\$541.84	\$294.38	\$301.84
284-106-013-3	21709-6	38	1	3/2/2001	2,885	11	\$541.84	\$322.20	\$330.34
284-106-014-4	21709-6	39	1	3/2/2001	2,636	11	\$541.84	\$294.38	\$301.84
284-106-015-5	21709-6	40	1	3/2/2001	2,516	11	\$541.84	\$280.98	\$288.10
284-106-016-6	21709-6	41	1	3/6/2002	2,885	11	\$541.84	\$322.20	\$330.34
284-106-017-7	21709-6	42	1	3/28/2002	2,589	11	\$541.84	\$289.14	\$296.46
284-106-018-8	21709-6	43	1	3/2/2001	2,297	11	\$541.84	\$256.52	\$263.02
284-106-019-9	21709-6	44	1	3/2/2001	2,394	11	\$541.84	\$267.36	\$274.12
284-106-020-9	21709-6	45	1	3/28/2002	2,589	11	\$541.84	\$289.14	\$296.46
284-111-001-8	21709-4	29	1	10/31/2001	2,447	11	\$541.84	\$273.28	\$280.20
284-111-002-9	21709-4	30	1	12/11/2001	2,803	11	\$541.84	\$313.04	\$320.96
284-111-003-0	21709-4	31	1	12/11/2001	3,096	11	\$541.84	\$345.76	\$354.50

**Community Facilities District No. 2
Riverside Unified School District**

Fiscal Year 2011-2012 Special Tax Levy

<u>Assessor's Parcel Number</u>	<u>Tract</u>	<u>Lot</u>	<u>Number of Units</u>	<u>Permit Date</u>	<u>Building Sq. Ft.</u>	<u>Plan Area</u>	<u>FY 2011-12 Maximum Special Tax</u>	<u>FY 2011-12 Special Tax Levy</u>	<u>FY 2010-11 Special Tax Levy</u>
284-111-004-1	21709-4	32	1	12/11/2001	2,803	11	\$541.84	\$313.04	\$320.96
284-111-005-2	21709-4	33	1	12/11/2001	3,550	11	\$541.84	\$396.46	\$406.50
284-112-001-1	21709-4	34	1	7/3/2001	2,827	11	\$541.84	\$315.72	\$323.70
284-112-002-2	21709-4	35	1	7/3/2001	3,550	11	\$541.84	\$396.46	\$406.50
284-112-003-3	21709-4	36	1	7/3/2001	3,096	11	\$541.84	\$345.76	\$354.50
284-112-004-4	21709-4	37	1	7/3/2001	3,550	11	\$541.84	\$396.46	\$406.50
284-112-005-5	21709-4	38	1	7/3/2001	2,827	11	\$541.84	\$315.72	\$323.70
284-112-006-6	21709-4	39	1	7/3/2001	3,550	11	\$541.84	\$396.46	\$406.50
284-112-007-7	21709-4	40	1	7/3/2001	2,688	11	\$541.84	\$300.20	\$307.80
284-112-008-8	21709-4	41	1	7/3/2001	2,803	11	\$541.84	\$313.04	\$320.96
284-112-009-9	21709-4	42	1	7/3/2001	2,688	11	\$541.84	\$300.20	\$307.80
284-112-010-9	21709-4	43	1	7/3/2001	2,688	11	\$541.84	\$300.20	\$307.80
284-112-011-0	21709-4	44	1	7/3/2001	3,096	11	\$541.84	\$345.76	\$354.50
284-112-012-1	21709-4	45	1	7/3/2001	3,550	11	\$541.84	\$396.46	\$406.50
284-112-013-2	21709-4	46	1	7/3/2001	3,096	11	\$541.84	\$345.76	\$354.50
284-112-014-3	21709-4	47	1	8/17/2001	3,750	11	\$541.84	\$418.80	\$429.40
284-112-015-4	21709-4	48	1	8/17/2001	2,688	11	\$541.84	\$300.20	\$307.80
284-112-016-5	21709-4	49	1	8/17/2001	3,550	11	\$541.84	\$396.46	\$406.50
284-112-017-6	21709-4	50	1	8/17/2001	2,803	11	\$541.84	\$313.04	\$320.96
284-113-001-4	21709-4	51	1	7/3/2001	2,688	11	\$541.84	\$300.20	\$307.80
284-113-002-5	21709-4	52	1	7/3/2001	3,750	11	\$541.84	\$418.80	\$429.40
284-113-003-6	21709-4	53	1	7/3/2001	2,803	11	\$541.84	\$313.04	\$320.96
284-113-004-7	21709-4	54	1	7/3/2001	2,827	11	\$541.84	\$315.72	\$323.70
284-113-005-8	21709-4	55	1	7/3/2001	3,550	11	\$541.84	\$396.46	\$406.50
284-113-006-9	21709-4	56	1	7/3/2001	2,803	11	\$541.84	\$313.04	\$320.96
284-113-007-0	21709-4	57	1	7/3/2001	3,550	11	\$541.84	\$396.46	\$406.50
284-113-008-1	21709-4	58	1	7/3/2001	2,803	11	\$541.84	\$313.04	\$320.96
284-113-009-2	21709-4	59	1	7/3/2001	3,550	11	\$541.84	\$396.46	\$406.50
284-113-010-2	21709-4	60	1	7/3/2001	2,688	11	\$541.84	\$300.20	\$307.80
284-113-011-3	21709-4	61	1	12/11/2001	2,803	11	\$541.84	\$313.04	\$320.96
284-113-012-4	21709-4	62	1	12/11/2001	3,096	11	\$541.84	\$345.76	\$354.50
284-113-013-5	21709-4	63	1	12/11/2001	2,803	11	\$541.84	\$313.04	\$320.96
284-113-014-6	21709-4	64	1	12/11/2001	3,550	11	\$541.84	\$396.46	\$406.50
284-113-015-7	21709-4	65	1	12/11/2001	2,688	11	\$541.84	\$300.20	\$307.80
284-113-016-8	21709-4	66	1	12/11/2001	3,550	11	\$541.84	\$396.46	\$406.50
284-113-017-9	21709-3	17	1	1/23/2002	1,906	11	\$541.84	\$212.86	\$218.24
284-113-018-0	21709-3	18	1	1/23/2002	2,447	11	\$541.84	\$273.28	\$280.20
284-113-019-1	21709-3	19	1	1/23/2002	2,324	11	\$541.84	\$259.54	\$266.12
284-113-020-1	21709-3	20	1	1/24/2002	2,447	11	\$541.84	\$273.28	\$280.20
284-113-021-2	21709-3	21	1	1/24/2002	2,324	11	\$541.84	\$259.54	\$266.12
284-113-022-3	21709-3	22	1	1/25/2002	2,447	11	\$541.84	\$273.28	\$280.20
284-113-023-4	21709-3	23	1	2/26/2002	2,688	11	\$541.84	\$300.20	\$307.80
284-113-024-5	21709-3	24	1	2/28/2002	3,615	11	\$541.84	\$403.72	\$413.94
284-113-025-6	21709-3	25	1	2/28/2002	3,096	11	\$541.84	\$345.76	\$354.50
284-113-026-7	21709-3	26	1	2/28/2002	2,803	11	\$541.84	\$313.04	\$320.96
284-113-027-8	21709-3	27	1	2/28/2002	3,615	11	\$541.84	\$403.72	\$413.94
284-113-028-9	21709-3	28	1	3/5/2002	2,688	11	\$541.84	\$300.20	\$307.80
284-113-029-0	21709-3	29	1	3/5/2002	3,615	11	\$541.84	\$403.72	\$413.94
284-113-030-0	21709-3	30	1	3/5/2002	2,803	11	\$541.84	\$313.04	\$320.96

**Community Facilities District No. 2
Riverside Unified School District**

Fiscal Year 2011-2012 Special Tax Levy

<u>Assessor's Parcel Number</u>	<u>Tract</u>	<u>Lot</u>	<u>Number of Units</u>	<u>Permit Date</u>	<u>Building Sq. Ft.</u>	<u>Plan Area</u>	<u>FY 2011-12 Maximum Special Tax</u>	<u>FY 2011-12 Special Tax Levy</u>	<u>FY 2010-11 Special Tax Levy</u>
284-113-031-1	21709-3	31	1	3/5/2002	2,688	11	\$541.84	\$300.20	\$307.80
284-113-032-2	21709-3	32	1	3/27/2002	3,750	11	\$541.84	\$418.80	\$429.40
284-121-001-9	21709-3	1	1	4/3/2001	3,615	11	\$541.84	\$403.72	\$413.94
284-121-002-0	21709-3	2	1	4/3/2001	3,096	11	\$541.84	\$345.76	\$354.50
284-121-003-1	21709-3	3	1	4/3/2001	2,803	11	\$541.84	\$313.04	\$320.96
284-122-001-2	21709-3	4	1	4/3/2001	3,615	11	\$541.84	\$403.72	\$413.94
284-122-002-3	21709-3	5	1	4/3/2001	3,096	11	\$541.84	\$345.76	\$354.50
284-122-003-4	21709-3	6	1	4/3/2001	3,615	11	\$541.84	\$403.72	\$413.94
284-122-004-5	21709-3	7	1	4/3/2001	2,083	11	\$541.84	\$232.64	\$238.52
284-122-005-6	21709-3	8	1	4/3/2001	3,615	11	\$541.84	\$403.72	\$413.94
284-122-006-7	21709-3	9	1	4/3/2001	2,688	11	\$541.84	\$300.20	\$307.80
284-122-007-8	21709-3	10	1	1/18/2002	1,906	11	\$541.84	\$212.86	\$218.24
284-122-008-9	21709-3	11	1	1/18/2002	2,447	11	\$541.84	\$273.28	\$280.20
284-122-009-0	21709-3	12	1	1/18/2002	2,447	11	\$541.84	\$273.28	\$280.20
284-122-010-0	21709-3	13	1	1/18/2002	2,324	11	\$541.84	\$259.54	\$266.12
284-122-011-1	21709-3	14	1	1/18/2002	2,447	11	\$541.84	\$273.28	\$280.20
284-122-012-2	21709-3	15	1	1/18/2002	2,132	11	\$541.84	\$238.10	\$244.12
284-122-013-3	21709-3	16	1	1/18/2002	2,447	11	\$541.84	\$273.28	\$280.20
284-123-001-5	21709-3	33	1	4/3/2001	2,688	11	\$541.84	\$300.20	\$307.80
284-123-002-6	21709-3	34	1	4/3/2001	3,615	11	\$541.84	\$403.72	\$413.94
284-123-003-7	21709-3	35	1	4/3/2001	3,096	11	\$541.84	\$345.76	\$354.50
284-123-004-8	21709-3	36	1	4/3/2001	2,688	11	\$541.84	\$300.20	\$307.80
284-123-005-9	21709-3	37	1	4/3/2001	3,615	11	\$541.84	\$403.72	\$413.94
284-123-006-0	21709-3	38	1	4/3/2001	2,803	11	\$541.84	\$313.04	\$320.96
284-123-007-1	21709-3	39	1	4/3/2001	2,688	11	\$541.84	\$300.20	\$307.80
284-123-008-2	21709-3	40	1	4/3/2001	2,803	11	\$541.84	\$313.04	\$320.96
284-123-009-3	21709-3	41	1	4/3/2001	3,615	11	\$541.84	\$403.72	\$413.94
284-123-010-3	21709-3	42	1	4/3/2001	2,688	11	\$541.84	\$300.20	\$307.80
284-123-011-4	21709-3	43	1	4/3/2001	3,615	11	\$541.84	\$403.72	\$413.94
284-124-001-8	21709-3	44	1	4/3/2001	3,615	11	\$541.84	\$403.72	\$413.94
284-124-002-9	21709-3	45	1	4/3/2001	2,803	11	\$541.84	\$313.04	\$320.96
284-124-003-0	21709-3	46	1	4/3/2001	2,688	11	\$541.84	\$300.20	\$307.80
284-124-004-1	21709-3	47	1	4/3/2001	2,688	11	\$541.84	\$300.20	\$307.80
284-124-005-2	21709-3	48	1	4/3/2001	2,803	11	\$541.84	\$313.04	\$320.96
284-124-006-3	21709-3	49	1	4/3/2001	3,615	11	\$541.84	\$403.72	\$413.94
284-130-001-7	24641	6	0		0	PAR	\$0.00	\$0.00	\$0.00
284-140-006-3	28863	3	0		0	EX	\$0.00	\$0.00	\$0.00
284-140-014-0	30508-1	POR 2	0		0	12	\$0.00	\$0.00	\$0.00
284-140-015-1	30508-1	2	0		0	12	\$0.00	\$0.00	\$0.00
284-140-016-2	30508-1	3	0		451,851	12	\$4,145.62	\$2,082.06	\$2,134.74
284-140-017-3	30508-1	1	0		87,124	12	\$799.34	\$401.46	\$411.62
284-140-018-4	30508-1	POR 3	0		0	12	\$0.00	\$0.00	\$0.00
284-281-001-4	21709-5	1	1	7/18/2001	2,297	11	\$541.84	\$256.52	\$263.02
284-281-002-5	21709-5	2	1	7/18/2001	2,394	11	\$541.84	\$267.36	\$274.12
284-281-003-6	21709-5	3	1	7/18/2001	2,589	11	\$541.84	\$289.14	\$296.46
284-281-004-7	21709-5	4	1	7/18/2001	2,394	11	\$541.84	\$267.36	\$274.12
284-281-005-8	21709-5	5	1	7/18/2001	2,297	11	\$541.84	\$256.52	\$263.02
284-281-006-9	21709-5	6	1	7/18/2001	2,589	11	\$541.84	\$289.14	\$296.46
284-281-007-0	21709-5	7	1	7/18/2001	2,394	11	\$541.84	\$267.36	\$274.12

**Community Facilities District No. 2
Riverside Unified School District**

Fiscal Year 2011-2012 Special Tax Levy

<u>Assessor's Parcel Number</u>	<u>Tract</u>	<u>Lot</u>	<u>Number of Units</u>	<u>Permit Date</u>	<u>Building Sq. Ft.</u>	<u>Plan Area</u>	<u>FY 2011-12 Maximum Special Tax</u>	<u>FY 2011-12 Special Tax Levy</u>	<u>FY 2010-11 Special Tax Levy</u>
284-281-008-1	21709-5	8	1	7/18/2001	2,589	11	\$541.84	\$289.14	\$296.46
284-281-009-2	21709-5	9	1	7/18/2001	2,297	11	\$541.84	\$256.52	\$263.02
284-281-010-2	21709-5	10	1	7/18/2001	2,589	11	\$541.84	\$289.14	\$296.46
284-281-011-3	21709-5	11	1	7/18/2001	2,394	11	\$541.84	\$267.36	\$274.12
284-281-012-4	21709-5	12	1	7/18/2001	2,589	11	\$541.84	\$289.14	\$296.46
284-281-013-5	21709-5	13	1	3/25/2002	2,589	11	\$541.84	\$289.14	\$296.46
284-281-014-6	21709-5	14	1	3/25/2002	2,297	11	\$541.84	\$256.52	\$263.02
284-281-015-7	21709-5	15	1	3/25/2002	2,394	11	\$541.84	\$267.36	\$274.12
284-281-016-8	21709-5	16	1	3/25/2002	2,297	11	\$541.84	\$256.52	\$263.02
284-281-017-9	21709-5	17	1	3/25/2002	2,394	11	\$541.84	\$267.36	\$274.12
284-281-018-0	21709-5	18	1	10/1/2001	2,885	11	\$541.84	\$322.20	\$330.34
284-281-019-1	21709-5	19	1	10/1/2001	2,636	11	\$541.84	\$294.38	\$301.84
284-281-020-1	21709-5	20	1	10/1/2001	2,885	11	\$541.84	\$322.20	\$330.34
284-281-021-2	21709-5	21	1	11/6/2001	2,885	11	\$541.84	\$322.20	\$330.34
284-281-022-3	21709-5	22	1	11/6/2001	2,636	11	\$541.84	\$294.38	\$301.84
284-281-023-4	21709-5	23	1	11/6/2001	3,147	11	\$541.84	\$351.46	\$360.34
284-281-024-5	21709-5	24	1	11/6/2001	3,147	11	\$541.84	\$351.46	\$360.34
284-281-025-6	21709-5	25	1	11/6/2001	2,637	11	\$541.84	\$294.50	\$301.96
284-281-026-7	21709-5	26	1	11/6/2001	2,885	11	\$541.84	\$322.20	\$330.34
284-281-027-8	21709-5	27	1	11/6/2001	2,636	11	\$541.84	\$294.38	\$301.84
284-281-028-9	21709-5	28	1	1/2/2002	2,516	11	\$541.84	\$280.98	\$288.10
284-281-029-0	21709-5	29	1	1/2/2002	2,636	11	\$541.84	\$294.38	\$301.84
284-281-030-0	21709-5	30	1	1/2/2002	2,885	11	\$541.84	\$322.20	\$330.34
284-281-031-1	21709-5	31	1	1/2/2002	2,636	11	\$541.84	\$294.38	\$301.84
284-281-032-2	21709-5	32	1	1/2/2002	2,885	11	\$541.84	\$322.20	\$330.34
284-281-033-3	21709-5	33	1	1/2/2002	2,516	11	\$541.84	\$280.98	\$288.10
284-281-034-4	21709-5	34	1	1/2/2001	2,636	11	\$541.84	\$294.38	\$301.84
284-281-035-5	21709-5	35	1	1/2/2001	2,885	11	\$541.84	\$322.20	\$330.34
284-281-036-6	21709-5	36	1	3/6/2002	2,636	11	\$541.84	\$294.38	\$301.84
284-281-037-7	21709-5	37	1	3/6/2002	2,885	11	\$541.84	\$322.20	\$330.34
284-282-001-7	21709-5	92	1	10/1/2001	2,885	11	\$541.84	\$322.20	\$330.34
284-282-002-8	21709-5	93	1	10/1/2001	2,636	11	\$541.84	\$294.38	\$301.84
284-282-003-9	21709-5	94	1	3/6/2002	2,885	11	\$541.84	\$322.20	\$330.34
284-282-004-0	21709-5	95	1	3/6/2002	2,636	11	\$541.84	\$294.38	\$301.84
284-282-005-1	21709-5	96	1	3/6/2002	2,516	11	\$541.84	\$280.98	\$288.10
284-282-006-2	21709-5	97	1	3/6/2002	2,885	11	\$541.84	\$322.20	\$330.34
284-282-007-3	21709-5	98	1	1/2/2002	2,636	11	\$541.84	\$294.38	\$301.84
284-282-008-4	21709-5	99	1	1/2/2002	2,885	11	\$541.84	\$322.20	\$330.34
284-282-009-5	21709-5	100	1	11/6/2001	2,636	11	\$541.84	\$294.38	\$301.84
284-282-010-5	21709-5	101	1	11/6/2001	2,637	11	\$541.84	\$294.50	\$301.96
284-282-011-6	21709-5	102	1	11/6/2001	3,147	11	\$541.84	\$351.46	\$360.34
284-283-001-0	21709-5	103	1	3/28/2002	2,589	11	\$541.84	\$289.14	\$296.46
284-283-002-1	21709-5	104	1	3/28/2002	2,394	11	\$541.84	\$267.36	\$274.12
284-283-003-2	21709-5	105	1	3/27/2002	2,297	11	\$541.84	\$256.52	\$263.02
284-283-004-3	21709-5	106	1	3/27/2002	2,589	11	\$541.84	\$289.14	\$296.46
284-283-005-4	21709-5	107	1	10/1/2001	2,297	11	\$541.84	\$256.52	\$263.02
284-283-006-5	21709-5	108	1	10/1/2001	2,589	11	\$541.84	\$289.14	\$296.46
284-283-007-6	21709-5	109	1	10/1/2001	2,297	11	\$541.84	\$256.52	\$263.02
284-283-008-7	21709-5	110	1	10/1/2001	2,394	11	\$541.84	\$267.36	\$274.12

**Community Facilities District No. 2
Riverside Unified School District**

Fiscal Year 2011-2012 Special Tax Levy

<u>Assessor's Parcel Number</u>	<u>Tract</u>	<u>Lot</u>	<u>Number of Units</u>	<u>Permit Date</u>	<u>Building Sq. Ft.</u>	<u>Plan Area</u>	<u>FY 2011-12 Maximum Special Tax</u>	<u>FY 2011-12 Special Tax Levy</u>	<u>FY 2010-11 Special Tax Levy</u>
284-283-009-8	21709-5	111	1	10/1/2001	2,297	11	\$541.84	\$256.52	\$263.02
284-291-001-5	21709-5	38	1	3/6/2002	2,636	11	\$541.84	\$294.38	\$301.84
284-291-002-6	21709-5	39	1	3/6/2002	2,885	11	\$541.84	\$322.20	\$330.34
284-291-003-7	21709-5	40	1	3/6/2002	2,636	11	\$541.84	\$294.38	\$301.84
284-291-004-8	21709-5	41	1	3/28/2002	2,589	11	\$541.84	\$289.14	\$296.46
284-291-005-9	21709-5	42	1	3/28/2002	2,297	11	\$541.84	\$256.52	\$263.02
284-291-008-2	21709-5	45	1	3/28/2002	2,394	11	\$541.84	\$267.36	\$274.12
284-291-009-3	21709-5	46	1	3/28/2002	2,297	11	\$541.84	\$256.52	\$263.02
284-291-010-3	21709-5	47	1	3/28/2002	2,394	11	\$541.84	\$267.36	\$274.12
284-291-011-4	21709-5	48	1	3/28/2002	2,297	11	\$541.84	\$256.52	\$263.02
284-291-012-5	21709-5	49	1	3/28/2002	2,598	11	\$541.84	\$290.14	\$297.48
284-291-013-6	21709-5	50	1	1/2/2002	2,394	11	\$541.84	\$267.36	\$274.12
284-291-014-7	21709-5	51	1	1/2/2002	2,589	11	\$541.84	\$289.14	\$296.46
284-291-015-8	21709-5	52	1	1/2/2002	2,297	11	\$541.84	\$256.52	\$263.02
284-291-016-9	21709-5	53	1	1/2/2002	2,589	11	\$541.84	\$289.14	\$296.46
284-291-017-0	21709-5	54	1	1/2/2001	2,297	11	\$541.84	\$256.52	\$263.02
284-291-018-1	21709-5	55	1	1/2/2002	2,589	11	\$541.84	\$289.14	\$296.46
284-291-019-2	21709-5	56	1	11/6/2001	2,394	11	\$541.84	\$267.36	\$274.12
284-291-020-2	21709-5	57	1	11/6/2001	2,589	11	\$541.84	\$289.14	\$296.46
284-291-021-3	21709-5	58	1	11/6/2001	2,394	11	\$541.84	\$267.36	\$274.12
284-291-022-4	21709-5	59	1	11/6/2001	2,297	11	\$541.84	\$256.52	\$263.02
284-291-023-5	21709-5	60	1	11/6/2001	2,589	11	\$541.84	\$289.14	\$296.46
284-291-024-6	21709-5	61	1	11/6/2001	2,297	11	\$541.84	\$256.52	\$263.02
284-291-025-7	21709-5	62	1	11/6/2001	2,394	11	\$541.84	\$267.36	\$274.12
284-291-026-8	21709-5	43	1	3/28/2002	2,394	11	\$541.84	\$267.36	\$274.12
284-291-027-9	21709-5	44	1	3/28/2002	2,589	11	\$541.84	\$289.14	\$296.46
284-292-001-8	21709-5	63	1	11/6/2001	2,297	11	\$541.84	\$256.52	\$263.02
284-292-002-9	21709-5	64	1	11/6/2001	2,394	11	\$541.84	\$267.36	\$274.12
284-292-003-0	21709-5	65	1	11/6/2001	2,297	11	\$541.84	\$256.52	\$263.02
284-292-004-1	21709-5	66	1	11/6/2001	2,589	11	\$541.84	\$289.14	\$296.46
284-292-005-2	21709-5	67	1	11/6/2001	2,297	11	\$541.84	\$256.52	\$263.02
284-292-006-3	21709-5	68	1	11/6/2001	2,394	11	\$541.84	\$267.36	\$274.12
284-292-007-4	21709-5	69	1	1/2/2002	2,297	11	\$541.84	\$256.52	\$263.02
284-292-008-5	21709-5	70	1	1/2/2002	2,394	11	\$541.84	\$267.36	\$274.12
284-292-009-6	21709-5	71	1	1/2/2002	2,297	11	\$541.84	\$256.52	\$263.02
284-292-010-6	21709-5	72	1	1/2/2002	2,394	11	\$541.84	\$267.36	\$274.12
284-292-011-7	21709-5	73	1	1/2/2002	2,589	11	\$541.84	\$289.14	\$296.46
284-292-012-8	21709-5	74	1	1/2/2002	2,297	11	\$541.84	\$256.52	\$263.02
284-292-013-9	21709-5	75	1	3/28/2002	2,589	11	\$541.84	\$289.14	\$296.46
284-292-014-0	21709-5	76	1	3/28/2002	2,297	11	\$541.84	\$256.52	\$263.02
284-292-015-1	21709-5	77	1	3/28/2002	2,394	11	\$541.84	\$267.36	\$274.12
284-292-016-2	21709-5	78	1	3/28/2002	2,297	11	\$541.84	\$256.52	\$263.02
284-292-017-3	21709-5	79	1	3/6/2002	2,885	11	\$541.84	\$322.20	\$330.34
284-292-018-4	21709-5	80	1	3/6/2002	2,636	11	\$541.84	\$294.38	\$301.84
284-292-019-5	21709-5	81	1	3/6/2002	2,885	11	\$541.84	\$322.20	\$330.34
284-292-020-5	21709-5	82	1	3/6/2002	2,516	11	\$541.84	\$280.98	\$288.10
284-292-021-6	21709-5	83	1	10/1/2001	2,885	11	\$541.84	\$322.20	\$330.34
284-292-022-7	21709-5	84	1	10/1/2001	2,636	11	\$541.84	\$294.38	\$301.84
284-292-023-8	21709-5	85	1	10/1/2001	2,885	11	\$541.84	\$322.20	\$330.34

**Community Facilities District No. 2
Riverside Unified School District**

Fiscal Year 2011-2012 Special Tax Levy

<u>Assessor's Parcel Number</u>	<u>Tract</u>	<u>Lot</u>	<u>Number of Units</u>	<u>Permit Date</u>	<u>Building Sq. Ft.</u>	<u>Plan Area</u>	<u>FY 2011-12 Maximum Special Tax</u>	<u>FY 2011-12 Special Tax Levy</u>	<u>FY 2010-11 Special Tax Levy</u>
284-292-024-9	21709-5	86	1	10/1/2001	2,516	11	\$541.84	\$280.98	\$288.10
284-292-025-0	21709-5	87	1	10/1/2001	2,885	11	\$541.84	\$322.20	\$330.34
284-292-026-1	21709-5	88	1	10/1/2001	2,636	11	\$541.84	\$294.38	\$301.84
284-292-027-2	21709-5	89	1	10/1/2001	2,885	11	\$541.84	\$322.20	\$330.34
284-292-028-3	21709-5	90	1	10/1/2001	2,516	11	\$541.84	\$280.98	\$288.10
284-292-029-4	21709-5	91	1	10/1/2001	2,885	11	\$541.84	\$322.20	\$330.34
284-301-001-5	28866-2	1	1	9/5/2002	4,332	9	\$699.15	\$483.80	\$496.04
284-301-002-6	28866-2	2	1	9/5/2002	4,122	9	\$699.15	\$460.34	\$471.98
284-301-003-7	28866-2	G	0		0	EX	\$0.00	\$0.00	\$0.00
284-302-001-8	28866-2	3	1	6/22/2001	3,138	9	\$699.15	\$350.46	\$359.32
284-302-002-9	28866-2	4	1	6/22/2001	4,122	9	\$699.15	\$460.34	\$471.98
284-302-003-0	28866-2	5	1	9/5/2002	4,332	9	\$699.15	\$483.80	\$496.04
284-302-004-1	28866-2	6	1	6/22/2001	4,122	9	\$699.15	\$460.34	\$471.98
284-302-005-2	28866-2	7	1	6/22/2001	3,411	9	\$699.15	\$380.94	\$390.58
284-302-006-3	28866-2	8	1	6/22/2001	4,122	9	\$699.15	\$460.34	\$471.98
284-302-007-4	28866-2	9	1	6/22/2001	3,411	9	\$699.15	\$380.94	\$390.58
284-302-008-5	28866-2	10	1	6/22/2001	4,122	9	\$699.15	\$460.34	\$471.98
284-302-009-6	28866-2	11	1	6/29/2001	4,122	9	\$699.15	\$460.34	\$471.98
284-302-010-6	28866-2	12	1	6/29/2001	3,411	9	\$699.15	\$380.94	\$390.58
284-302-011-7	28866-2	13	1	6/29/2001	4,122	9	\$699.15	\$460.34	\$471.98
284-302-012-8	28866-2	14	1	10/15/2001	4,122	9	\$699.15	\$460.34	\$471.98
284-302-013-9	28866-2	15	1	10/15/2001	3,411	9	\$699.15	\$380.94	\$390.58
284-302-014-0	28866-2	16	1	10/15/2001	4,122	9	\$699.15	\$460.34	\$471.98
284-302-015-1	28866-2	17	1	10/15/2001	3,138	9	\$699.15	\$350.46	\$359.32
284-302-016-2	28866-2	18	1	10/15/2001	4,122	9	\$699.15	\$460.34	\$471.98
284-302-017-3	28866-2	19	1	10/15/2001	3,411	9	\$699.15	\$380.94	\$390.58
284-303-001-1	28866-2	36	1	11/6/2001	3,411	9	\$699.15	\$380.94	\$390.58
284-303-002-2	28866-2	37	1	11/6/2001	4,122	9	\$699.15	\$460.34	\$471.98
284-303-003-3	28866-2	38	1	10/15/2001	3,411	9	\$699.15	\$380.94	\$390.58
284-303-004-4	28866-2	39	1	10/15/2001	4,122	9	\$699.15	\$460.34	\$471.98
284-303-005-5	28866-2	40	1	6/29/2001	3,411	9	\$699.15	\$380.94	\$390.58
284-303-006-6	28866-2	41	1	6/29/2001	4,122	9	\$699.15	\$460.34	\$471.98
284-303-007-7	28866-2	I	0		0	EX	\$0.00	\$0.00	\$0.00
284-303-008-8	28866-2	42	1	6/29/2001	3,138	9	\$699.15	\$350.46	\$359.32
284-304-001-4	28866-2	43	1	6/29/2001	3,411	9	\$699.15	\$380.94	\$390.58
284-304-002-5	28866-2	44	1	6/29/2001	4,122	9	\$699.15	\$460.34	\$471.98
284-304-003-6	28866-2	45	1	6/29/2001	3,411	9	\$699.15	\$380.94	\$390.58
284-304-004-7	28866-2	46	1	6/22/2001	4,122	9	\$699.15	\$460.34	\$471.98
284-304-005-8	28866-2	47	1	6/22/2001	3,138	9	\$699.15	\$350.46	\$359.32
284-304-006-9	28866-2	48	1	6/22/2001	4,122	9	\$699.15	\$460.34	\$471.98
284-304-007-0	28866-2	49	1	6/22/2001	3,411	9	\$699.15	\$380.94	\$390.58
284-304-008-1	28866-2	50	1	6/18/2001	3,614	9	\$699.15	\$403.60	\$413.82
284-304-009-2	28866-2	51	1	6/18/2001	4,332	9	\$699.15	\$483.80	\$496.04
284-304-010-2	28866-2	52	1	6/18/2001	3,138	9	\$699.15	\$350.46	\$359.32
284-305-001-7	28866-2	20	1	10/15/2001	4,122	9	\$699.15	\$460.34	\$471.98
284-305-002-8	28866-2	21	1	10/15/2001	3,411	9	\$699.15	\$380.94	\$390.58
284-305-003-9	28866-2	22	1	10/15/2001	4,122	9	\$699.15	\$460.34	\$471.98
284-305-004-0	28866-2	23	1	10/15/2001	3,411	9	\$699.15	\$380.94	\$390.58
284-305-005-1	28866-2	24	1	10/15/2001	4,122	9	\$699.15	\$460.34	\$471.98

**Community Facilities District No. 2
Riverside Unified School District**

Fiscal Year 2011-2012 Special Tax Levy

<u>Assessor's Parcel Number</u>	<u>Tract</u>	<u>Lot</u>	<u>Number of Units</u>	<u>Permit Date</u>	<u>Building Sq. Ft.</u>	<u>Plan Area</u>	<u>FY 2011-12 Maximum Special Tax</u>	<u>FY 2011-12 Special Tax Levy</u>	<u>FY 2010-11 Special Tax Levy</u>
284-305-006-2	28866-2	25	1	11/6/2001	4,122	9	\$699.15	\$460.34	\$471.98
284-305-007-3	28866-2	26	1	11/6/2001	3,411	9	\$699.15	\$380.94	\$390.58
284-305-008-4	28866-2	27	1	11/6/2001	4,122	9	\$699.15	\$460.34	\$471.98
284-310-001-3	28866-2	28	1	11/6/2001	3,138	9	\$699.15	\$350.46	\$359.32
284-310-002-4	28866-2	29	1	11/6/2001	4,122	9	\$699.15	\$460.34	\$471.98
284-310-003-5	28866-2	30	1	11/6/2001	3,411	9	\$699.15	\$380.94	\$390.58
284-310-004-6	28866-2	31	1	11/6/2001	3,138	9	\$699.15	\$350.46	\$359.32
284-310-005-7	28866-2	32	1	11/6/2001	3,411	9	\$699.15	\$380.94	\$390.58
284-310-006-8	28866-2	33	1	11/6/2001	4,122	9	\$699.15	\$460.34	\$471.98
284-310-007-9	28866-2	34	1	11/6/2001	3,411	9	\$699.15	\$380.94	\$390.58
284-310-008-0	28866-2	35	1	11/6/2001	4,122	9	\$699.15	\$460.34	\$471.98
284-310-009-1	28866-2	F	0		0	EX	\$0.00	\$0.00	\$0.00
284-321-001-7	28866-5	1	1	6/19/2001	3,776	9	\$699.15	\$421.70	\$432.38
284-321-002-8	28866-5	2	1	6/19/2001	3,512	9	\$699.15	\$392.22	\$402.14
284-321-003-9	28866-5	3	1	6/19/2001	3,492	9	\$699.15	\$389.98	\$399.86
284-321-004-0	28866-5	4	1	8/24/2001	3,512	9	\$699.15	\$392.22	\$402.14
284-321-005-1	28866-5	5	1	8/24/2001	3,623	9	\$699.15	\$404.62	\$414.86
284-321-006-2	28866-5	6	1	8/24/2001	3,512	9	\$699.15	\$392.22	\$402.14
284-321-007-3	28866-5	7	1	8/24/2001	2,938	9	\$699.15	\$328.12	\$336.42
284-321-008-4	28866-5	8	1	8/24/2001	3,769	9	\$699.15	\$420.92	\$431.56
284-321-009-5	28866-5	9	1	8/24/2001	3,365	9	\$699.15	\$375.80	\$385.32
284-321-010-5	28866-5	10	1	8/24/2001	2,938	9	\$699.15	\$328.12	\$336.42
284-321-011-6	28866-5	I	0		0	EX	\$0.00	\$0.00	\$0.00
284-322-001-0	28866-5	11	1	8/24/2001	3,717	9	\$699.15	\$415.12	\$425.62
284-322-002-1	28866-5	12	1	8/24/2001	2,938	9	\$699.15	\$328.12	\$336.42
284-322-003-2	28866-5	13	1	3/11/2002	3,492	9	\$699.15	\$389.98	\$399.86
284-322-004-3	28866-5	14	1	3/11/2002	3,512	9	\$699.15	\$392.22	\$402.14
284-322-005-4	28866-5	15	1	3/11/2002	2,938	9	\$699.15	\$328.12	\$336.42
284-322-006-5	28866-5	H	0		0	EX	\$0.00	\$0.00	\$0.00
284-323-001-3	28866-5	16	1	11/2/2001	2,938	9	\$699.15	\$328.12	\$336.42
284-323-002-4	28866-5	17	1	11/2/2001	3,512	9	\$699.15	\$392.22	\$402.14
284-323-003-5	28866-5	18	1	11/2/2001	3,623	9	\$699.15	\$404.62	\$414.86
284-323-004-6	28866-5	19	1	11/2/2001	2,938	9	\$699.15	\$328.12	\$336.42
284-323-005-7	28866-5	20	1	11/2/2001	3,365	9	\$699.15	\$375.80	\$385.32
284-324-001-6	28866-5	21	1	11/2/2001	2,938	9	\$699.15	\$328.12	\$336.42
284-324-002-7	28866-5	22	1	11/2/2001	3,623	9	\$699.15	\$404.62	\$414.86
284-324-003-8	28866-5	23	1	11/2/2001	2,938	9	\$699.15	\$328.12	\$336.42
284-324-004-9	28866-5	24	1	11/2/2001	3,769	9	\$699.15	\$420.92	\$431.56
284-324-005-0	28866-5	25	1	6/19/2001	3,492	9	\$699.15	\$389.98	\$399.86
284-324-006-1	28866-5	26	1	6/19/2001	2,938	9	\$699.15	\$328.12	\$336.42
284-324-007-2	28866-5	27	1	6/19/2001	3,512	9	\$699.15	\$392.22	\$402.14
284-324-008-3	28866-5	28	1	6/19/2001	2,938	9	\$699.15	\$328.12	\$336.42
284-324-009-4	28866-5	29	1	6/19/2001	3,492	9	\$699.15	\$389.98	\$399.86
284-324-010-4	28866-5	30	1	6/19/2001	3,512	9	\$699.15	\$392.22	\$402.14
284-325-001-9	28866-5	31	1	6/19/2001	2,938	9	\$699.15	\$328.12	\$336.42
284-325-002-0	28866-5	32	1	6/19/2001	3,769	9	\$699.15	\$420.92	\$431.56
284-325-003-1	28866-5	33	1	6/19/2001	3,492	9	\$699.15	\$389.98	\$399.86
284-325-004-2	28866-5	34	1	6/19/2001	3,512	9	\$699.15	\$392.22	\$402.14
284-325-005-3	28866-5	35	1	6/19/2001	2,938	9	\$699.15	\$328.12	\$336.42

**Community Facilities District No. 2
Riverside Unified School District**

Fiscal Year 2011-2012 Special Tax Levy

<u>Assessor's Parcel Number</u>	<u>Tract</u>	<u>Lot</u>	<u>Number of Units</u>	<u>Permit Date</u>	<u>Building Sq. Ft.</u>	<u>Plan Area</u>	<u>FY 2011-12 Maximum Special Tax</u>	<u>FY 2011-12 Special Tax Levy</u>	<u>FY 2010-11 Special Tax Levy</u>
284-325-006-4	28866-5	36	1	11/2/2001	3,776	9	\$699.15	\$421.70	\$432.38
284-325-007-5	28866-5	37	1	11/2/2001	3,512	9	\$699.15	\$392.22	\$402.14
284-325-008-6	28866-5	38	1	11/2/2001	2,938	9	\$699.15	\$328.12	\$336.42
284-325-009-7	28866-5	39	1	11/2/2001	3,769	9	\$699.15	\$420.92	\$431.56
284-325-010-7	28866-5	40	1	3/11/2002	3,492	9	\$699.15	\$389.98	\$399.86
284-325-011-8	28866-5	41	1	3/11/2002	3,512	9	\$699.15	\$392.22	\$402.14
284-325-012-9	28866-5	42	1	8/24/2001	3,492	9	\$699.15	\$389.98	\$399.86
284-325-013-0	28866-5	43	1	8/24/2001	2,938	9	\$699.15	\$328.12	\$336.42
284-325-014-1	28866-5	44	1	8/24/2001	3,512	9	\$699.15	\$392.22	\$402.14
284-325-015-2	28866-5	45	1	8/24/2001	3,492	9	\$699.15	\$389.98	\$399.86
284-325-016-3	28866-5	46	1	8/24/2001	3,512	9	\$699.15	\$392.22	\$402.14
284-325-017-4	28866-5	47	1	8/24/2001	3,146	9	\$699.15	\$351.34	\$360.24
284-325-018-5	28866-5	48	1	8/24/2001	3,492	9	\$699.15	\$389.98	\$399.86
284-326-001-2	28863	F	0		0	EX	\$0.00	\$0.00	\$0.00
284-332-001-1	28866-7	47	1	1/30/2002	2,414	10	\$629.24	\$269.60	\$276.42
284-332-002-2	28866-7	48	1	3/28/2002	2,684	10	\$629.24	\$299.74	\$307.34
284-332-003-3	28866-7	49	1	3/28/2002	2,598	10	\$629.24	\$290.14	\$297.48
284-332-004-4	28866-7	50	1	3/28/2002	2,684	10	\$629.24	\$299.74	\$307.34
284-332-005-5	28866-7	51	1	3/28/2002	2,598	10	\$629.24	\$290.14	\$297.48
284-332-006-6	28866-7	52	1	3/28/2002	2,684	10	\$629.24	\$299.74	\$307.34
284-332-007-7	28866-7	53	1	3/28/2002	2,598	10	\$629.24	\$290.14	\$297.48
284-332-008-8	28866-7	54	1	3/28/2002	2,598	10	\$629.24	\$290.14	\$297.48
284-332-009-9	28866-7	55	1	3/28/2002	2,414	10	\$629.24	\$269.60	\$276.42
284-334-001-7	28866	1	1	3/25/2002	3,100	10	\$629.24	\$346.20	\$354.96
284-334-002-8	28866	2	1	3/25/2002	2,945	10	\$629.24	\$328.90	\$337.22
284-334-003-9	28866	3	1	3/25/2002	2,718	10	\$629.24	\$303.54	\$311.22
284-334-004-0	28866	4	1	9/24/2002	3,100	10	\$629.24	\$346.20	\$354.96
284-334-005-1	28866	H	0		0	EX	\$0.00	\$0.00	\$0.00
284-336-001-3	28866	51	1	9/24/2002	2,718	10	\$629.24	\$303.54	\$311.22
284-350-001-7	28866-6	F	0		0	EX	\$0.00	\$0.00	\$0.00
284-350-002-8	28866-6	1	1	3/11/2002	3,717	9	\$699.15	\$415.12	\$425.62
284-350-003-9	28866-6	2	1	3/11/2002	3,645	9	\$699.15	\$407.08	\$417.38
284-350-004-0	28866-6	D	0		0	EX	\$0.00	\$0.00	\$0.00
284-350-005-1	28866-6	3	1	3/11/2002	2,938	9	\$699.15	\$328.12	\$336.42
284-350-006-2	28866-6	4	1	3/11/2002	3,512	9	\$699.15	\$392.22	\$402.14
284-350-007-3	28866-6	5	1	3/11/2002	3,365	9	\$699.15	\$375.80	\$385.32
284-350-008-4	28866-6	6	1	3/11/2002	2,938	9	\$699.15	\$328.12	\$336.42
284-350-009-5	28866-6	7	1	3/11/2002	3,645	9	\$699.15	\$407.08	\$417.38
284-350-010-5	28866-6	E	0		0	EX	\$0.00	\$0.00	\$0.00
284-350-011-6	28866-6	8	1	6/4/2002	2,938	9	\$699.15	\$328.12	\$336.42
284-350-012-7	28866-6	9	1	6/4/2002	3,995	9	\$699.15	\$446.16	\$457.44
284-350-013-8	28866-6	G	0		0	EX	\$0.00	\$0.00	\$0.00
284-350-014-9	28866-6	10	1	6/4/2002	3,146	9	\$699.15	\$351.34	\$360.24
284-350-015-0	28866-6	11	1	6/4/2002	3,776	9	\$699.15	\$421.70	\$432.38
284-350-016-1	28866-6	12	1	6/4/2002	3,866	9	\$699.15	\$431.76	\$442.68
284-350-017-2	28866-6	13	1	6/4/2002	2,938	9	\$699.15	\$328.12	\$336.42
284-350-018-3	28866-6	14	1	6/4/2002	3,512	9	\$699.15	\$392.22	\$402.14
284-350-019-4	28866-6	15	1	6/4/2002	3,492	9	\$699.15	\$389.98	\$399.86
284-350-020-4	28866-6	16	1	6/4/2002	3,717	9	\$699.15	\$415.12	\$425.62

**Community Facilities District No. 2
Riverside Unified School District**

Fiscal Year 2011-2012 Special Tax Levy

<u>Assessor's Parcel Number</u>	<u>Tract</u>	<u>Lot</u>	<u>Number of Units</u>	<u>Permit Date</u>	<u>Building Sq. Ft.</u>	<u>Plan Area</u>	<u>FY 2011-12 Maximum Special Tax</u>	<u>FY 2011-12 Special Tax Levy</u>	<u>FY 2010-11 Special Tax Levy</u>
284-350-021-5	28866-6	17	1	6/4/2002	3,512	9	\$699.15	\$392.22	\$402.14
284-350-022-6	28866-6	18	1	6/4/2002	3,645	9	\$699.15	\$407.08	\$417.38
284-350-023-7	28866-6	19	1	3/11/2002	2,938	9	\$699.15	\$328.12	\$336.42
284-350-024-8	28866-6	20	1	3/11/2002	3,317	9	\$699.15	\$370.44	\$379.82
284-350-025-9	28866-6	21	1	3/11/2002	3,769	9	\$699.15	\$420.92	\$431.56
284-350-026-0	28866-6	22	1	3/11/2002	2,938	9	\$699.15	\$328.12	\$336.42
284-350-027-1	28866-6	23	1	3/11/2002	3,512	9	\$699.15	\$392.22	\$402.14
294-020-024-1	MB 6/13 S	POR 4	0		0	WMW	\$0.00	\$0.00	\$0.00
294-020-030-6	MB 6/13 S	POR1,4	0		0	EX	\$0.00	\$0.00	\$0.00
294-020-043-8	MB 6/13 S	POR 2	0		2,459	PAR	\$0.00	\$0.00	\$0.00
294-030-018-7			0		0	EX	\$0.00	\$0.00	\$0.00
294-030-019-8			0		0	EX	\$0.00	\$0.00	\$0.00
294-231-001-2	21834-4	53	1	2/2/1989	1,554	17	\$541.84	\$173.56	\$177.94
294-231-002-3	21834-4	54	1	2/2/1989	1,753	17	\$541.84	\$195.78	\$200.74
294-231-003-4	21834-4	55	1	2/2/1989	1,554	17	\$541.84	\$173.56	\$177.94
294-231-004-5	21834-4	56	1	2/2/1989	1,752	17	\$541.84	\$195.66	\$200.62
294-231-005-6	21834-4	57	1	2/2/1989	1,752	17	\$541.84	\$195.66	\$200.62
294-231-006-7	21834-4	58	1	2/2/1989	1,752	17	\$541.84	\$195.66	\$200.62
294-231-007-8	21834-4	59	1	2/2/1989	1,554	17	\$541.84	\$173.56	\$177.94
294-231-008-9	21834-4	60	1	2/2/1989	1,752	17	\$541.84	\$195.66	\$200.62
294-231-009-0	21834-4	61	1	2/2/1989	1,085	17	\$541.84	\$121.18	\$124.24
294-231-010-0	21834-5	44	1	9/7/1989	1,844	17	\$541.84	\$205.94	\$211.16
294-231-011-1	21834-5	45	1	9/7/1989	1,872	17	\$541.84	\$209.06	\$214.36
294-231-012-2	21834-5	46	1	9/7/1989	1,844	17	\$541.84	\$205.94	\$211.16
294-231-013-3	21834-5	47	1	3/23/1989	1,872	17	\$541.84	\$209.06	\$214.36
294-231-014-4	21834-5	48	1	3/23/1989	2,155	17	\$541.84	\$240.68	\$246.76
294-231-015-5	21834-5	49	1	3/23/1989	1,844	17	\$541.84	\$205.94	\$211.16
294-232-001-5	21834-4	62	1	2/2/1989	1,085	17	\$541.84	\$121.18	\$124.24
294-232-002-6	21834-4	63	1	2/2/1989	1,752	17	\$541.84	\$195.66	\$200.62
294-232-003-7	21834-4	64	1	2/2/1989	1,554	17	\$541.84	\$173.56	\$177.94
294-232-004-8	21834-4	65	1	2/2/1989	1,752	17	\$541.84	\$195.66	\$200.62
294-232-005-9	21834-4	66	1	2/2/1989	1,554	17	\$541.84	\$173.56	\$177.94
294-232-006-0	21834-4	67	1	2/2/1989	1,752	17	\$541.84	\$195.66	\$200.62
294-232-007-1	21834-4	68	1	2/2/1989	1,554	17	\$541.84	\$173.56	\$177.94
294-232-008-2	21834-4	69	1	2/2/1989	1,752	17	\$541.84	\$195.66	\$200.62
294-232-009-3	21834-4	70	1	2/2/1989	1,085	17	\$541.84	\$121.18	\$124.24
294-232-010-3	21834-5	35	1	9/7/1989	1,844	17	\$541.84	\$205.94	\$211.16
294-232-011-4	21834-5	36	1	9/7/1989	2,155	17	\$541.84	\$240.68	\$246.76
294-232-012-5	21834-5	37	1	9/7/1989	1,872	17	\$541.84	\$209.06	\$214.36
294-232-013-6	21834-5	38	1	9/7/1989	2,155	17	\$541.84	\$240.68	\$246.76
294-232-014-7	21834-5	39	1	9/7/1989	2,155	17	\$541.84	\$240.68	\$246.76
294-232-015-8	21834-5	40	1	9/7/1989	1,872	17	\$541.84	\$209.06	\$214.36
294-232-016-9	21834-5	41	1	9/7/1989	2,155	17	\$541.84	\$240.68	\$246.76
294-232-017-0	21834-5	42	1	9/7/1989	2,155	17	\$541.84	\$240.68	\$246.76
294-232-018-1	21834-5	43	1	9/7/1989	1,872	17	\$541.84	\$209.06	\$214.36
294-233-001-8	21834-5	23	1	9/7/1989	2,155	17	\$541.84	\$240.68	\$246.76
294-233-002-9	21834-5	24	1	9/7/1989	1,872	17	\$541.84	\$209.06	\$214.36
294-233-003-0	21834-5	25	1	9/7/1989	2,155	17	\$541.84	\$240.68	\$246.76
294-233-004-1	21834-5	26	1	9/7/1989	1,872	17	\$541.84	\$209.06	\$214.36

**Community Facilities District No. 2
Riverside Unified School District**

Fiscal Year 2011-2012 Special Tax Levy

<u>Assessor's Parcel Number</u>	<u>Tract</u>	<u>Lot</u>	<u>Number of Units</u>	<u>Permit Date</u>	<u>Building Sq. Ft.</u>	<u>Plan Area</u>	<u>FY 2011-12 Maximum Special Tax</u>	<u>FY 2011-12 Special Tax Levy</u>	<u>FY 2010-11 Special Tax Levy</u>
294-233-005-2	21834-5	27	1	9/7/1989	2,155	17	\$541.84	\$240.68	\$246.76
294-233-006-3	21834-5	28	1	9/7/1989	1,872	17	\$541.84	\$209.06	\$214.36
294-233-007-4	21834-5	29	1	9/7/1989	2,155	17	\$541.84	\$240.68	\$246.76
294-233-008-5	21834-5	30	1	9/7/1989	1,872	17	\$541.84	\$209.06	\$214.36
294-233-009-6	21834-5	31	1	9/7/1989	2,155	17	\$541.84	\$240.68	\$246.76
294-233-010-6	21834-5	32	1	9/7/1989	1,872	17	\$541.84	\$209.06	\$214.36
294-233-011-7	21834-5	33	1	9/7/1989	2,155	17	\$541.84	\$240.68	\$246.76
294-233-012-8	21834-5	34	1	9/7/1980	1,844	17	\$541.84	\$205.94	\$211.16
294-234-001-1	21834-5	75	1	9/7/1989	2,155	17	\$541.84	\$240.68	\$246.76
294-234-002-2	21834-5	76	1	9/7/1989	1,844	17	\$541.84	\$205.94	\$211.16
294-234-003-3	21834-5	77	1	9/7/1989	2,155	17	\$541.84	\$240.68	\$246.76
294-234-004-4	21834-5	78	1	9/7/1989	2,155	17	\$541.84	\$240.68	\$246.76
294-234-005-5	21834-5	79	1	9/7/1989	1,844	17	\$541.84	\$205.94	\$211.16
294-234-006-6	21834-5	80	1	9/7/1989	2,155	17	\$541.84	\$240.68	\$246.76
294-234-007-7	21834-5	81	1	9/7/1989	1,844	17	\$541.84	\$205.94	\$211.16
294-234-008-8	21834-5	82	1	9/7/1989	2,155	17	\$541.84	\$240.68	\$246.76
294-235-001-4	21834-5	101	1	9/7/1989	2,155	17	\$541.84	\$240.68	\$246.76
294-235-002-5	21834-5	102	1	9/7/1989	1,872	17	\$541.84	\$209.06	\$214.36
294-235-003-6	21834-5	103	1	9/7/1989	1,844	17	\$541.84	\$205.94	\$211.16
294-235-004-7	21834-5	104	1	9/7/1989	2,155	17	\$541.84	\$240.68	\$246.76
294-235-005-8	21834-5	105	1	9/7/1989	2,155	17	\$541.84	\$240.68	\$246.76
294-235-006-9	21834-5	106	1	3/23/1989	1,844	17	\$541.84	\$205.94	\$211.16
294-235-007-0	21834-5	107	1	3/23/1989	1,872	17	\$541.84	\$209.06	\$214.36
294-241-001-3	21834-4	41	1	2/2/1989	1,085	17	\$541.84	\$121.18	\$124.24
294-241-002-4	21834-4	42	1	2/2/1989	1,752	17	\$541.84	\$195.66	\$200.62
294-242-001-6	21834-4	43	1	2/2/1989	1,085	17	\$541.84	\$121.18	\$124.24
294-242-002-7	21834-4	44	1	2/2/1989	1,752	17	\$541.84	\$195.66	\$200.62
294-242-003-8	21834-4	45	1	2/2/1989	1,554	17	\$541.84	\$173.56	\$177.94
294-242-004-9	21834-4	46	1	2/2/1989	1,752	17	\$541.84	\$195.66	\$200.62
294-242-005-0	21834-4	47	1	2/2/1989	1,554	17	\$541.84	\$173.56	\$177.94
294-242-006-1	21834-4	48	1	2/2/1989	1,752	17	\$541.84	\$195.66	\$200.62
294-242-007-2	21834-4	49	1	2/2/1989	1,554	17	\$541.84	\$173.56	\$177.94
294-242-008-3	21834-4	50	1	2/2/1989	1,752	17	\$541.84	\$195.66	\$200.62
294-242-009-4	21834-4	51	1	2/2/1989	1,752	17	\$541.84	\$195.66	\$200.62
294-242-010-4	21834-2	52	1	2/2/1989	1,752	17	\$541.84	\$195.66	\$200.62
294-243-001-9	21834-4	27	1	2/2/1989	1,752	17	\$541.84	\$195.66	\$200.62
294-243-002-0	21834-4	28	1	2/2/1989	1,554	17	\$541.84	\$173.56	\$177.94
294-243-003-1	21834-4	29	1	2/2/1989	1,085	17	\$541.84	\$121.18	\$124.24
294-243-004-2	21834-4	30	1	2/2/1989	1,890	17	\$541.84	\$211.08	\$216.42
294-243-005-3	21834-4	31	1	2/2/1989	1,752	17	\$541.84	\$195.66	\$200.62
294-243-006-4	21834-4	32	1	2/2/1989	1,752	17	\$541.84	\$195.66	\$200.62
294-243-007-5	21834-4	33	1	2/2/1989	1,554	17	\$541.84	\$173.56	\$177.94
294-243-008-6	21834-4	34	1	2/2/1989	1,752	17	\$541.84	\$195.66	\$200.62
294-243-009-7	21834-4	35	1	2/2/1989	1,554	17	\$541.84	\$173.56	\$177.94
294-243-010-7	21834-4	36	1	2/2/1989	1,554	17	\$541.84	\$173.56	\$177.94
294-243-011-8	21834-4	37	1	2/2/1989	1,752	17	\$541.84	\$195.66	\$200.62
294-243-012-9	21834-4	38	1	2/2/1989	1,554	17	\$541.84	\$173.56	\$177.94
294-243-013-0	21834-2	39	1	2/2/1989	1,752	17	\$541.84	\$195.66	\$200.62
294-243-014-1	21834-4	40	1	2/2/1989	1,085	17	\$541.84	\$121.18	\$124.24

**Community Facilities District No. 2
Riverside Unified School District**

Fiscal Year 2011-2012 Special Tax Levy

<u>Assessor's Parcel Number</u>	<u>Tract</u>	<u>Lot</u>	<u>Number of Units</u>	<u>Permit Date</u>	<u>Building Sq. Ft.</u>	<u>Plan Area</u>	<u>FY 2011-12 Maximum Special Tax</u>	<u>FY 2011-12 Special Tax Levy</u>	<u>FY 2010-11 Special Tax Levy</u>
294-244-001-2	21834-4	7	1	2/2/1989	1,085	17	\$541.84	\$121.18	\$124.24
294-244-002-3	21834-4	8	1	2/2/1989	1,752	17	\$541.84	\$195.66	\$200.62
294-244-003-4	21834-4	9	1	2/2/1989	1,554	17	\$541.84	\$173.56	\$177.94
294-244-004-5	21834-4	10	1	2/2/1989	1,752	17	\$541.84	\$195.66	\$200.62
294-244-005-6	21834-4	11	1	2/2/1989	1,554	17	\$541.84	\$173.56	\$177.94
294-244-006-7	21834-4	12	1	2/2/1989	1,752	17	\$541.84	\$195.66	\$200.62
294-244-007-8	21834-4	13	1	2/2/1989	1,554	17	\$541.84	\$173.56	\$177.94
294-244-008-9	21834-4	14	1	2/2/1989	1,085	17	\$541.84	\$121.18	\$124.24
294-244-009-0	21834-4	15	1	2/3/1989	1,752	17	\$541.84	\$195.66	\$200.62
294-244-010-0	21834-4	16	1	2/2/1989	1,752	17	\$541.84	\$195.66	\$200.62
294-244-011-1	21834-4	17	1	2/3/1989	1,085	17	\$541.84	\$121.18	\$124.24
294-244-012-2	21834-4	18	1	2/2/1989	1,554	17	\$541.84	\$173.56	\$177.94
294-244-013-3	21834-4	19	1	2/2/1989	1,752	17	\$541.84	\$195.66	\$200.62
294-244-014-4	21834-4	20	1	2/2/1989	1,085	17	\$541.84	\$121.18	\$124.24
294-244-015-5	21834-4	21	1	2/2/1989	1,752	17	\$541.84	\$195.66	\$200.62
294-244-016-6	21834-4	22	1	2/2/1989	1,752	17	\$541.84	\$195.66	\$200.62
294-244-017-7	21834-4	23	1	2/2/1989	1,554	17	\$541.84	\$173.56	\$177.94
294-244-018-8	21834-4	24	1	2/2/1989	1,752	17	\$541.84	\$195.66	\$200.62
294-244-019-9	21834-4	25	1	2/2/1989	1,752	17	\$541.84	\$195.66	\$200.62
294-244-020-9	21834-4	26	1	2/2/1989	1,085	17	\$541.84	\$121.18	\$124.24
294-245-001-5	21834-4	71	1	2/2/1989	1,554	17	\$541.84	\$173.56	\$177.94
294-245-002-6	21834-4	72	1	2/2/1989	1,752	17	\$541.84	\$195.66	\$200.62
294-245-003-7	21834-4	73	1	2/2/1989	1,554	17	\$541.84	\$173.56	\$177.94
294-245-004-8	21834-4	74	1	2/2/1989	1,752	17	\$541.84	\$195.66	\$200.62
294-245-005-9	21834-4	75	1	2/2/1989	1,085	17	\$541.84	\$121.18	\$124.24
294-245-006-0	21834-4	76	1	2/2/1989	1,085	17	\$541.84	\$121.18	\$124.24
294-245-007-1	21834-4	77	1	2/2/1989	1,752	17	\$541.84	\$195.66	\$200.62
294-245-008-2	21834-4	78	1	2/2/1989	1,752	17	\$541.84	\$195.66	\$200.62
294-245-009-3	21834-4	79	1	2/2/1989	1,554	17	\$541.84	\$173.56	\$177.94
294-245-010-3	21834-4	80	1	2/2/1989	1,554	17	\$541.84	\$173.56	\$177.94
294-245-011-4	21834-4	81	1	2/2/1989	1,752	17	\$541.84	\$195.66	\$200.62
294-245-012-5	21834-4	82	1	2/2/1989	2,554	17	\$541.84	\$285.24	\$292.44
294-245-013-6	21834-4	83	1	2/2/1989	1,752	17	\$541.84	\$195.66	\$200.62
294-245-014-7	21834-4	84	1	2/2/1989	1,554	17	\$541.84	\$173.56	\$177.94
294-245-015-8	21834-4	85	1	2/2/1989	1,752	17	\$541.84	\$195.66	\$200.62
294-245-016-9	21834-4	86	1	2/2/1989	1,085	17	\$541.84	\$121.18	\$124.24
294-245-017-0	21834-4	87	1	2/2/1989	1,752	17	\$541.84	\$195.66	\$200.62
294-245-018-1	21834-4	88	1	2/2/1989	1,554	17	\$541.84	\$173.56	\$177.94
294-245-019-2	21834-4	89	1	2/2/1989	1,752	17	\$541.84	\$195.66	\$200.62
294-245-020-2	21834-4	90	1	2/2/1989	1,554	17	\$541.84	\$173.56	\$177.94
294-245-021-3	21834-4	91	1	2/2/1989	1,752	17	\$541.84	\$195.66	\$200.62
294-245-022-4	21834-4	92	1	2/2/1989	1,752	17	\$541.84	\$195.66	\$200.62
294-245-023-5	21834-4	93	1	2/2/1989	1,085	17	\$541.84	\$121.18	\$124.24
294-245-024-6	21834-4	94	1	2/2/1989	1,752	17	\$541.84	\$195.66	\$200.62
294-245-025-7	21834-4	95	1	2/2/1989	1,752	17	\$541.84	\$195.66	\$200.62
294-245-026-8	21834-4	96	1	2/2/1989	1,554	17	\$541.84	\$173.56	\$177.94
294-245-027-9	21834-4	97	1	2/2/1989	1,554	17	\$541.84	\$173.56	\$177.94
294-246-001-8	21834-4	1	1	2/2/1989	1,752	17	\$541.84	\$195.66	\$200.62
294-246-002-9	21834-4	2	1	2/2/1989	1,554	17	\$541.84	\$173.56	\$177.94

**Community Facilities District No. 2
Riverside Unified School District**

Fiscal Year 2011-2012 Special Tax Levy

<u>Assessor's Parcel Number</u>	<u>Tract</u>	<u>Lot</u>	<u>Number of Units</u>	<u>Permit Date</u>	<u>Building Sq. Ft.</u>	<u>Plan Area</u>	<u>FY 2011-12 Maximum Special Tax</u>	<u>FY 2011-12 Special Tax Levy</u>	<u>FY 2010-11 Special Tax Levy</u>
294-246-003-0	21834-4	3	1	2/2/1989	1,752	17	\$541.84	\$195.66	\$200.62
294-246-004-1	21834-4	4	1	5/15/1989	1,085	17	\$541.84	\$121.18	\$124.24
294-246-005-2	21834-4	5	1	2/2/1989	1,752	17	\$541.84	\$195.66	\$200.62
294-246-006-3	21834-4	6	1	2/2/1989	1,554	17	\$541.84	\$173.56	\$177.94
294-251-001-4	21834-2	1	1	5/16/1989	1,752	16	\$541.84	\$195.66	\$200.62
294-251-002-5	21834-2	2	1	5/16/1989	1,752	16	\$541.84	\$195.66	\$200.62
294-251-003-6	21834-2	3	1	5/16/1989	1,554	16	\$541.84	\$173.56	\$177.94
294-251-004-7	21834-2	4	1	5/16/1989	1,752	16	\$541.84	\$195.66	\$200.62
294-251-005-8	21834-2	5	1	5/16/1989	1,752	16	\$541.84	\$195.66	\$200.62
294-251-006-9	21834-2	6	1	5/16/1989	1,554	16	\$541.84	\$173.56	\$177.94
294-251-007-0	21834-2	7	1	5/16/1989	1,752	16	\$541.84	\$195.66	\$200.62
294-251-008-1	21834-2	8	1	5/16/1989	1,554	16	\$541.84	\$173.56	\$177.94
294-251-009-2	21834-1	62	1	4/10/1990	2,197	16	\$541.84	\$245.36	\$251.56
294-251-010-2	21834-1	63	1	4/10/1990	2,197	16	\$541.84	\$245.36	\$251.56
294-251-011-3	21834-1	64	1	4/10/1990	1,678	16	\$541.84	\$187.40	\$192.14
294-251-012-4	21834-1	65	1	4/10/1990	2,197	16	\$541.84	\$245.36	\$251.56
294-251-013-5	21834-1	66	1	4/10/1990	1,514	16	\$541.84	\$169.08	\$173.36
294-251-014-6	21834-1	67	1	4/10/1990	2,028	16	\$541.84	\$226.48	\$232.22
294-251-015-7	21834-1	68	1	4/10/1990	2,197	16	\$541.84	\$245.36	\$251.56
294-251-016-8	21834-1	69	1	4/10/1990	1,678	16	\$541.84	\$187.40	\$192.14
294-252-001-7	21834-2	94	1	5/16/1989	1,085	16	\$541.84	\$121.18	\$124.24
294-252-002-8	21834-2	95	1	5/16/1989	1,554	16	\$541.84	\$173.56	\$177.94
294-252-003-9	21834-2	96	1	5/16/1989	1,752	16	\$541.84	\$195.66	\$200.62
294-252-004-0	21834-2	97	1	5/16/1989	1,752	16	\$541.84	\$195.66	\$200.62
294-252-005-1	21834-2	98	1	5/16/1989	1,554	16	\$541.84	\$173.56	\$177.94
294-252-006-2	21834-2	99	1	5/16/1989	1,752	16	\$541.84	\$195.66	\$200.62
294-252-007-3	21834-2	100	1	5/16/1989	1,752	16	\$541.84	\$195.66	\$200.62
294-252-008-4	21834-2	101	1	5/16/1989	1,554	16	\$541.84	\$173.56	\$177.94
294-252-009-5	21834-2	102	1	5/16/1989	1,752	16	\$541.84	\$195.66	\$200.62
294-252-010-5	21834-2	103	1	5/16/1989	1,752	16	\$541.84	\$195.66	\$200.62
294-252-011-6	21834-2	104	1	5/16/1989	1,554	16	\$541.84	\$173.56	\$177.94
294-252-012-7	21834-2	105	1	5/16/1989	1,752	16	\$541.84	\$195.66	\$200.62
294-252-013-8	21834-2	106	1	5/16/1989	1,752	16	\$541.84	\$195.66	\$200.62
294-253-001-0	21834-1	1	1	4/3/1989	1,514	16	\$541.84	\$169.08	\$173.36
294-253-002-1	21834-1	2	1	4/3/1989	2,028	16	\$541.84	\$226.48	\$232.22
294-253-003-2	21834-1	3	1	4/3/1989	1,678	16	\$541.84	\$187.40	\$192.14
294-253-004-3	21834-1	4	1	4/3/1989	2,197	16	\$541.84	\$245.36	\$251.56
294-253-005-4	21834-1	5	1	4/3/1989	2,028	16	\$541.84	\$226.48	\$232.22
294-253-006-5	21834-1	6	1	4/3/1989	2,197	16	\$541.84	\$245.36	\$251.56
294-253-007-6	21834-1	7	1	4/3/1989	1,514	16	\$541.84	\$169.08	\$173.36
294-253-008-7	21834-1	8	1	4/3/1989	2,028	16	\$541.84	\$226.48	\$232.22
294-253-009-8	21834-1	9	1	4/3/1989	1,678	16	\$541.84	\$187.40	\$192.14
294-253-010-8	21834-1	10	1	4/3/1989	2,197	16	\$541.84	\$245.36	\$251.56
294-253-011-9	21834-1	11	1	4/3/1989	2,028	16	\$541.84	\$226.48	\$232.22
294-253-012-0	21834-1	12	1	4/3/1989	2,197	16	\$541.84	\$245.36	\$251.56
294-253-013-1	21834-1	13	1	4/3/1989	1,514	16	\$541.84	\$169.08	\$173.36
294-253-014-2	21834-1	14	1	4/3/1989	2,194	16	\$541.84	\$245.02	\$251.22
294-253-015-3	21834-1	15	1	4/3/1989	2,194	16	\$541.84	\$245.02	\$251.22
294-253-016-4	21834-1	16	1	4/3/1989	2,028	16	\$541.84	\$226.48	\$232.22

**Community Facilities District No. 2
Riverside Unified School District**

Fiscal Year 2011-2012 Special Tax Levy

<u>Assessor's Parcel Number</u>	<u>Tract</u>	<u>Lot</u>	<u>Number of Units</u>	<u>Permit Date</u>	<u>Building Sq. Ft.</u>	<u>Plan Area</u>	<u>FY 2011-12 Maximum Special Tax</u>	<u>FY 2011-12 Special Tax Levy</u>	<u>FY 2010-11 Special Tax Levy</u>
294-253-017-5	21834-1	17	1	4/3/1989	1,678	16	\$541.84	\$187.40	\$192.14
294-253-018-6	21834-1	18	1	4/3/1989	1,514	16	\$541.84	\$169.08	\$173.36
294-253-019-7	21834-1	19	1	4/10/1990	1,678	16	\$541.84	\$187.40	\$192.14
294-253-020-7	21834-1	20	1	4/10/1990	2,197	16	\$541.84	\$245.36	\$251.56
294-253-021-8	21834-1	21	1	4/10/1990	2,028	16	\$541.84	\$226.48	\$232.22
294-253-022-9	21834-1	22	1	4/10/1990	2,197	16	\$541.84	\$245.36	\$251.56
294-253-023-0	21834-1	23	1	4/10/1990	1,514	16	\$541.84	\$169.08	\$173.36
294-253-024-1	21834-1	24	1	4/10/1990	1,678	16	\$541.84	\$187.40	\$192.14
294-253-025-2	21834-1	25	1	4/10/1990	2,197	16	\$541.84	\$245.36	\$251.56
294-253-026-3	21834-1	26	1	4/10/1990	2,028	16	\$541.84	\$226.48	\$232.22
294-253-027-4	21834-1	27	1	4/3/1989	2,197	16	\$541.84	\$245.36	\$251.56
294-253-028-5	21834-1	28	1	4/3/1989	1,514	16	\$541.84	\$169.08	\$173.36
294-253-029-6	21834-1	29	1	4/3/1989	2,197	16	\$541.84	\$245.36	\$251.56
294-253-030-6	21834-1	30	1	4/3/1989	2,028	16	\$541.84	\$226.48	\$232.22
294-253-031-7	21834-1	31	1	4/3/1989	2,197	16	\$541.84	\$245.36	\$251.56
294-253-032-8	21834-1	32	1	4/3/1989	1,678	16	\$541.84	\$187.40	\$192.14
294-253-033-9	21834-1	33	1	4/3/1989	2,028	16	\$541.84	\$226.48	\$232.22
294-253-034-0	21834-1	34	1	4/3/1989	1,514	16	\$541.84	\$169.08	\$173.36
294-253-035-1	21834-1	35	1	4/3/1989	2,197	16	\$541.84	\$245.36	\$251.56
294-253-036-2	21834-1	36	1	4/3/1989	1,678	16	\$541.84	\$187.40	\$192.14
294-254-001-3	21834-1	37	1	4/3/1989	2,028	16	\$541.84	\$226.48	\$232.22
294-254-002-4	21834-1	38	1	4/3/1989	2,028	16	\$541.84	\$226.48	\$232.22
294-254-003-5	21834-1	39	1	4/3/1989	2,028	16	\$541.84	\$226.48	\$232.22
294-254-004-6	21834-1	40	1	4/3/1989	2,197	16	\$541.84	\$245.36	\$251.56
294-254-005-7	21834-1	41	1	4/3/1989	2,197	16	\$541.84	\$245.36	\$251.56
294-254-006-8	21834-1	42	1	4/3/1989	1,678	16	\$541.84	\$187.40	\$192.14
294-254-007-9	21834-1	43	1	4/3/1989	2,028	16	\$541.84	\$226.48	\$232.22
294-254-008-0	21834-1	44	1	4/3/1989	1,514	16	\$541.84	\$169.08	\$173.36
294-254-009-1	21834-1	45	1	4/3/1989	2,197	16	\$541.84	\$245.36	\$251.56
294-255-001-6	21834-1	70	1	4/3/1989	1,514	16	\$541.84	\$169.08	\$173.36
294-255-002-7	21834-1	71	1	4/3/1989	2,028	16	\$541.84	\$226.48	\$232.22
294-255-003-8	21834-1	72	1	4/3/1989	2,197	16	\$541.84	\$245.36	\$251.56
294-255-004-9	21834-1	73	1	4/3/1989	1,514	16	\$541.84	\$169.08	\$173.36
294-255-005-0	21834-1	74	1	4/3/1989	2,197	16	\$541.84	\$245.36	\$251.56
294-255-006-1	21834-1	75	1	4/3/1989	2,028	16	\$541.84	\$226.48	\$232.22
294-255-007-2	21834-1	76	1	4/3/1989	2,197	16	\$541.84	\$245.36	\$251.56
294-255-008-3	21834-1	77	1	4/3/1989	1,514	16	\$541.84	\$169.08	\$173.36
294-255-009-4	21834-1	78	1	4/3/1989	2,197	16	\$541.84	\$245.36	\$251.56
294-255-010-4	21834-1	79	1	4/3/1989	2,028	16	\$541.84	\$226.48	\$232.22
294-255-011-5	21834-1	80	1	4/3/1989	2,197	16	\$541.84	\$245.36	\$251.56
294-255-012-6	21834-1	81	1	4/3/1989	1,514	16	\$541.84	\$169.08	\$173.36
294-255-013-7	21834-1	82	1	4/3/1989	1,678	16	\$541.84	\$187.40	\$192.14
294-255-014-8	21834-1	83	1	5/16/1989	2,197	16	\$541.84	\$245.36	\$251.56
294-255-015-9	21834-1	84	1	4/10/1990	1,678	16	\$541.84	\$187.40	\$192.14
294-255-016-0	21834-1	85	1	4/10/1990	2,197	16	\$541.84	\$245.36	\$251.56
294-255-017-1	21834-1	86	1	4/10/1990	2,028	16	\$541.84	\$226.48	\$232.22
294-255-018-2	21834-1	87	1	4/10/1990	1,678	16	\$541.84	\$187.40	\$192.14
294-255-019-3	21834-1	88	1	4/10/1990	1,514	16	\$541.84	\$169.08	\$173.36
294-255-020-3	21834-1	89	1	4/10/1990	1,618	16	\$541.84	\$180.70	\$185.28

**Community Facilities District No. 2
Riverside Unified School District**

Fiscal Year 2011-2012 Special Tax Levy

<u>Assessor's Parcel Number</u>	<u>Tract</u>	<u>Lot</u>	<u>Number of Units</u>	<u>Permit Date</u>	<u>Building Sq. Ft.</u>	<u>Plan Area</u>	<u>FY 2011-12 Maximum Special Tax</u>	<u>FY 2011-12 Special Tax Levy</u>	<u>FY 2010-11 Special Tax Levy</u>
294-255-021-4	21834-1	90	1	4/10/1990	1,678	16	\$541.84	\$187.40	\$192.14
294-255-022-5	21834-1	91	1	4/10/1990	2,197	16	\$541.84	\$245.36	\$251.56
294-255-023-6	21834-1	92	1	4/10/1990	2,197	16	\$541.84	\$245.36	\$251.56
294-255-024-7	21834-1	93	1	4/10/1990	2,028	16	\$541.84	\$226.48	\$232.22
294-255-025-8	21834-1	94	1	4/10/1990	2,197	16	\$541.84	\$245.36	\$251.56
294-255-026-9	21834-1	95	1	4/10/1990	2,197	16	\$541.84	\$245.36	\$251.56
294-255-027-0	21834-1	96	1	4/10/1990	2,028	16	\$541.84	\$226.48	\$232.22
294-255-028-1	21834-1	97	1	4/10/1990	2,197	16	\$541.84	\$245.36	\$251.56
294-255-029-2	21834-1	98	1	4/10/1990	2,028	16	\$541.84	\$226.48	\$232.22
294-255-030-2	21834-1	99	1	4/10/1990	2,197	16	\$541.84	\$245.36	\$251.56
294-255-031-3	21834-1	100	1	4/10/1990	1,678	16	\$541.84	\$187.40	\$192.14
294-261-001-5	21834-2	9	1	5/16/1989	1,752	16	\$541.84	\$195.66	\$200.62
294-261-002-6	21834-2	10	1	5/16/1989	1,085	16	\$541.84	\$121.18	\$124.24
294-261-003-7	21834-2	11	1	5/16/1989	1,085	16	\$541.84	\$121.18	\$124.24
294-261-004-8	21834-2	12	1	5/16/1989	1,554	16	\$541.84	\$173.56	\$177.94
294-261-005-9	21834-2	13	1	5/16/1989	1,752	16	\$541.84	\$195.66	\$200.62
294-261-006-0	21834-2	14	1	5/16/1989	1,085	16	\$541.84	\$121.18	\$124.24
294-261-007-1	21834-2	15	1	5/16/1989	1,554	16	\$541.84	\$173.56	\$177.94
294-261-008-2	21834-2	16	1	5/16/1989	1,752	16	\$541.84	\$195.66	\$200.62
294-261-009-3	21834-2	17	1	5/16/1989	1,554	16	\$541.84	\$173.56	\$177.94
294-261-010-3	21834-2	18	1	5/16/1989	1,752	16	\$541.84	\$195.66	\$200.62
294-261-011-4	21834-2	19	1	5/16/1989	1,752	16	\$541.84	\$195.66	\$200.62
294-261-012-5	21834-2	20	1	5/16/1989	1,554	16	\$541.84	\$173.56	\$177.94
294-261-013-6	21834-2	21	1	5/16/1989	1,752	16	\$541.84	\$195.66	\$200.62
294-261-014-7	21834-2	22	1	5/16/1989	1,752	16	\$541.84	\$195.66	\$200.62
294-261-015-8	21834-2	23	1	5/16/1989	1,085	16	\$541.84	\$121.18	\$124.24
294-261-016-9	21834-1	50	1	4/10/1990	1,678	16	\$541.84	\$187.40	\$192.14
294-261-017-0	21834-1	51	1	4/10/1990	2,197	16	\$541.84	\$245.36	\$251.56
294-261-018-1	21834-1	52	1	4/10/1990	1,678	16	\$541.84	\$187.40	\$192.14
294-261-019-2	21834-1	53	1	4/10/1990	1,554	16	\$541.84	\$173.56	\$177.94
294-261-020-2	21834-1	54	1	4/10/1990	2,028	16	\$541.84	\$226.48	\$232.22
294-261-021-3	21834-1	55	1	4/10/1990	2,197	16	\$541.84	\$245.36	\$251.56
294-261-022-4	21834-1	56	1	4/10/1990	1,678	16	\$541.84	\$187.40	\$192.14
294-261-023-5	21834-1	57	1	4/10/1990	2,197	16	\$541.84	\$245.36	\$251.56
294-261-024-6	21834-1	58	1	4/10/1990	2,028	16	\$541.84	\$226.48	\$232.22
294-261-025-7	21834-1	59	1	4/10/1990	2,197	16	\$541.84	\$245.36	\$251.56
294-261-026-8	21834-1	60	1	4/10/1990	2,197	16	\$541.84	\$245.36	\$251.56
294-261-027-9	21834-1	61	1	4/10/1990	2,028	16	\$541.84	\$226.48	\$232.22
294-262-001-8	21834-2	24	1	5/16/1989	1,085	16	\$541.84	\$121.18	\$124.24
294-262-002-9	21834-2	25	1	5/16/1989	1,752	16	\$541.84	\$195.66	\$200.62
294-262-003-0	21834-2	26	1	5/16/1989	1,752	16	\$541.84	\$195.66	\$200.62
294-262-004-1	21834-2	27	1	5/16/1989	1,554	16	\$541.84	\$173.56	\$177.94
294-262-005-2	21834-2	28	1	5/16/1989	1,752	16	\$541.84	\$195.66	\$200.62
294-262-006-3	21834-2	29	1	5/16/1989	1,752	16	\$541.84	\$195.66	\$200.62
294-262-007-4	21834-2	30	1	5/16/1989	1,554	16	\$541.84	\$173.56	\$177.94
294-262-008-5	21834-2	31	1	5/16/1989	1,752	16	\$541.84	\$195.66	\$200.62
294-262-009-6	21834-2	32	1	5/16/1989	1,752	16	\$541.84	\$195.66	\$200.62
294-262-010-6	21834-2	33	1	5/16/1989	1,554	16	\$541.84	\$173.56	\$177.94
294-262-011-7	21834-2	34	1	5/16/1989	1,085	16	\$541.84	\$121.18	\$124.24

**Community Facilities District No. 2
Riverside Unified School District**

Fiscal Year 2011-2012 Special Tax Levy

<u>Assessor's Parcel Number</u>	<u>Tract</u>	<u>Lot</u>	<u>Number of Units</u>	<u>Permit Date</u>	<u>Building Sq. Ft.</u>	<u>Plan Area</u>	<u>FY 2011-12 Maximum Special Tax</u>	<u>FY 2011-12 Special Tax Levy</u>	<u>FY 2010-11 Special Tax Levy</u>
294-262-012-8	21834-2	35	1	5/16/1989	1,554	16	\$541.84	\$173.56	\$177.94
294-262-013-9	21834-2	36	1	5/16/1989	1,085	16	\$541.84	\$121.18	\$124.24
294-262-014-0	21834-3	1	1	6/29/1989	2,502	17	\$541.84	\$279.42	\$286.50
294-262-015-1	21834-3	2	1	6/29/1989	1,824	17	\$541.84	\$203.70	\$208.86
294-262-016-2	21834-3	3	1	6/29/1989	2,502	17	\$541.84	\$279.42	\$286.50
294-262-017-3	21834-3	4	1	6/29/1989	2,280	17	\$541.84	\$254.64	\$261.08
294-262-018-4	21834-3	5	1	6/29/1989	2,502	17	\$541.84	\$279.42	\$286.50
294-262-019-5	21834-3	6	1	6/29/1989	2,280	17	\$541.84	\$254.64	\$261.08
294-262-020-5	21834-3	7	1	6/29/1989	2,502	17	\$541.84	\$279.42	\$286.50
294-262-021-6	21834-3	8	1	6/29/1989	2,280	17	\$541.84	\$254.64	\$261.08
294-262-022-7	21834-3	9	1	6/29/1989	2,502	17	\$541.84	\$279.42	\$286.50
294-262-023-8	21834-3	10	1	6/29/1989	2,280	17	\$541.84	\$254.64	\$261.08
294-262-024-9	21834-3	11	1	6/29/1989	2,502	17	\$541.84	\$279.42	\$286.50
294-263-001-1	21834-2	85	1	5/16/1989	1,752	16	\$541.84	\$195.66	\$200.62
294-263-002-2	21834-2	86	1	5/16/1989	1,554	16	\$541.84	\$173.56	\$177.94
294-263-003-3	21834-2	87	1	5/16/1989	1,085	16	\$541.84	\$121.18	\$124.24
294-263-004-4	21834-2	88	1	5/16/1989	1,752	16	\$541.84	\$195.66	\$200.62
294-263-005-5	21834-2	89	1	5/16/1989	1,085	16	\$541.84	\$121.18	\$124.24
294-263-006-6	21834-2	90	1	5/16/1989	1,085	16	\$541.84	\$121.18	\$124.24
294-263-007-7	21834-2	91	1	5/16/1989	1,752	16	\$541.84	\$195.66	\$200.62
294-263-008-8	21834-2	92	1	5/16/1989	1,085	16	\$541.84	\$121.18	\$124.24
294-263-009-9	21834-2	93	1	5/16/1989	1,554	16	\$541.84	\$173.56	\$177.94
294-264-001-4	21834-1	46	1	4/3/1989	1,678	16	\$541.84	\$187.40	\$192.14
294-264-002-5	21834-1	47	1	4/3/1989	1,514	16	\$541.84	\$169.08	\$173.36
294-264-003-6	21834-1	48	1	4/3/1989	2,028	16	\$541.84	\$226.48	\$232.22
294-264-004-7	21834-1	49	1	4/10/1990	1,678	16	\$541.84	\$187.40	\$192.14
294-264-005-8	21834-3	22	1	5/12/1993	2,200	17	\$541.84	\$245.70	\$251.92
294-264-006-9	21834-3	23	1	5/12/1993	2,200	17	\$541.84	\$245.70	\$251.92
294-264-007-0	21834-3	24	1	5/12/1993	2,200	17	\$541.84	\$245.70	\$251.92
294-264-008-1	21834-3	25	1	5/12/1993	1,967	17	\$541.84	\$219.68	\$225.24
294-264-009-2	21834-3	26	1	5/12/1993	2,200	17	\$541.84	\$245.70	\$251.92
294-271-001-6	21834-2	37	1	5/16/1988	1,554	17	\$541.84	\$173.56	\$177.94
294-271-002-7	21834-2	38	1	5/16/1988	1,752	17	\$541.84	\$195.66	\$200.62
294-271-003-8	21834-2	39	1	5/16/1988	1,554	17	\$541.84	\$173.56	\$177.94
294-271-004-9	21834-2	40	1	5/16/1988	1,752	17	\$541.84	\$195.66	\$200.62
294-271-005-0	21834-2	41	1	5/16/1988	1,752	17	\$541.84	\$195.66	\$200.62
294-271-006-1	21834-2	42	1	5/16/1988	1,554	17	\$541.84	\$173.56	\$177.94
294-271-007-2	21834-2	43	1	5/16/1988	1,085	17	\$541.84	\$121.18	\$124.24
294-271-008-3	21834-2	44	1	5/16/1988	1,085	17	\$541.84	\$121.18	\$124.24
294-271-009-4	21834-2	45	1	5/16/1988	1,554	17	\$541.84	\$173.56	\$177.94
294-271-010-4	21834-2	46	1	5/16/1988	1,085	17	\$541.84	\$121.18	\$124.24
294-271-011-5	21834-2	47	1	5/16/1988	1,752	17	\$541.84	\$195.66	\$200.62
294-271-012-6	21834-2	48	1	5/16/1988	1,554	17	\$541.84	\$173.56	\$177.94
294-271-013-7	21834-2	49	1	5/16/1988	1,752	17	\$541.84	\$195.66	\$200.62
294-271-014-8	21834-2	50	1	5/16/1988	1,554	17	\$541.84	\$173.56	\$177.94
294-271-015-9	21834-2	51	1	5/16/1989	1,554	17	\$541.84	\$173.56	\$177.94
294-271-016-0	21834-2	52	1	5/16/1989	1,752	17	\$541.84	\$195.66	\$200.62
294-271-017-1	21834-2	53	1	5/16/1989	1,554	17	\$541.84	\$173.56	\$177.94
294-271-018-2	21834-2	54	1	5/16/1989	1,752	17	\$541.84	\$195.66	\$200.62

**Community Facilities District No. 2
Riverside Unified School District**

Fiscal Year 2011-2012 Special Tax Levy

<u>Assessor's Parcel Number</u>	<u>Tract</u>	<u>Lot</u>	<u>Number of Units</u>	<u>Permit Date</u>	<u>Building Sq. Ft.</u>	<u>Plan Area</u>	<u>FY 2011-12 Maximum Special Tax</u>	<u>FY 2011-12 Special Tax Levy</u>	<u>FY 2010-11 Special Tax Levy</u>
294-271-019-3	21834-2	55	1	5/16/1989	1,554	17	\$541.84	\$173.56	\$177.94
294-271-020-3	21834-2	56	1	5/16/1989	1,752	17	\$541.84	\$195.66	\$200.62
294-271-021-4	21834-2	57	1	5/16/1989	1,752	17	\$541.84	\$195.66	\$200.62
294-271-022-5	21834-2	58	1	5/16/1989	1,554	17	\$541.84	\$173.56	\$177.94
294-271-023-6	21834-2	59	1	5/16/1989	1,752	17	\$541.84	\$195.66	\$200.62
294-271-024-7	21834-2	60	1	5/16/1989	1,752	17	\$541.84	\$195.66	\$200.62
294-271-025-8	21834-2	61	1	5/16/1989	1,085	17	\$541.84	\$121.18	\$124.24
294-271-026-9	21834-3	86	1	6/29/1989	2,502	17	\$541.84	\$279.42	\$286.50
294-271-027-0	21834-3	87	1	6/29/1989	2,280	17	\$541.84	\$254.64	\$261.08
294-271-028-1	21834-3	88	1	6/29/1989	2,502	17	\$541.84	\$279.42	\$286.50
294-271-029-2	21834-3	89	1	6/29/1989	2,280	17	\$541.84	\$254.64	\$261.08
294-271-030-2	21834-3	90	1	6/29/1989	2,502	17	\$541.84	\$279.42	\$286.50
294-271-031-3	21834-3	91	1	6/29/1989	2,280	17	\$541.84	\$254.64	\$261.08
294-271-032-4	21834-3	92	1	6/29/1989	1,824	17	\$541.84	\$203.70	\$208.86
294-271-033-5	21834-3	93	1	6/29/1989	2,502	17	\$541.84	\$279.42	\$286.50
294-271-034-6	21834-3	94	1	6/29/1989	1,824	17	\$541.84	\$203.70	\$208.86
294-271-035-7	21834-3	95	1	6/29/1989	2,280	17	\$541.84	\$254.64	\$261.08
294-271-036-8	21834-2	96	1	6/29/1989	3,170	17	\$541.84	\$354.02	\$362.98
294-271-037-9	21834-3	97	1	6/29/1989	2,280	17	\$541.84	\$254.64	\$261.08
294-271-038-0	21834-3	98	1	6/29/1989	2,502	17	\$541.84	\$279.42	\$286.50
294-271-039-1	21834-3	99	1	6/29/1989	2,280	17	\$541.84	\$254.64	\$261.08
294-272-001-9	21834-2	62	1	5/16/1989	1,085	17	\$541.84	\$121.18	\$124.24
294-272-002-0	21834-2	63	1	5/16/1989	1,552	17	\$541.84	\$173.32	\$177.72
294-272-003-1	21834-2	64	1	5/16/1989	1,085	17	\$541.84	\$121.18	\$124.24
294-272-004-2	21834-2	65	1	5/16/1989	1,752	17	\$541.84	\$195.66	\$200.62
294-272-005-3	21834-2	66	1	5/16/1989	1,085	17	\$541.84	\$121.18	\$124.24
294-272-006-4	21834-2	67	1	5/16/1989	1,554	17	\$541.84	\$173.56	\$177.94
294-272-007-5	21834-2	68	1	5/16/1989	1,085	17	\$541.84	\$121.18	\$124.24
294-272-008-6	21834-2	69	1	5/16/1989	1,752	17	\$541.84	\$195.66	\$200.62
294-272-009-7	21834-2	70	1	5/16/1989	1,554	17	\$541.84	\$173.56	\$177.94
294-272-010-7	21834-2	71	1	5/16/1989	1,752	17	\$541.84	\$195.66	\$200.62
294-272-011-8	21834-2	72	1	5/16/1989	1,554	17	\$541.84	\$173.56	\$177.94
294-273-001-2	21834-2	73	1	5/16/1989	1,752	17	\$541.84	\$195.66	\$200.62
294-273-002-3	21834-2	74	1	5/16/1989	1,752	17	\$541.84	\$195.66	\$200.62
294-274-001-5	21834-2	75	1	5/16/1989	1,752	17	\$541.84	\$195.66	\$200.62
294-274-002-6	21834-2	76	1	5/16/1989	1,554	17	\$541.84	\$173.56	\$177.94
294-274-003-7	21834-2	77	1	5/16/1989	1,752	17	\$541.84	\$195.66	\$200.62
294-274-004-8	21834-2	78	1	5/16/1989	1,554	17	\$541.84	\$173.56	\$177.94
294-274-005-9	21834-2	79	1	5/16/1989	1,752	17	\$541.84	\$195.66	\$200.62
294-274-006-0	21834-2	80	1	5/16/1989	1,752	17	\$541.84	\$195.66	\$200.62
294-274-007-1	21834-2	81	1	5/16/1989	1,554	17	\$541.84	\$173.56	\$177.94
294-274-008-2	21834-2	82	1	5/16/1989	1,752	17	\$541.84	\$195.66	\$200.62
294-274-009-3	21834-2	83	1	5/16/1989	1,752	17	\$541.84	\$195.66	\$200.62
294-274-010-3	21834-2	84	1	5/16/1989	1,554	17	\$541.84	\$173.56	\$177.94
294-281-001-7	21834-5	1	1	3/23/1989	2,155	17	\$541.84	\$240.68	\$246.76
294-281-002-8	21834-5	2	1	3/23/1989	2,155	17	\$541.84	\$240.68	\$246.76
294-281-003-9	21834-5	3	1	3/23/1989	1,872	17	\$541.84	\$209.06	\$214.36
294-281-004-0	21834-5	4	1	3/23/1989	2,155	17	\$541.84	\$240.68	\$246.76
294-281-005-1	21834-5	5	1	3/23/1989	1,872	17	\$541.84	\$209.06	\$214.36

**Community Facilities District No. 2
Riverside Unified School District**

Fiscal Year 2011-2012 Special Tax Levy

<u>Assessor's Parcel Number</u>	<u>Tract</u>	<u>Lot</u>	<u>Number of Units</u>	<u>Permit Date</u>	<u>Building Sq. Ft.</u>	<u>Plan Area</u>	<u>FY 2011-12 Maximum Special Tax</u>	<u>FY 2011-12 Special Tax Levy</u>	<u>FY 2010-11 Special Tax Levy</u>
294-281-006-2	21834-5	6	1	3/23/1989	2,155	17	\$541.84	\$240.68	\$246.76
294-281-007-3	21834-5	7	1	3/23/1989	1,872	17	\$541.84	\$209.06	\$214.36
294-281-008-4	21834-5	8	1	3/23/1989	2,155	17	\$541.84	\$240.68	\$246.76
294-281-009-5	21834-5	9	1	3/23/1989	1,872	17	\$541.84	\$209.06	\$214.36
294-281-010-5	21834-5	10	1	3/23/1989	2,155	17	\$541.84	\$240.68	\$246.76
294-281-011-6	21834-5	11	1	3/23/1989	2,155	17	\$541.84	\$240.68	\$246.76
294-281-016-1	21834-5	14	1	3/23/1989	2,155	17	\$541.84	\$240.68	\$246.76
294-281-017-2	21834-5	15	1	11/10/1992	1,550	17	\$541.84	\$173.10	\$177.48
294-281-018-3	21834-5	16	1	12/11/1989	2,580	17	\$541.84	\$288.14	\$295.42
294-281-019-4	21834-5	12	1	3/23/1989	1,844	17	\$541.84	\$205.94	\$211.16
294-281-020-4	21834-5	13	1	3/23/1989	1,872	17	\$541.84	\$209.06	\$214.36
294-282-001-0	21834-5	17	1	9/7/1989	1,844	17	\$541.84	\$205.94	\$211.16
294-282-002-1	21834-5	18	1	9/7/1989	2,155	17	\$541.84	\$240.68	\$246.76
294-282-003-2	21834-5	19	1	9/7/1989	1,872	17	\$541.84	\$209.06	\$214.36
294-282-004-3	21834-5	20	1	9/7/1989	2,155	17	\$541.84	\$240.68	\$246.76
294-282-005-4	21834-5	21	1	9/7/1989	2,155	17	\$541.84	\$240.68	\$246.76
294-282-006-5	21834-5	22	1	9/7/1989	1,872	17	\$541.84	\$209.06	\$214.36
294-283-001-3	21834-5	50	1	3/23/1989	2,155	17	\$541.84	\$240.68	\$246.76
294-283-002-4	21834-5	51	1	3/23/1989	2,155	17	\$541.84	\$240.68	\$246.76
294-283-003-5	21834-5	52	1	3/23/1989	1,872	17	\$541.84	\$209.06	\$214.36
294-283-004-6	21834-5	53	1	3/23/1989	1,872	17	\$541.84	\$209.06	\$214.36
294-283-005-7	21834-5	54	1	3/23/1989	2,155	17	\$541.84	\$240.68	\$246.76
294-283-006-8	21834-5	55	1	3/23/1989	2,155	17	\$541.84	\$240.68	\$246.76
294-283-007-9	21834-5	56	1	3/23/1989	1,872	17	\$541.84	\$209.06	\$214.36
294-283-008-0	21834-5	57	1	3/23/1989	2,155	17	\$541.84	\$240.68	\$246.76
294-283-009-1	21834-5	58	1	3/23/1989	1,844	17	\$541.84	\$205.94	\$211.16
294-283-010-1	21834-5	59	1	3/23/1989	1,872	17	\$541.84	\$209.06	\$214.36
294-284-007-2	21834-5	63	1	9/7/1989	1,844	17	\$541.84	\$205.94	\$211.16
294-284-008-3	21834-5	64	1	3/23/1989	2,155	17	\$541.84	\$240.68	\$246.76
294-284-009-4	21834-5	65	1	3/23/1989	1,844	17	\$541.84	\$205.94	\$211.16
294-284-010-4	21834-5	66	1	3/23/1989	2,155	17	\$541.84	\$240.68	\$246.76
294-284-011-5	21834-5	67	1	3/23/1989	1,844	17	\$541.84	\$205.94	\$211.16
294-284-012-6	21834-5	68	1	3/23/1989	2,155	17	\$541.84	\$240.68	\$246.76
294-284-013-7	21834-5	69	1	3/23/1989	1,844	17	\$541.84	\$205.94	\$211.16
294-284-014-8	21834-5	70	1	3/23/1989	2,155	17	\$541.84	\$240.68	\$246.76
294-284-015-9	21834-5	71	1	9/7/1989	1,844	17	\$541.84	\$205.94	\$211.16
294-284-016-0	21834-5	72	1	9/7/1989	2,155	17	\$541.84	\$240.68	\$246.76
294-284-017-1	21834-5	73	1	9/7/1989	2,155	17	\$541.84	\$240.68	\$246.76
294-284-018-2	21834-5	74	1	9/7/1989	1,844	17	\$541.84	\$205.94	\$211.16
294-284-019-3	21834-5	83	1	9/7/1989	1,872	17	\$541.84	\$209.06	\$214.36
294-284-020-3	21834-5	84	1	9/7/1989	1,844	17	\$541.84	\$205.94	\$211.16
294-284-021-4	21834-5	85	1	9/7/1989	2,155	17	\$541.84	\$240.68	\$246.76
294-284-022-5	21834-5	86	1	9/7/1989	2,155	17	\$541.84	\$240.68	\$246.76
294-284-023-6	21834-5	87	1	3/23/1989	1,872	17	\$541.84	\$209.06	\$214.36
294-284-024-7	21834-5	88	1	3/23/1989	2,155	17	\$541.84	\$240.68	\$246.76
294-284-025-8	21834-5	89	1	3/23/1989	2,155	17	\$541.84	\$240.68	\$246.76
294-284-026-9	21834-5	90	1	3/23/1989	1,844	17	\$541.84	\$205.94	\$211.16
294-284-027-0	21834-5	91	1	3/23/1989	2,155	17	\$541.84	\$240.68	\$246.76
294-284-028-1	21834-5	92	1	3/23/1989	1,844	17	\$541.84	\$205.94	\$211.16

**Community Facilities District No. 2
Riverside Unified School District**

Fiscal Year 2011-2012 Special Tax Levy

<u>Assessor's Parcel Number</u>	<u>Tract</u>	<u>Lot</u>	<u>Number of Units</u>	<u>Permit Date</u>	<u>Building Sq. Ft.</u>	<u>Plan Area</u>	<u>FY 2011-12 Maximum Special Tax</u>	<u>FY 2011-12 Special Tax Levy</u>	<u>FY 2010-11 Special Tax Levy</u>
294-284-029-2	21834-5	93	1	3/23/1989	2,155	17	\$541.84	\$240.68	\$246.76
294-284-030-2	21834-5	94	1	3/23/1989	1,844	17	\$541.84	\$205.94	\$211.16
294-284-031-3	21834-5	60	1	3/23/1989	1,844	17	\$541.84	\$205.94	\$211.16
294-284-032-4	21834-5	61	1	3/23/1989	1,872	17	\$541.84	\$209.06	\$214.36
294-284-033-5	21834-5	62	1	3/23/1989	2,155	17	\$541.84	\$240.68	\$246.76
294-285-001-9	21834-5	95	1	3/23/1989	1,844	17	\$541.84	\$205.94	\$211.16
294-285-002-0	21834-5	96	1	3/23/1989	1,872	17	\$541.84	\$209.06	\$214.36
294-285-003-1	21834-5	97	1	3/23/1989	1,255	17	\$541.84	\$140.16	\$143.70
294-285-004-2	21834-5	98	1	3/23/1989	1,844	17	\$541.84	\$205.94	\$211.16
294-285-005-3	21834-5	99	1	3/23/1989	2,155	17	\$541.84	\$240.68	\$246.76
294-285-006-4	21834-5	100	1	9/7/1989	1,844	17	\$541.84	\$205.94	\$211.16
294-285-007-5	21834-5	108	1	5/12/1989	2,155	17	\$541.84	\$240.68	\$246.76
294-291-001-8	21834	1	1	1/15/1990	2,447	17	\$541.84	\$273.28	\$280.20
294-291-002-9	21834	2	1	1/15/1990	1,931	17	\$541.84	\$215.66	\$221.12
294-291-003-0	21834	3	1	1/15/1990	2,447	17	\$541.84	\$273.28	\$280.20
294-291-004-1	21834	4	1	1/15/1990	2,116	17	\$541.84	\$236.32	\$242.30
294-291-005-2	21834	5	1	1/15/1990	2,447	17	\$541.84	\$273.28	\$280.20
294-291-006-3	21834	6	1	1/15/1990	2,447	17	\$541.84	\$273.28	\$280.20
294-291-007-4	21834	7	1	1/15/1990	2,116	17	\$541.84	\$236.32	\$242.30
294-291-008-5	21834	8	1	1/15/1990	2,447	17	\$541.84	\$273.28	\$280.20
294-291-009-6	21834	9	1	1/15/1990	2,116	17	\$541.84	\$236.32	\$242.30
294-291-010-6	21834	10	1	1/15/1990	2,116	17	\$541.84	\$236.32	\$242.30
294-291-011-7	21834	11	1	1/15/1990	2,447	17	\$541.84	\$273.28	\$280.20
294-291-012-8	21834	12	1	1/15/1990	2,116	17	\$541.84	\$236.32	\$242.30
294-291-013-9	21834	13	1	1/15/1990	2,447	17	\$541.84	\$273.28	\$280.20
294-291-014-0	21834	14	1	6/28/1991	1,931	17	\$541.84	\$215.66	\$221.12
294-291-015-1	21834	15	1	6/28/1991	2,116	17	\$541.84	\$236.32	\$242.30
294-291-016-2	21834	16	1	6/28/1991	2,447	17	\$541.84	\$273.28	\$280.20
294-291-017-3	21834	17	1	6/28/1991	2,447	17	\$541.84	\$273.28	\$280.20
294-291-018-4	21834	18	1	6/28/1991	2,116	17	\$541.84	\$236.32	\$242.30
294-291-019-5	21834	19	1	6/28/1991	2,447	17	\$541.84	\$273.28	\$280.20
294-291-020-5	21834	20	1	6/28/1991	2,447	17	\$541.84	\$273.28	\$280.20
294-291-021-6	21834	21	1	6/28/1991	2,116	17	\$541.84	\$236.32	\$242.30
294-291-022-7	21834	22	1	6/28/1991	2,116	17	\$541.84	\$236.32	\$242.30
294-291-023-8	21834	23	1	6/28/1991	2,447	17	\$541.84	\$273.28	\$280.20
294-291-024-9	21834	24	1	1/15/1990	1,931	17	\$541.84	\$215.66	\$221.12
294-291-025-0	21834	25	1	1/15/1990	2,447	17	\$541.84	\$273.28	\$280.20
294-291-026-1	21834	26	1	1/15/1990	2,116	17	\$541.84	\$236.32	\$242.30
294-291-027-2	21834	27	1	1/15/1990	2,447	17	\$541.84	\$273.28	\$280.20
294-291-028-3	21834	28	1	1/15/1990	2,116	17	\$541.84	\$236.32	\$242.30
294-292-001-1	21834	29	1	1/15/1990	2,447	17	\$541.84	\$273.28	\$280.20
294-292-002-2	21834	30	1	1/15/1990	2,116	17	\$541.84	\$236.32	\$242.30
294-292-003-3	21834	31	1	1/15/1990	1,931	17	\$541.84	\$215.66	\$221.12
294-292-004-4	21834	32	1	1/15/1990	2,447	17	\$541.84	\$273.28	\$280.20
294-292-005-5	21834	33	1	1/15/1990	2,116	17	\$541.84	\$236.32	\$242.30
294-292-006-6	21834	34	1	1/15/1990	2,447	17	\$541.84	\$273.28	\$280.20
294-292-007-7	21834	35	1	1/15/1990	2,116	17	\$541.84	\$236.32	\$242.30
294-292-008-8	21834	36	1	1/15/1990	2,447	17	\$541.84	\$273.28	\$280.20
294-292-009-9	21834	37	1	1/15/1990	2,447	17	\$541.84	\$273.28	\$280.20

**Community Facilities District No. 2
Riverside Unified School District**

Fiscal Year 2011-2012 Special Tax Levy

<u>Assessor's Parcel Number</u>	<u>Tract</u>	<u>Lot</u>	<u>Number of Units</u>	<u>Permit Date</u>	<u>Building Sq. Ft.</u>	<u>Plan Area</u>	<u>FY 2011-12 Maximum Special Tax</u>	<u>FY 2011-12 Special Tax Levy</u>	<u>FY 2010-11 Special Tax Levy</u>
294-292-010-9	21834	38	1	6/28/1991	2,116	17	\$541.84	\$236.32	\$242.30
294-292-011-0	21834	39	1	6/28/1991	1,932	17	\$541.84	\$215.76	\$221.22
294-293-001-4	21834	40	1	6/28/1991	2,116	17	\$541.84	\$236.32	\$242.30
294-293-002-5	21834	41	1	6/28/1991	1,931	17	\$541.84	\$215.66	\$221.12
294-293-003-6	21834	42	1	6/28/1991	2,447	17	\$541.84	\$273.28	\$280.20
294-293-004-7	21834	43	1	6/28/1991	2,447	17	\$541.84	\$273.28	\$280.20
294-293-005-8	21834	44	1	6/28/1991	2,116	17	\$541.84	\$236.32	\$242.30
294-293-006-9	21834	45	1	6/28/1991	2,447	17	\$541.84	\$273.28	\$280.20
294-293-007-0	21834	46	1	6/28/1991	2,447	17	\$541.84	\$273.28	\$280.20
294-293-008-1	21834	47	1	7/18/1989	1,931	17	\$541.84	\$215.66	\$221.12
294-293-009-2	21834	48	1	7/18/1989	2,116	17	\$541.84	\$236.32	\$242.30
294-293-010-2	21834	49	1	7/18/1989	2,447	17	\$541.84	\$273.28	\$280.20
294-301-001-8	21834	50	1	6/28/1991	2,116	17	\$541.84	\$236.32	\$242.30
294-301-002-9	21834	51	1	1/8/1990	1,931	17	\$541.84	\$215.66	\$221.12
294-301-003-0	21834	52	1	1/8/1990	2,447	17	\$541.84	\$273.28	\$280.20
294-301-004-1	21834	53	1	1/8/1990	2,447	17	\$541.84	\$273.28	\$280.20
294-301-005-2	21834	54	1	1/8/1990	2,447	17	\$541.84	\$273.28	\$280.20
294-301-006-3	21834	55	1	1/8/1990	2,116	17	\$541.84	\$236.32	\$242.30
294-301-007-4	21834	56	1	1/8/1990	2,447	17	\$541.84	\$273.28	\$280.20
294-301-008-5	21834	57	1	1/8/1990	1,931	17	\$541.84	\$215.66	\$221.12
294-301-009-6	21834	58	1	1/8/1990	2,447	17	\$541.84	\$273.28	\$280.20
294-301-010-6	21834	59	1	1/8/1990	2,447	17	\$541.84	\$273.28	\$280.20
294-301-011-7	21834	60	1	1/8/1990	2,116	17	\$541.84	\$236.32	\$242.30
294-302-001-1	21834	62	1	7/18/1989	2,116	17	\$541.84	\$236.32	\$242.30
294-302-002-2	21834	63	1	7/18/1989	2,447	17	\$541.84	\$273.28	\$280.20
294-302-003-3	21834	64	1	7/18/1989	1,931	17	\$541.84	\$215.66	\$221.12
294-302-004-4	21834	65	1	7/18/1989	2,116	17	\$541.84	\$236.32	\$242.30
294-302-005-5	21834	66	1	7/18/1989	2,447	17	\$541.84	\$273.28	\$280.20
294-302-006-6	21834	67	1	7/18/1989	2,447	17	\$541.84	\$273.28	\$280.20
294-302-007-7	21834	68	1	7/18/1989	2,447	17	\$541.84	\$273.28	\$280.20
294-302-008-8	21834	69	1	7/18/1989	1,931	17	\$541.84	\$215.66	\$221.12
294-302-009-9	21834	70	1	7/18/1989	2,447	17	\$541.84	\$273.28	\$280.20
294-302-010-9	21834	71	1	7/18/1989	2,116	17	\$541.84	\$236.32	\$242.30
294-302-011-0	21834	72	1	7/18/1989	2,447	17	\$541.84	\$273.28	\$280.20
294-302-012-1	21834	73	1	7/18/1989	2,447	17	\$541.84	\$273.28	\$280.20
294-302-013-2	21834	74	1	7/18/1989	1,931	17	\$541.84	\$215.66	\$221.12
294-302-014-3	21834	75	1	7/18/1989	2,447	17	\$541.84	\$273.28	\$280.20
294-302-015-4	21834	76	1	7/18/1989	2,116	17	\$541.84	\$236.32	\$242.30
294-302-016-5	21834	77	1	7/18/1989	2,116	17	\$541.84	\$236.32	\$242.30
294-302-017-6	21834	78	1	7/18/1989	2,447	17	\$541.84	\$273.28	\$280.20
294-302-018-7	21834	79	1	7/18/1989	1,931	17	\$541.84	\$215.66	\$221.12
294-302-019-8	21834	80	1	7/18/1989	2,116	17	\$541.84	\$236.32	\$242.30
294-302-020-8	21834	81	1	7/18/1989	2,447	17	\$541.84	\$273.28	\$280.20
294-303-001-4	21834	82	1	7/18/1989	2,447	17	\$541.84	\$273.28	\$280.20
294-303-002-5	21834	83	1	7/18/1989	2,116	17	\$541.84	\$236.32	\$242.30
294-303-003-6	21834	84	1	7/18/1989	2,447	17	\$541.84	\$273.28	\$280.20
294-303-004-7	21834	85	1	7/18/1989	2,447	17	\$541.84	\$273.28	\$280.20
294-303-005-8	21834	86	1	7/18/1989	2,116	17	\$541.84	\$236.32	\$242.30
294-303-006-9	21834	87	1	1/15/1990	1,931	17	\$541.84	\$215.66	\$221.12

**Community Facilities District No. 2
Riverside Unified School District**

Fiscal Year 2011-2012 Special Tax Levy

<u>Assessor's Parcel Number</u>	<u>Tract</u>	<u>Lot</u>	<u>Number of Units</u>	<u>Permit Date</u>	<u>Building Sq. Ft.</u>	<u>Plan Area</u>	<u>FY 2011-12 Maximum Special Tax</u>	<u>FY 2011-12 Special Tax Levy</u>	<u>FY 2010-11 Special Tax Levy</u>
294-303-007-0	21834	88	1	1/15/1990	2,447	17	\$541.84	\$273.28	\$280.20
294-303-008-1	21834	89	1	1/15/1990	2,116	17	\$541.84	\$236.32	\$242.30
294-303-009-2	21834	90	1	6/28/1991	2,447	17	\$541.84	\$273.28	\$280.20
294-303-010-2	21834	91	1	1/15/1990	2,447	17	\$541.84	\$273.28	\$280.20
294-303-011-3	21834	92	1	6/28/1991	2,116	17	\$541.84	\$236.32	\$242.30
294-303-012-4	21834	92	1	6/28/1991	2,447	17	\$541.84	\$273.28	\$280.20
294-303-013-5	21834	94	1	6/28/1991	2,116	17	\$541.84	\$236.32	\$242.30
294-303-014-6	21834	95	1	6/28/1990	2,447	17	\$541.84	\$273.28	\$280.20
294-303-015-7	21834	96	1	1/8/1990	2,116	17	\$541.84	\$236.32	\$242.30
294-303-016-8	21834	97	1	1/8/1990	2,447	17	\$541.84	\$273.28	\$280.20
294-303-017-9	21834	98	1	1/8/1990	1,931	17	\$541.84	\$215.66	\$221.12
294-303-018-0	21834	99	1	1/8/1990	2,447	17	\$541.84	\$273.28	\$280.20
294-303-019-1	21834	100	1	1/8/1990	2,441	17	\$541.84	\$272.62	\$279.50
294-303-020-1	21834	101	1	1/8/1990	2,116	17	\$541.84	\$236.32	\$242.30
294-303-021-2	21834	102	1	1/8/1990	2,447	17	\$541.84	\$273.28	\$280.20
294-303-022-3	21834	103	1	7/18/1989	2,447	17	\$541.84	\$273.28	\$280.20
294-303-023-4	21834	104	1	7/18/1989	2,116	17	\$541.84	\$236.32	\$242.30
294-303-024-5	21834	105	1	7/18/1989	1,931	17	\$541.84	\$215.66	\$221.12
294-303-025-6	21834	106	1	7/18/1989	2,447	17	\$541.84	\$273.28	\$280.20
294-303-026-7	21834	107	1	7/18/1989	2,447	17	\$541.84	\$273.28	\$280.20
294-303-027-8	21834	108	1	7/18/1989	2,116	17	\$541.84	\$236.32	\$242.30
294-303-028-9	21834	109	1	7/18/1989	2,447	17	\$541.84	\$273.28	\$280.20
294-303-029-0	21834	110	1	7/18/1989	2,116	17	\$541.84	\$236.32	\$242.30
294-303-030-0	21834	111	1	7/18/1989	2,447	17	\$541.84	\$273.28	\$280.20
294-303-031-1	21834	112	1	7/18/1989	1,931	17	\$541.84	\$215.66	\$221.12
294-303-032-2	21834	113	1	7/18/1989	2,116	17	\$541.84	\$236.32	\$242.30
294-311-001-9	21834-3	12	1	6/29/1989	2,280	17	\$541.84	\$254.64	\$261.08
294-311-002-0	21834-3	13	1	6/29/1989	2,502	17	\$541.84	\$279.42	\$286.50
294-311-003-1	21834-3	14	1	6/29/1989	2,280	17	\$541.84	\$254.64	\$261.08
294-311-004-2	21834-3	15	1	6/29/1989	2,502	17	\$541.84	\$279.42	\$286.50
294-311-005-3	21834-3	16	1	6/29/1989	1,824	17	\$541.84	\$203.70	\$208.86
294-311-006-4	21834-3	17	1	10/6/1989	2,280	17	\$541.84	\$254.64	\$261.08
294-311-007-5	21834-3	18	1	6/29/1989	2,502	17	\$541.84	\$279.42	\$286.50
294-311-008-6	21834-3	19	1	5/12/1993	2,200	17	\$541.84	\$245.70	\$251.92
294-311-009-7	21834-3	20	1	5/12/1993	1,967	17	\$541.84	\$219.68	\$225.24
294-311-010-7	21834-3	21	1	5/12/1993	2,200	17	\$541.84	\$245.70	\$251.92
294-312-001-2	21834-3	27	1	5/12/1990	2,200	17	\$541.84	\$245.70	\$251.92
294-312-002-3	21834-3	28	1	5/12/1993	1,967	17	\$541.84	\$219.68	\$225.24
294-312-003-4	21834-3	29	1	5/12/1993	1,967	17	\$541.84	\$219.68	\$225.24
294-312-004-5	21834-3	30	1	5/12/1993	2,200	17	\$541.84	\$245.70	\$251.92
294-312-005-6	21834-3	31	1	5/12/1993	2,200	17	\$541.84	\$245.70	\$251.92
294-313-021-3	21834-3	42	1	12/4/1992	2,200	17	\$541.84	\$245.70	\$251.92
294-313-022-4	21834-3	43	1	10/21/1992	1,967	17	\$541.84	\$219.68	\$225.24
294-313-023-5	21834-3	44	1	10/21/1992	1,967	17	\$541.84	\$219.68	\$225.24
294-313-024-6	21834-3	45	1	10/21/1992	2,200	17	\$541.84	\$245.70	\$251.92
294-313-025-7	21834-3	46	1	10/21/1992	2,200	17	\$541.84	\$245.70	\$251.92
294-313-026-8	21834-3	47	1	10/21/1992	2,200	17	\$541.84	\$245.70	\$251.92
294-313-029-1	21834-3	49	1	10/21/1992	2,200	17	\$541.84	\$245.70	\$251.92
294-313-030-1	21834-3	50	1	10/21/1992	1,967	17	\$541.84	\$219.68	\$225.24

**Community Facilities District No. 2
Riverside Unified School District**

Fiscal Year 2011-2012 Special Tax Levy

<u>Assessor's Parcel Number</u>	<u>Tract</u>	<u>Lot</u>	<u>Number of Units</u>	<u>Permit Date</u>	<u>Building Sq. Ft.</u>	<u>Plan Area</u>	<u>FY 2011-12 Maximum Special Tax</u>	<u>FY 2011-12 Special Tax Levy</u>	<u>FY 2010-11 Special Tax Levy</u>
294-313-031-2	21834-3	51	1	10/21/1992	2,200	17	\$541.84	\$245.70	\$251.92
294-313-032-3	21834-3	52	1	10/21/1992	1,967	17	\$541.84	\$219.68	\$225.24
294-313-033-4	21834-3	40	1	12/18/1992	2,200	17	\$541.84	\$245.70	\$251.92
294-313-034-5	21834-3	39	1	12/18/1992	2,200	17	\$541.84	\$245.70	\$251.92
294-313-035-6	21834-3	41	1	12/4/1992	1,967	17	\$541.84	\$219.68	\$225.24
294-313-036-7	21834-3	38	1	12/18/1992	1,967	17	\$541.84	\$219.68	\$225.24
294-313-037-8	21834-3	33	1	12/18/1992	1,967	17	\$541.84	\$219.68	\$225.24
294-313-038-9	21834-3	32	1	12/18/1992	2,200	17	\$541.84	\$245.70	\$251.92
294-313-039-0	21834-3	36	1	12/18/1992	1,967	17	\$541.84	\$219.68	\$225.24
294-313-040-0	21834-3	34	1	12/18/1992	1,967	17	\$541.84	\$219.68	\$225.24
294-313-041-1	21834-3	35	1	12/18/1992	2,200	17	\$541.84	\$245.70	\$251.92
294-313-042-2	21834-3	37	1	12/18/1992	2,200	17	\$541.84	\$245.70	\$251.92
294-313-043-3	21834-3	48	1	12/18/1992	1,967	17	\$541.84	\$219.68	\$225.24
294-314-001-8	21834-3	53	1	12/4/1992	1,967	17	\$541.84	\$219.68	\$225.24
294-314-002-9	21834-3	54	1	12/4/1992	2,200	17	\$541.84	\$245.70	\$251.92
294-314-003-0	21834-3	55	1	12/4/1992	2,200	17	\$541.84	\$245.70	\$251.92
294-314-004-1	21834-3	56	1	12/4/1992	1,967	17	\$541.84	\$219.68	\$225.24
294-314-005-2	21834-3	57	1	12/4/1992	1,967	17	\$541.84	\$219.68	\$225.24
294-314-006-3	21834-3	58	1	12/18/1992	2,200	17	\$541.84	\$245.70	\$251.92
294-314-007-4	21834-3	59	1	12/18/1992	1,967	17	\$541.84	\$219.68	\$225.24
294-314-008-5	21834-3	60	1	12/18/1992	2,200	17	\$541.84	\$245.70	\$251.92
294-314-009-6	21834-3	61	1	12/18/1992	2,200	17	\$541.84	\$245.70	\$251.92
294-314-010-6	21834-3	62	1	12/18/1992	1,967	17	\$541.84	\$219.68	\$225.24
294-314-011-7	21834-3	63	1	12/18/1992	2,200	17	\$541.84	\$245.70	\$251.92
294-314-012-8	21834-3	64	1	12/18/1992	2,200	17	\$541.84	\$245.70	\$251.92
294-314-013-9	21834-3	65	1	12/18/1992	1,967	17	\$541.84	\$219.68	\$225.24
294-314-014-0	21834-3	66	1	12/18/1992	1,967	17	\$541.84	\$219.68	\$225.24
294-314-015-1	21834-3	67	1	6/29/1989	2,280	17	\$541.84	\$254.64	\$261.08
294-314-016-2	21834-3	68	1	7/31/1990	1,824	17	\$541.84	\$203.70	\$208.86
294-314-017-3	21834-3	69	1	7/31/1990	2,280	17	\$541.84	\$254.64	\$261.08
294-314-018-4	21834-3	70	1	7/31/1990	2,502	17	\$541.84	\$279.42	\$286.50
294-314-019-5	21834-3	71	1	7/31/1990	2,280	17	\$541.84	\$254.64	\$261.08
294-314-020-5	21834-3	72	1	7/31/1990	2,502	17	\$541.84	\$279.42	\$286.50
294-314-021-6	21834-3	73	1	9/14/1992	1,967	17	\$541.84	\$219.68	\$225.24
294-314-022-7	21834-3	74	1	9/14/1992	2,200	17	\$541.84	\$245.70	\$251.92
294-314-023-8	21834-3	75	1	9/14/1992	2,200	17	\$541.84	\$245.70	\$251.92
294-314-024-9	21834-3	76	1	9/14/1992	1,967	17	\$541.84	\$219.68	\$225.24
294-314-025-0	21834-3	77	1	9/14/1992	2,200	17	\$541.84	\$245.70	\$251.92
294-314-026-1	21834-3	78	1	9/14/1992	1,967	17	\$541.84	\$219.68	\$225.24
294-314-027-2	21834-3	79	1	9/14/1992	2,200	17	\$541.84	\$245.70	\$251.92
294-314-028-3	21834-3	80	1	9/14/1992	2,200	17	\$541.84	\$245.70	\$251.92
294-315-001-1	21834-3	81	1	9/14/1992	2,200	17	\$541.84	\$245.70	\$251.92
294-315-002-2	21834-3	82	1	9/14/1992	1,967	17	\$541.84	\$219.68	\$225.24
294-315-003-3	21834-3	83	1	9/14/1992	2,200	17	\$541.84	\$245.70	\$251.92
294-315-004-4	21834-3	84	1	9/14/1992	1,967	17	\$541.84	\$219.68	\$225.24
294-315-005-5	21834-3	85	1	9/15/1992	2,200	17	\$541.84	\$245.70	\$251.92
294-321-007-6	22275-2	59	1	8/21/1991	1,490	15	\$541.84	\$166.40	\$170.62
294-321-008-7	22275-2	60	1	8/21/1991	2,086	15	\$541.84	\$232.96	\$238.86
294-321-009-8	22275-2	61	1	8/21/1991	1,824	15	\$541.84	\$203.70	\$208.86

**Community Facilities District No. 2
Riverside Unified School District**

Fiscal Year 2011-2012 Special Tax Levy

<u>Assessor's Parcel Number</u>	<u>Tract</u>	<u>Lot</u>	<u>Number of Units</u>	<u>Permit Date</u>	<u>Building Sq. Ft.</u>	<u>Plan Area</u>	<u>FY 2011-12 Maximum Special Tax</u>	<u>FY 2011-12 Special Tax Levy</u>	<u>FY 2010-11 Special Tax Levy</u>
294-321-010-8	22275-2	62	1	2/5/1992	2,086	15	\$541.84	\$232.96	\$238.86
294-321-011-9	22275-2	63	1	2/5/1992	1,490	15	\$541.84	\$166.40	\$170.62
294-321-012-0	22275-3	12	1	10/20/1992	2,738	15	\$541.84	\$305.78	\$313.52
294-321-013-1	22275-3	13	1	10/20/1992	2,738	15	\$541.84	\$305.78	\$313.52
294-321-014-2	22275-3	14	1	10/20/1992	2,738	15	\$541.84	\$305.78	\$313.52
294-321-015-3	22275-3	15	1	10/20/1992	2,113	15	\$541.84	\$235.98	\$241.96
294-321-016-4	22275-3	16	1	10/20/1992	2,113	15	\$541.84	\$235.98	\$241.96
294-321-017-5	22275-3	17	1	10/20/1992	2,532	15	\$541.84	\$282.78	\$289.92
294-321-018-6	22275-3	18	1	10/20/1992	2,113	15	\$541.84	\$235.98	\$241.96
294-321-019-7	22275-3	19	1	6/5/1992	2,532	15	\$541.84	\$282.78	\$289.92
294-321-020-7	22275-3	20	1	6/5/1992	2,738	15	\$541.84	\$305.78	\$313.52
294-322-001-3	22275-2	64	1	2/5/1992	1,490	15	\$541.84	\$166.40	\$170.62
294-322-002-4	22275-2	65	1	2/5/1992	2,086	15	\$541.84	\$232.96	\$238.86
294-322-003-5	22275-2	66	1	2/5/1992	2,086	15	\$541.84	\$232.96	\$238.86
294-322-004-6	22275-2	67	1	8/21/1991	1,824	15	\$541.84	\$203.70	\$208.86
294-322-005-7	22275-2	68	1	8/21/1991	2,086	15	\$541.84	\$232.96	\$238.86
294-322-006-8	22275-2	69	1	8/21/1991	2,086	15	\$541.84	\$232.96	\$238.86
294-322-007-9	22275-2	70	1	8/21/1991	2,086	15	\$541.84	\$232.96	\$238.86
294-322-008-0	22275-2	71	1	8/21/1991	2,086	15	\$541.84	\$232.96	\$238.86
294-322-009-1	22275-2	72	1	8/21/1991	1,490	15	\$541.84	\$166.40	\$170.62
294-322-010-1	22275-2	73	1	8/21/1991	2,086	15	\$541.84	\$232.96	\$238.86
294-322-011-2	22275-2	74	1	10/30/1991	1,824	15	\$541.84	\$203.70	\$208.86
294-322-012-3	22275-2	75	1	10/30/1991	2,086	15	\$541.84	\$232.96	\$238.86
294-322-013-4	22275-2	76	1	10/30/1991	2,086	15	\$541.84	\$232.96	\$238.86
294-322-014-5	22275-2	77	1	10/30/1991	1,490	15	\$541.84	\$166.40	\$170.62
294-322-015-6	22275-2	78	1	10/30/1991	2,086	15	\$541.84	\$232.96	\$238.86
294-322-016-7	22275-2	79	1	10/30/1991	1,824	15	\$541.84	\$203.70	\$208.86
294-322-017-8	22275-2	84	1	2/20/1992	2,086	15	\$541.84	\$232.96	\$238.86
294-322-018-9	22275-2	85	1	2/20/1992	1,824	15	\$541.84	\$203.70	\$208.86
294-322-019-0	22275-2	86	1	2/20/1992	2,086	15	\$541.84	\$232.96	\$238.86
294-322-020-0	22275-2	87	1	2/20/1992	2,086	15	\$541.84	\$232.96	\$238.86
294-322-021-1	22275-2	88	1	2/20/1992	1,824	15	\$541.84	\$203.70	\$208.86
294-322-022-2	22275-2	89	1	4/24/1992	2,086	15	\$541.84	\$232.96	\$238.86
294-322-023-3	22275-2	90	1	4/24/1992	1,824	15	\$541.84	\$203.70	\$208.86
294-322-024-4	22275-2	91	1	4/24/1992	2,086	15	\$541.84	\$232.96	\$238.86
294-322-025-5	22275-2	92	1	4/24/1992	2,086	15	\$541.84	\$232.96	\$238.86
294-322-026-6	22275-2	93	1	4/27/1992	1,490	15	\$541.84	\$166.40	\$170.62
294-322-027-7	22275-2	94	1	4/27/1992	2,086	15	\$541.84	\$232.96	\$238.86
294-322-028-8	22275-2	95	1	4/27/1992	1,824	15	\$541.84	\$203.70	\$208.86
294-322-029-9	22275-2	96	1	4/27/1992	2,086	15	\$541.84	\$232.96	\$238.86
294-322-030-9	22275-2	97	1	4/27/1992	1,490	15	\$541.84	\$166.40	\$170.62
294-322-031-0	22275-2	98	1	4/27/1992	2,086	15	\$541.84	\$232.96	\$238.86
294-322-032-1	22275-2	99	1	4/27/1992	2,086	15	\$541.84	\$232.96	\$238.86
294-322-033-2	22275-2	100	1	4/27/1992	1,490	15	\$541.84	\$166.40	\$170.62
294-323-001-6	22275-2	53	1	10/30/1991	1,490	15	\$541.84	\$166.40	\$170.62
294-323-002-7	22275-2	54	1	10/29/1991	1,824	15	\$541.84	\$203.70	\$208.86
294-323-003-8	22275-2	55	1	10/29/1991	1,490	15	\$541.84	\$166.40	\$170.62
294-323-004-9	22275-2	56	1	10/29/1991	2,086	15	\$541.84	\$232.96	\$238.86
294-323-005-0	22275-2	57	1	10/29/1991	1,824	15	\$541.84	\$203.70	\$208.86

**Community Facilities District No. 2
Riverside Unified School District**

Fiscal Year 2011-2012 Special Tax Levy

<u>Assessor's Parcel Number</u>	<u>Tract</u>	<u>Lot</u>	<u>Number of Units</u>	<u>Permit Date</u>	<u>Building Sq. Ft.</u>	<u>Plan Area</u>	<u>FY 2011-12 Maximum Special Tax</u>	<u>FY 2011-12 Special Tax Levy</u>	<u>FY 2010-11 Special Tax Levy</u>
294-323-006-1	22275-2	58	1	10/29/1991	2,086	15	\$541.84	\$232.96	\$238.86
294-323-007-2	22275-3	23	1	10/20/1992	2,738	15	\$541.84	\$305.78	\$313.52
294-323-008-3	22275-3	24	1	10/20/1992	2,113	15	\$541.84	\$235.98	\$241.96
294-323-009-4	22275-3	25	1	10/20/1992	2,113	15	\$541.84	\$235.98	\$241.96
294-323-010-4	22275-3	26	1	10/20/1992	2,113	15	\$541.84	\$235.98	\$241.96
294-323-011-5	22275-3	27	1	10/20/1992	2,738	15	\$541.84	\$305.78	\$313.52
294-323-012-6	22275-3	28	1	10/20/1992	2,738	15	\$541.84	\$305.78	\$313.52
294-323-013-7	22275-3	29	1	10/20/1992	2,532	15	\$541.84	\$282.78	\$289.92
294-323-014-8	22275-3	30	1	10/20/1992	2,738	15	\$541.84	\$305.78	\$313.52
294-323-015-9	22275-3	31	1	10/20/1992	2,532	15	\$541.84	\$282.78	\$289.92
294-323-016-0	22275-3	32	1	10/20/1992	2,532	15	\$541.84	\$282.78	\$289.92
294-323-017-1	22275-3	33	1	10/20/1992	2,113	15	\$541.84	\$235.98	\$241.96
294-323-018-2	22275-3	34	1	10/20/1992	2,532	15	\$541.84	\$282.78	\$289.92
294-323-019-3	22275-3	35	1	10/20/1992	2,738	15	\$541.84	\$305.78	\$313.52
294-323-020-3	22275-3	36	1	10/20/1992	2,738	15	\$541.84	\$305.78	\$313.52
294-324-001-9	22275-3	87	1	10/20/1992	2,113	15	\$541.84	\$235.98	\$241.96
294-324-002-0	22275-3	86	1	10/20/1992	2,532	15	\$541.84	\$282.78	\$289.92
294-324-003-1	22275-3	85	1	10/20/1992	2,738	15	\$541.84	\$305.78	\$313.52
294-324-004-2	22275-3	84	1	10/20/1992	2,738	15	\$541.84	\$305.78	\$313.52
294-324-005-3	22275-3	83	1	6/5/1992	2,532	15	\$541.84	\$282.78	\$289.92
294-324-006-4	22275-3	82	1	6/5/1992	2,113	15	\$541.84	\$235.98	\$241.96
294-331-001-1	22275-2	29	1	7/22/1991	2,155	15	\$541.84	\$240.68	\$246.76
294-331-002-2	22275-2	30	1	7/22/1991	2,580	15	\$541.84	\$288.14	\$295.42
294-331-003-3	22275-2	31	1	7/22/1991	2,155	15	\$541.84	\$240.68	\$246.76
294-331-004-4	22275-2	32	1	7/22/1991	1,843	15	\$541.84	\$205.82	\$211.04
294-331-005-5	22275-2	33	1	7/22/1991	2,580	15	\$541.84	\$288.14	\$295.42
294-331-006-6	22275-2	34	1	7/22/1991	2,580	15	\$541.84	\$288.14	\$295.42
294-331-007-7	22275-2	35	1	7/22/1991	2,155	15	\$541.84	\$240.68	\$246.76
294-331-008-8	22275-2	36	1	7/22/1991	2,580	15	\$541.84	\$288.14	\$295.42
294-331-009-9	22275-2	37	1	7/22/1991	2,580	15	\$541.84	\$288.14	\$295.42
294-331-010-9	22275-2	38	1	10/26/1993	2,245	15	\$541.84	\$250.72	\$257.06
294-331-011-0	22275-2	39	1	10/25/1993	2,245	15	\$541.84	\$250.72	\$257.06
294-331-012-1	22275-2	40	1	10/25/1993	2,245	15	\$541.84	\$250.72	\$257.06
294-331-013-2	22275-2	41	1	10/25/1993	1,732	15	\$541.84	\$193.44	\$198.32
294-332-001-4	22275-2	42	1	9/10/1993	1,732	15	\$541.84	\$193.44	\$198.32
294-332-002-5	22275-2	43	1	1/7/1994	1,967	15	\$541.84	\$219.68	\$225.24
294-332-003-6	22275-2	44	1	1/7/1990	2,245	15	\$541.84	\$250.72	\$257.06
294-332-004-7	22275-2	45	1	1/7/1994	1,967	15	\$541.84	\$219.68	\$225.24
294-332-005-8	22275-2	46	1	2/25/1994	2,245	15	\$541.84	\$250.72	\$257.06
294-332-006-9	22275-2	47	1	2/25/1994	1,732	15	\$541.84	\$193.44	\$198.32
294-332-007-0	22275-2	48	1	2/25/1994	1,967	15	\$541.84	\$219.68	\$225.24
294-332-008-1	22275-2	49	1	3/30/1994	2,245	15	\$541.84	\$250.72	\$257.06
294-332-009-2	22275-2	50	1	3/30/1994	2,245	15	\$541.84	\$250.72	\$257.06
294-332-010-2	22275-2	51	1	10/29/1991	2,086	15	\$541.84	\$232.96	\$238.86
294-332-011-3	22275-2	52	1	10/29/1991	1,824	15	\$541.84	\$203.70	\$208.86
294-333-001-7	22275-2	80	1	10/30/1991	2,086	15	\$541.84	\$232.96	\$238.86
294-333-002-8	22275-2	81	1	10/30/1991	1,490	15	\$541.84	\$166.40	\$170.62
294-333-003-9	22275-2	82	1	2/20/1992	1,490	15	\$541.84	\$166.40	\$170.62
294-333-004-0	22275-2	83	1	2/20/1992	1,824	15	\$541.84	\$203.70	\$208.86

**Community Facilities District No. 2
Riverside Unified School District**

Fiscal Year 2011-2012 Special Tax Levy

<u>Assessor's Parcel Number</u>	<u>Tract</u>	<u>Lot</u>	<u>Number of Units</u>	<u>Permit Date</u>	<u>Building Sq. Ft.</u>	<u>Plan Area</u>	<u>FY 2011-12 Maximum Special Tax</u>	<u>FY 2011-12 Special Tax Levy</u>	<u>FY 2010-11 Special Tax Levy</u>
294-334-001-0	22275-2	1	1	3/30/1994	2,245	15	\$541.84	\$250.72	\$257.06
294-334-002-1	22275-2	2	1	3/30/1994	2,245	15	\$541.84	\$250.72	\$257.06
294-334-003-2	22275-2	3	1	3/30/1994	1,967	15	\$541.84	\$219.68	\$225.24
294-334-004-3	22275-2	4	1	3/30/1994	2,245	15	\$541.84	\$250.72	\$257.06
294-334-005-4	22275-2	5	1	3/30/1994	2,245	15	\$541.84	\$250.72	\$257.06
294-334-006-5	22275-2	6	1	3/30/1994	1,732	15	\$541.84	\$193.44	\$198.32
294-334-007-6	22275-2	7	1	3/30/1994	2,245	15	\$541.84	\$250.72	\$257.06
294-334-008-7	22275-2	8	1	2/25/1994	2,245	15	\$541.84	\$250.72	\$257.06
294-334-009-8	22275-2	9	1	2/25/1994	1,732	15	\$541.84	\$193.44	\$198.32
294-334-010-8	22275-2	10	1	2/25/1994	2,245	15	\$541.84	\$250.72	\$257.06
294-334-011-9	22275-2	11	1	2/25/1994	1,732	15	\$541.84	\$193.44	\$198.32
294-334-012-0	22275-2	12	1	3/3/1994	2,245	15	\$541.84	\$250.72	\$257.06
294-334-013-1	22275-2	13	1	1/7/1994	1,732	15	\$541.84	\$193.44	\$198.32
294-334-014-2	22275-2	14	1	1/7/1994	2,245	15	\$541.84	\$250.72	\$257.06
294-334-015-3	22275-2	15	1	1/7/1994	2,245	15	\$541.84	\$250.72	\$257.06
294-334-016-4	22275-2	16	1	1/7/1994	1,967	15	\$541.84	\$219.68	\$225.24
294-334-017-5	22275-2	17	1	10/25/1993	2,245	15	\$541.84	\$250.72	\$257.06
294-334-018-6	22275-2	18	1	10/25/1993	1,967	15	\$541.84	\$219.68	\$225.24
294-334-019-7	22275-2	19	1	10/25/1993	2,245	15	\$541.84	\$250.72	\$257.06
294-334-020-7	22275-2	20	1	10/25/1993	2,245	15	\$541.84	\$250.72	\$257.06
294-334-021-8	22275-2	21	1	10/25/1993	2,245	15	\$541.84	\$250.72	\$257.06
294-334-022-9	22275-2	22	1	10/25/1993	2,245	15	\$541.84	\$250.72	\$257.06
294-334-023-0	22275-2	23	1	7/22/1991	2,155	15	\$541.84	\$240.68	\$246.76
294-334-024-1	22275-2	24	1	7/22/1991	2,580	15	\$541.84	\$288.14	\$295.42
294-334-025-2	22275-2	25	1	7/22/1991	2,155	15	\$541.84	\$240.68	\$246.76
294-334-026-3	22275-2	26	1	7/22/1991	2,580	15	\$541.84	\$288.14	\$295.42
294-334-027-4	22275-2	27	1	7/22/1991	2,580	15	\$541.84	\$288.14	\$295.42
294-334-028-5	22275-2	28	1	7/22/1991	2,155	15	\$541.84	\$240.68	\$246.76
294-341-001-2	22275-3	55	1	12/11/1989	2,460	15	\$541.84	\$274.74	\$281.68
294-341-002-3	22275-3	56	1	12/11/1989	1,975	15	\$541.84	\$220.56	\$226.16
294-341-003-4	22275-3	57	1	12/11/1989	2,460	15	\$541.84	\$274.74	\$281.68
294-341-004-5	22275-3	58	1	12/11/1989	1,975	15	\$541.84	\$220.56	\$226.16
294-341-005-6	22275-3	59	1	12/11/1989	2,460	15	\$541.84	\$274.74	\$281.68
294-341-006-7	22275-3	60	1	12/11/1989	2,460	15	\$541.84	\$274.74	\$281.68
294-341-007-8	22275-3	61	1	12/11/1989	2,596	15	\$541.84	\$289.92	\$297.26
294-341-008-9	22275-3	62	1	12/11/1989	2,460	15	\$541.84	\$274.74	\$281.68
294-341-009-0	22275-3	63	1	12/11/1989	2,596	15	\$541.84	\$289.92	\$297.26
294-341-010-0	22275-3	64	1	12/11/1989	2,460	15	\$541.84	\$274.74	\$281.68
294-342-001-5	22275-3	1	1	1/23/1992	2,733	15	\$541.84	\$305.22	\$312.94
294-342-002-6	22275-3	2	1	1/23/1992	2,113	15	\$541.84	\$235.98	\$241.96
294-342-003-7	22275-3	3	1	1/23/1992	2,733	15	\$541.84	\$305.22	\$312.94
294-342-004-8	22275-3	4	1	1/23/1992	2,532	15	\$541.84	\$282.78	\$289.92
294-342-005-9	22275-3	5	1	6/5/1992	2,738	15	\$541.84	\$305.78	\$313.52
294-342-006-0	22275-3	6	1	6/5/1992	2,738	15	\$541.84	\$305.78	\$313.52
294-342-007-1	22275-3	7	1	6/5/1992	2,738	15	\$541.84	\$305.78	\$313.52
294-342-008-2	22275-3	8	1	6/5/1992	2,532	15	\$541.84	\$282.78	\$289.92
294-342-009-3	22275-3	9	1	6/5/1992	2,738	15	\$541.84	\$305.78	\$313.52
294-342-010-3	22275-3	10	1	6/5/1992	2,738	15	\$541.84	\$305.78	\$313.52
294-342-011-4	22275-3	11	1	6/5/1992	2,252	15	\$541.84	\$251.50	\$257.86

**Community Facilities District No. 2
Riverside Unified School District**

Fiscal Year 2011-2012 Special Tax Levy

<u>Assessor's Parcel Number</u>	<u>Tract</u>	<u>Lot</u>	<u>Number of Units</u>	<u>Permit Date</u>	<u>Building Sq. Ft.</u>	<u>Plan Area</u>	<u>FY 2011-12 Maximum Special Tax</u>	<u>FY 2011-12 Special Tax Levy</u>	<u>FY 2010-11 Special Tax Levy</u>
294-342-012-5	22275-3	12	1	6/5/1992	2,738	15	\$541.84	\$305.78	\$313.52
294-342-013-6	22275-3	13	1	6/5/1990	2,532	15	\$541.84	\$282.78	\$289.92
294-343-001-8	22275-3	65	1	12/11/1989	2,596	15	\$541.84	\$289.92	\$297.26
294-343-002-9	22275-3	66	1	1/23/1992	2,733	15	\$541.84	\$305.22	\$312.94
294-343-003-0	22275-3	67	1	1/23/1992	2,733	15	\$541.84	\$305.22	\$312.94
294-343-004-1	22275-3	68	1	1/23/1992	2,733	15	\$541.84	\$305.22	\$312.94
294-343-005-2	22275-3	69	1	1/23/1992	2,733	15	\$541.84	\$305.22	\$312.94
294-343-006-3	22275-3	70	1	1/23/1992	2,733	15	\$541.84	\$305.22	\$312.94
294-343-007-4	22275-3	71	1	1/23/1992	2,532	15	\$541.84	\$282.78	\$289.92
294-343-008-5	22275-3	72	1	1/23/1992	2,733	15	\$541.84	\$305.22	\$312.94
294-343-009-6	22275-3	73	1	6/5/1992	2,113	15	\$541.84	\$235.98	\$241.96
294-343-010-6	22275-3	74	1	6/5/1992	2,532	15	\$541.84	\$282.78	\$289.92
294-343-011-7	22275-3	75	1	6/5/1992	2,113	15	\$541.84	\$235.98	\$241.96
294-343-012-8	22275-3	76	1	6/5/1992	2,532	15	\$541.84	\$282.78	\$289.92
294-343-013-9	22275-3	77	1	6/5/1992	2,738	15	\$541.84	\$305.78	\$313.52
294-343-014-0	22275-3	78	1	6/5/1992	2,532	15	\$541.84	\$282.78	\$289.92
294-343-015-1	22275-3	79	1	6/5/1992	2,738	15	\$541.84	\$305.78	\$313.52
294-343-016-2	22275-3	80	1	6/5/1992	2,113	15	\$541.84	\$235.98	\$241.96
294-343-017-3	22275-3	81	1	6/5/1992	2,738	15	\$541.84	\$305.78	\$313.52
294-343-018-4	22275-3	88	1	12/11/1989	2,596	15	\$541.84	\$289.92	\$297.26
294-343-019-5	22275-3	89	1	12/11/1989	2,460	15	\$541.84	\$274.74	\$281.68
294-343-020-5	22275-3	90	1	12/11/1989	1,975	15	\$541.84	\$220.56	\$226.16
294-343-021-6	22275-3	91	1	10/20/1992	2,532	15	\$541.84	\$282.78	\$289.92
294-343-022-7	22275-3	92	1	10/20/1992	2,532	15	\$541.84	\$282.78	\$289.92
294-343-023-8	22275-3	93	1	2/26/1991	1,975	15	\$541.84	\$220.56	\$226.16
294-343-024-9	22275-3	94	1	2/26/1991	2,460	15	\$541.84	\$274.74	\$281.68
294-343-025-0	22275-3	95	1	2/26/1991	1,975	15	\$541.84	\$220.56	\$226.16
294-343-026-1	22275-3	96	1	2/26/1991	2,460	15	\$541.84	\$274.74	\$281.68
294-343-027-2	22275-3	97	1	2/26/1991	1,975	15	\$541.84	\$220.56	\$226.16
294-343-028-3	22275-3	98	1	2/26/1991	1,975	15	\$541.84	\$220.56	\$226.16
294-343-029-4	22275-3	99	1	2/26/1991	1,975	15	\$541.84	\$220.56	\$226.16
294-343-030-4	22275-3	100	1	12/11/1989	1,975	15	\$541.84	\$220.56	\$226.16
294-344-001-1	22275-3	54	1	12/11/1989	2,420	15	\$541.84	\$270.26	\$277.10
294-344-002-2	22275-3	53	1	12/11/1989	1,975	15	\$541.84	\$220.56	\$226.16
294-344-003-3	22275-3	52	1	12/11/1989	2,420	15	\$541.84	\$270.26	\$277.10
294-344-004-4	22275-3	51	1	12/11/1981	1,975	15	\$541.84	\$220.56	\$226.16
294-344-005-5	22275-3	50	1	12/11/1989	2,420	15	\$541.84	\$270.26	\$277.10
294-344-006-6	22275-3	49	1	12/11/1989	2,596	15	\$541.84	\$289.92	\$297.26
294-344-007-7	22275-3	48	1	12/11/1989	1,975	15	\$541.84	\$220.56	\$226.16
294-344-008-8	22275-3	47	1	2/26/1991	2,596	15	\$541.84	\$289.92	\$297.26
294-344-009-9	22275-3	46	1	2/26/1991	2,420	15	\$541.84	\$270.26	\$277.10
294-344-010-9	22275-3	45	1	2/26/1991	2,596	15	\$541.84	\$289.92	\$297.26
294-344-011-0	22275-3	44	1	2/26/1991	2,420	15	\$541.84	\$270.26	\$277.10
294-344-012-1	22275-3	43	1	2/26/1991	1,975	15	\$541.84	\$220.56	\$226.16
294-344-013-2	22275-3	42	1	2/26/1991	2,420	15	\$541.84	\$270.26	\$277.10
294-344-014-3	22275-3	41	1	2/26/1991	2,596	15	\$541.84	\$289.92	\$297.26
294-345-001-4	22275-3	40	1	10/20/1992	2,738	15	\$541.84	\$305.78	\$313.52
294-345-002-5	22275-3	39	1	10/20/1992	2,738	15	\$541.84	\$305.78	\$313.52
294-345-003-6	22275-3	38	1	10/20/1992	2,532	15	\$541.84	\$282.78	\$289.92

**Community Facilities District No. 2
Riverside Unified School District**

Fiscal Year 2011-2012 Special Tax Levy

<u>Assessor's Parcel Number</u>	<u>Tract</u>	<u>Lot</u>	<u>Number of Units</u>	<u>Permit Date</u>	<u>Building Sq. Ft.</u>	<u>Plan Area</u>	<u>FY 2011-12 Maximum Special Tax</u>	<u>FY 2011-12 Special Tax Levy</u>	<u>FY 2010-11 Special Tax Levy</u>
294-345-004-7	22275-3	37	1	10/20/1992	2,532	15	\$541.84	\$282.78	\$289.92
294-351-001-3	22275	1	1	11/14/1989	1,798	15	\$541.84	\$200.80	\$205.88
294-351-002-4	22275	2	1	11/14/1989	2,540	15	\$541.84	\$283.66	\$290.84
294-351-003-5	22275	3	1	11/14/1989	2,388	15	\$541.84	\$266.70	\$273.44
294-351-004-6	22275	4	1	11/14/1989	2,540	15	\$541.84	\$283.66	\$290.84
294-351-005-7	22275	5	1	11/14/1981	2,388	15	\$541.84	\$266.70	\$273.44
294-351-006-8	22275	6	1	11/14/1989	2,540	15	\$541.84	\$283.66	\$290.84
294-351-007-9	22275	7	1	11/16/1989	2,388	15	\$541.84	\$266.70	\$273.44
294-351-008-0	22275	8	1	11/16/1989	2,540	15	\$541.84	\$283.66	\$290.84
294-351-009-1	22275	9	1	11/16/1989	2,388	15	\$541.84	\$266.70	\$273.44
294-351-010-1	22275	10	1	7/22/1991	1,959	15	\$541.84	\$218.78	\$224.32
294-351-011-2	22275	11	1	11/16/1989	2,540	15	\$541.84	\$283.66	\$290.84
294-351-012-3	22275	12	1	7/22/1991	2,342	15	\$541.84	\$261.56	\$268.18
294-351-013-4	22275	13	1	7/22/1991	2,591	15	\$541.84	\$289.36	\$296.68
294-351-014-5	22275	14	1	7/22/1991	1,798	15	\$541.84	\$200.80	\$205.88
294-351-015-6	22275	15	1	7/22/1991	2,342	15	\$541.84	\$261.56	\$268.18
294-351-016-7	22275	16	1	7/22/1991	2,591	15	\$541.84	\$289.36	\$296.68
294-351-017-8	22275	17	1	7/22/1991	2,342	15	\$541.84	\$261.56	\$268.18
294-351-018-9	22275	18	1	7/22/1991	1,959	15	\$541.84	\$218.78	\$224.32
294-351-019-0	22275	19	1	7/22/1991	2,342	15	\$541.84	\$261.56	\$268.18
294-351-020-0	22275	20	1	7/22/1991	2,591	15	\$541.84	\$289.36	\$296.68
294-351-021-1	22275	21	1	7/22/1991	2,342	15	\$541.84	\$261.56	\$268.18
294-351-022-2	22275	22	1	2/6/1992	1,798	15	\$541.84	\$200.80	\$205.88
294-352-001-6	22275	73	1	4/30/1993	1,798	15	\$541.84	\$200.80	\$205.88
294-352-002-7	22275	74	1	4/30/1993	2,591	15	\$541.84	\$289.36	\$296.68
294-352-003-8	22275	75	1	4/28/1993	1,798	15	\$541.84	\$200.80	\$205.88
294-352-004-9	22275	76	1	4/30/1993	2,591	15	\$541.84	\$289.36	\$296.68
294-352-005-0	22275	77	1	4/28/1993	1,798	15	\$541.84	\$200.80	\$205.88
294-352-006-1	22275	78	1	7/22/1991	2,591	15	\$541.84	\$289.36	\$296.68
294-352-007-2	22275	79	1	7/22/1991	1,798	15	\$541.84	\$200.80	\$205.88
294-352-008-3	22275	80	1	7/22/1991	2,591	15	\$541.84	\$289.36	\$296.68
294-352-009-4	22275	81	1	7/22/1991	2,342	15	\$541.84	\$261.56	\$268.18
294-352-010-4	22275	82	1	7/22/1991	2,591	15	\$541.84	\$289.36	\$296.68
294-352-011-5	22275	83	1	7/22/1991	2,342	15	\$541.84	\$261.56	\$268.18
294-352-012-6	22275	84	1	11/16/1989	1,798	15	\$541.84	\$200.80	\$205.88
294-352-013-7	22275	85	1	2/6/1992	1,798	15	\$541.84	\$200.80	\$205.88
294-352-014-8	22275	86	1	2/6/1992	2,342	15	\$541.84	\$261.56	\$268.18
294-352-015-9	22275	87	1	2/6/1992	2,342	15	\$541.84	\$261.56	\$268.18
294-352-016-0	22275	88	1	6/11/1992	2,591	15	\$541.84	\$289.36	\$296.68
294-352-017-1	22275	89	1	6/11/1992	2,342	15	\$541.84	\$261.56	\$268.18
294-352-018-2	22275	90	1	6/11/1992	2,342	15	\$541.84	\$261.56	\$268.18
294-352-019-3	22275	91	1	6/11/1992	2,591	15	\$541.84	\$289.36	\$296.68
294-352-020-3	22275	92	1	6/11/1992	2,342	15	\$541.84	\$261.56	\$268.18
294-352-021-4	22275	93	1	6/11/1992	2,591	15	\$541.84	\$289.36	\$296.68
294-353-001-9	22275	52	1	8/30/1992	1,798	15	\$541.84	\$200.80	\$205.88
294-353-002-0	22275	53	1	8/30/1992	2,591	15	\$541.84	\$289.36	\$296.68
294-353-003-1	22275	54	1	8/30/1992	2,591	15	\$541.84	\$289.36	\$296.68
294-353-004-2	22275	55	1	8/30/1992	2,342	15	\$541.84	\$261.56	\$268.18
294-353-005-3	22275	56	1	8/30/1992	2,591	15	\$541.84	\$289.36	\$296.68

**Community Facilities District No. 2
Riverside Unified School District**

Fiscal Year 2011-2012 Special Tax Levy

<u>Assessor's Parcel Number</u>	<u>Tract</u>	<u>Lot</u>	<u>Number of Units</u>	<u>Permit Date</u>	<u>Building Sq. Ft.</u>	<u>Plan Area</u>	<u>FY 2011-12 Maximum Special Tax</u>	<u>FY 2011-12 Special Tax Levy</u>	<u>FY 2010-11 Special Tax Levy</u>
294-353-006-4	22275	57	1	8/30/1992	2,342	15	\$541.84	\$261.56	\$268.18
294-353-007-5	22275	58	1	8/30/1992	2,591	15	\$541.84	\$289.36	\$296.68
294-353-008-6	22275	59	1	8/30/1992	2,342	15	\$541.84	\$261.56	\$268.18
294-353-009-7	22275	60	1	11/16/1989	1,798	15	\$541.84	\$200.80	\$205.88
294-353-010-7	22275	61	1	11/16/1989	2,388	15	\$541.84	\$266.70	\$273.44
294-353-011-8	22275	62	1	11/16/1989	2,540	15	\$541.84	\$283.66	\$290.84
294-353-012-9	22275	63	1	11/16/1989	2,388	15	\$541.84	\$266.70	\$273.44
294-353-013-0	22275	64	1	11/16/1989	2,540	15	\$541.84	\$283.66	\$290.84
294-353-014-1	22275	65	1	11/16/1989	2,388	15	\$541.84	\$266.70	\$273.44
294-353-015-2	22275	66	1	11/16/1989	1,798	15	\$541.84	\$200.80	\$205.88
294-353-016-3	22275	67	1	4/30/1993	2,591	15	\$541.84	\$289.36	\$296.68
294-353-017-4	22275	68	1	4/30/1993	2,342	15	\$541.84	\$261.56	\$268.18
294-353-018-5	22275	69	1	4/30/1993	1,798	15	\$541.84	\$200.80	\$205.88
294-353-019-6	22275	70	1	4/30/1993	2,591	15	\$541.84	\$289.36	\$296.68
294-353-020-6	22275	71	1	4/30/1993	2,342	15	\$541.84	\$261.56	\$268.18
294-353-021-7	22275	72	1	4/30/1993	2,591	15	\$541.84	\$289.36	\$296.68
294-353-022-8	22275	41	1	8/30/1993	1,798	15	\$541.84	\$200.80	\$205.88
294-353-023-9	22275	42	1	8/30/1993	2,342	15	\$541.84	\$261.56	\$268.18
294-353-024-0	22275	43	1	8/30/1993	1,798	15	\$541.84	\$200.80	\$205.88
294-353-025-1	22275	44	1	8/30/1993	2,342	15	\$541.84	\$261.56	\$268.18
294-353-026-2	22275	45	1	8/30/1993	2,591	15	\$541.84	\$289.36	\$296.68
294-353-027-3	22275	46	1	8/30/1993	2,591	15	\$541.84	\$289.36	\$296.68
294-353-028-4	22275	47	1	11/16/1989	1,798	15	\$541.84	\$200.80	\$205.88
294-353-029-5	22275	48	1	11/16/1989	2,540	15	\$541.84	\$283.66	\$290.84
294-353-030-5	22275	49	1	11/16/1989	2,388	15	\$541.84	\$266.70	\$273.44
294-353-031-6	22275	50	1	11/16/1989	2,540	15	\$541.84	\$283.66	\$290.84
294-353-032-7	22275	51	1	8/30/1993	2,591	15	\$541.84	\$289.36	\$296.68
294-354-001-2	22275	23	1	2/6/1992	1,798	15	\$541.84	\$200.80	\$205.88
294-354-002-3	22275	24	1	2/6/1992	2,342	15	\$541.84	\$261.56	\$268.18
294-354-003-4	22275	25	1	2/6/1992	2,591	15	\$541.84	\$289.36	\$296.68
294-354-004-5	22275	26	1	2/6/1992	2,342	15	\$541.84	\$261.56	\$268.18
294-354-005-6	22275	27	1	2/6/1992	2,342	15	\$541.84	\$261.56	\$268.18
294-354-006-7	22275	28	1	2/6/1992	2,591	15	\$541.84	\$289.36	\$296.68
294-354-007-8	22275	29	1	2/6/1992	2,342	15	\$541.84	\$261.56	\$268.18
294-354-008-9	22275	30	1	2/6/1992	2,342	15	\$541.84	\$261.56	\$268.18
294-354-009-0	22275	31	1	1/5/1993	2,342	15	\$541.84	\$261.56	\$268.18
294-354-010-0	22275	32	1	1/5/1993	2,591	15	\$541.84	\$289.36	\$296.68
294-354-011-1	22275	33	1	1/5/1993	1,798	15	\$541.84	\$200.80	\$205.88
294-354-012-2	22275	34	1	1/5/1993	2,591	15	\$541.84	\$289.36	\$296.68
294-354-013-3	22275	35	1	1/5/1993	2,342	15	\$541.84	\$261.56	\$268.18
294-354-014-4	22275	36	1	1/5/1993	2,342	15	\$541.84	\$261.56	\$268.18
294-354-015-5	22275	37	1	1/5/1993	2,591	15	\$541.84	\$289.36	\$296.68
294-354-016-6	22275	38	1	1/5/1993	2,342	15	\$541.84	\$261.56	\$268.18
294-354-017-7	22275	39	1	1/5/1993	2,591	15	\$541.84	\$289.36	\$296.68
294-354-018-8	22275	40	1	1/5/1993	1,798	15	\$541.84	\$200.80	\$205.88
294-361-001-4	22275-1	1	1	3/21/1991	2,086	15	\$541.84	\$232.96	\$238.86
294-361-002-5	22275-1	2	1	3/21/1991	2,086	15	\$541.84	\$232.96	\$238.86
294-361-003-6	22275-1	3	1	3/21/1991	2,086	15	\$541.84	\$232.96	\$238.86
294-361-004-7	22275-1	4	1	3/21/1991	1,490	15	\$541.84	\$166.40	\$170.62

**Community Facilities District No. 2
Riverside Unified School District**

Fiscal Year 2011-2012 Special Tax Levy

<u>Assessor's Parcel Number</u>	<u>Tract</u>	<u>Lot</u>	<u>Number of Units</u>	<u>Permit Date</u>	<u>Building Sq. Ft.</u>	<u>Plan Area</u>	<u>FY 2011-12 Maximum Special Tax</u>	<u>FY 2011-12 Special Tax Levy</u>	<u>FY 2010-11 Special Tax Levy</u>
294-361-005-8	22275-1	5	1	3/21/1991	2,086	15	\$541.84	\$232.96	\$238.86
294-361-006-9	22275-1	6	1	3/21/1991	1,824	15	\$541.84	\$203.70	\$208.86
294-361-007-0	22275-1	7	1	3/21/1991	2,086	15	\$541.84	\$232.96	\$238.86
294-361-008-1	22275-1	8	1	3/21/1991	2,086	15	\$541.84	\$232.96	\$238.86
294-361-009-2	22275-1	9	1	3/21/1991	1,824	15	\$541.84	\$203.70	\$208.86
294-361-010-2	22275-1	10	1	3/21/1991	1,824	15	\$541.84	\$203.70	\$208.86
294-361-011-3	22275-1	11	1	3/21/1991	2,086	15	\$541.84	\$232.96	\$238.86
294-361-012-4	22275-1	12	1	3/21/1991	1,490	15	\$541.84	\$166.40	\$170.62
294-361-013-5	22275-1	13	1	3/19/1991	2,086	15	\$541.84	\$232.96	\$238.86
294-361-014-6	22275-1	14	1	3/19/1991	2,086	15	\$541.84	\$232.96	\$238.86
294-361-015-7	22275-1	15	1	3/19/1991	2,086	15	\$541.84	\$232.96	\$238.86
294-361-016-8	22275-1	16	1	3/19/1991	2,086	15	\$541.84	\$232.96	\$238.86
294-361-017-9	22275-1	17	1	3/19/1991	1,490	15	\$541.84	\$166.40	\$170.62
294-361-018-0	22275-1	18	1	3/19/1991	2,086	15	\$541.84	\$232.96	\$238.86
294-361-019-1	22275-1	19	1	3/19/1991	2,086	15	\$541.84	\$232.96	\$238.86
294-361-020-1	22275-1	20	1	3/19/1991	1,490	15	\$541.84	\$166.40	\$170.62
294-361-021-2	22275-1	21	1	3/19/1991	2,086	15	\$541.84	\$232.96	\$238.86
294-361-022-3	22275-1	22	1	3/19/1991	2,086	15	\$541.84	\$232.96	\$238.86
294-361-023-4	22275-1	23	1	3/19/1991	1,490	15	\$541.84	\$166.40	\$170.62
294-361-024-5	22275-1	24	1	3/19/1991	2,086	15	\$541.84	\$232.96	\$238.86
294-361-025-6	22275-1	25	1	3/19/1991	1,490	15	\$541.84	\$166.40	\$170.62
294-361-026-7	22275-1	26	1	3/19/1991	2,086	15	\$541.84	\$232.96	\$238.86
294-361-027-8	22275-1	27	1	3/19/1991	1,490	15	\$541.84	\$166.40	\$170.62
294-361-028-9	22275-1	28	1	3/19/1991	2,086	15	\$541.84	\$232.96	\$238.86
294-361-029-0	22275-1	29	1	3/19/1991	2,086	15	\$541.84	\$232.96	\$238.86
294-361-030-0	22275-1	30	1	3/19/1991	1,824	15	\$541.84	\$203.70	\$208.86
294-361-031-1	22275-1	31	1	3/19/1991	2,086	15	\$541.84	\$232.96	\$238.86
294-361-032-2	22275-1	32	1	3/19/1991	1,824	15	\$541.84	\$203.70	\$208.86
294-361-033-3	22275-1	33	1	3/19/1991	1,490	15	\$541.84	\$166.40	\$170.62
294-361-034-4	22275-1	34	1	3/19/1991	2,086	15	\$541.84	\$232.96	\$238.86
294-361-035-5	22275-1	35	1	3/19/1991	2,086	15	\$541.84	\$232.96	\$238.86
294-362-001-7	22275-1	102	1	3/19/1991	1,490	15	\$541.84	\$166.40	\$170.62
294-362-002-8	22275-1	101	1	3/19/1991	2,086	15	\$541.84	\$232.96	\$238.86
294-362-003-9	22275-1	100	1	3/19/1991	2,086	15	\$541.84	\$232.96	\$238.86
294-362-004-0	22275-1	99	1	3/7/1990	2,086	15	\$541.84	\$232.96	\$238.86
294-362-005-1	22275-1	98	1	3/7/1990	1,824	15	\$541.84	\$203.70	\$208.86
294-362-006-2	22275-1	97	1	3/7/1990	2,086	15	\$541.84	\$232.96	\$238.86
294-362-007-3	22275-1	96	1	3/7/1990	1,824	15	\$541.84	\$203.70	\$208.86
294-362-008-4	22275-1	95	1	3/7/1990	2,086	15	\$541.84	\$232.96	\$238.86
294-362-009-5	22275-1	94	1	3/7/1990	1,824	15	\$541.84	\$203.70	\$208.86
294-362-010-5	22275-1	93	1	3/7/1990	2,086	15	\$541.84	\$232.96	\$238.86
294-362-011-6	22275-1	92	1	3/7/1990	1,824	15	\$541.84	\$203.70	\$208.86
294-362-012-7	22275-1	91	1	3/7/1990	2,086	15	\$541.84	\$232.96	\$238.86
294-362-013-8	22275-1	90	1	3/7/1990	1,490	15	\$541.84	\$166.40	\$170.62
294-362-014-9	22275-1	89	1	3/7/1990	1,824	15	\$541.84	\$203.70	\$208.86
294-362-015-0	22275-1	88	1	3/7/1990	2,086	15	\$541.84	\$232.96	\$238.86
294-371-001-5	22275-1	54	1	3/7/1990	1,490	15	\$541.84	\$166.40	\$170.62
294-371-002-6	22275-1	55	1	3/7/1990	1,824	15	\$541.84	\$203.70	\$208.86
294-371-003-7	22275-1	56	1	3/7/1990	2,086	15	\$541.84	\$232.96	\$238.86

**Community Facilities District No. 2
Riverside Unified School District**

Fiscal Year 2011-2012 Special Tax Levy

<u>Assessor's Parcel Number</u>	<u>Tract</u>	<u>Lot</u>	<u>Number of Units</u>	<u>Permit Date</u>	<u>Building Sq. Ft.</u>	<u>Plan Area</u>	<u>FY 2011-12 Maximum Special Tax</u>	<u>FY 2011-12 Special Tax Levy</u>	<u>FY 2010-11 Special Tax Levy</u>
294-371-004-8	22275-1	57	1	3/7/1990	2,086	15	\$541.84	\$232.96	\$238.86
294-371-005-9	22275-1	58	1	3/7/1990	1,824	15	\$541.84	\$203.70	\$208.86
294-371-006-0	22275-1	59	1	3/7/1990	2,086	15	\$541.84	\$232.96	\$238.86
294-371-007-1	22275-1	60	1	3/7/1990	1,824	15	\$541.84	\$203.70	\$208.86
294-372-001-8	22275-1	36	1	2/22/1991	1,490	15	\$541.84	\$166.40	\$170.62
294-372-002-9	22275-1	37	1	2/22/1991	2,086	15	\$541.84	\$232.96	\$238.86
294-372-003-0	22275-1	38	1	2/22/1991	2,086	15	\$541.84	\$232.96	\$238.86
294-372-004-1	22275-1	39	1	2/22/1991	2,086	15	\$541.84	\$232.96	\$238.86
294-372-005-2	22275-1	40	1	2/22/1991	2,086	15	\$541.84	\$232.96	\$238.86
294-372-006-3	22275-1	41	1	2/22/1991	2,086	15	\$541.84	\$232.96	\$238.86
294-372-007-4	22275-1	42	1	2/22/1991	2,086	15	\$541.84	\$232.96	\$238.86
294-372-008-5	22275-1	43	1	2/22/1991	2,086	15	\$541.84	\$232.96	\$238.86
294-372-009-6	22275-1	44	1	2/22/1991	1,824	15	\$541.84	\$203.70	\$208.86
294-372-010-6	22275-1	45	1	2/22/1991	2,086	15	\$541.84	\$232.96	\$238.86
294-372-011-7	22275-1	46	1	2/22/1991	1,824	15	\$541.84	\$203.70	\$208.86
294-372-012-8	22275-1	47	1	2/22/1991	1,490	15	\$541.84	\$166.40	\$170.62
294-372-013-9	22275-1	48	1	3/7/1990	1,490	15	\$541.84	\$166.40	\$170.62
294-372-014-0	22275-1	49	1	3/7/1990	1,824	15	\$541.84	\$203.70	\$208.86
294-372-015-1	22275-1	50	1	3/7/1990	2,086	15	\$541.84	\$232.96	\$238.86
294-372-016-2	22275-1	51	1	3/7/1990	2,086	15	\$541.84	\$232.96	\$238.86
294-372-017-3	22275-1	52	1	3/7/1990	1,824	15	\$541.84	\$203.70	\$208.86
294-372-018-4	22275-1	53	1	3/7/1990	2,086	15	\$541.84	\$232.96	\$238.86
294-373-001-1	22275-1	87	1	3/7/1990	2,086	15	\$541.84	\$232.96	\$238.86
294-373-002-2	22275-1	86	1	3/7/1990	1,490	15	\$541.84	\$166.40	\$170.62
294-373-003-3	22275-1	85	1	3/7/1990	2,086	15	\$541.84	\$232.96	\$238.86
294-373-004-4	22275-1	84	1	3/7/1990	1,824	15	\$541.84	\$203.70	\$208.86
294-373-005-5	22275-1	83	1	3/7/1990	2,086	15	\$541.84	\$232.96	\$238.86
294-373-006-6	22275-1	82	1	3/7/1990	2,086	15	\$541.84	\$232.96	\$238.86
294-373-007-7	22275-1	81	1	3/7/1990	1,824	15	\$541.84	\$203.70	\$208.86
294-373-008-8	22275-1	80	1	3/7/1990	2,086	15	\$541.84	\$232.96	\$238.86
294-373-009-9	22275-1	79	1	3/7/1990	2,086	15	\$541.84	\$232.96	\$238.86
294-373-010-9	22275-1	78	1	3/7/1990	1,824	15	\$541.84	\$203.70	\$208.86
294-373-011-0	22275-1	77	1	3/7/1990	2,086	15	\$541.84	\$232.96	\$238.86
294-373-012-1	22275-1	76	1	3/7/1990	1,824	15	\$541.84	\$203.70	\$208.86
294-373-013-2	22275-1	75	1	3/7/1990	1,490	15	\$541.84	\$166.40	\$170.62
294-373-014-3	22275-1	74	1	3/7/1990	2,086	15	\$541.84	\$232.96	\$238.86
294-373-015-4	22275-1	73	1	3/7/1990	1,824	15	\$541.84	\$203.70	\$208.86
294-373-016-5	22275-1	72	1	3/21/1991	1,490	15	\$541.84	\$166.40	\$170.62
294-373-017-6	22275-1	71	1	12/18/1989	2,086	15	\$541.84	\$232.96	\$238.86
294-373-018-7	22275-1	70	1	12/18/1989	1,824	15	\$541.84	\$203.70	\$208.86
294-373-019-8	22275-1	69	1	12/18/1989	1,490	15	\$541.84	\$166.40	\$170.62
294-373-020-8	22275-1	68	1	6/28/1994	2,245	15	\$541.84	\$250.72	\$257.06
294-374-001-4	22275-1	61	1	3/7/1990	1,490	15	\$541.84	\$166.40	\$170.62
294-374-002-5	22275-1	62	1	3/7/1990	2,086	15	\$541.84	\$232.96	\$238.86
294-374-003-6	22275-1	63	1	3/7/1990	2,086	15	\$541.84	\$232.96	\$238.86
294-374-004-7	22275-1	64	1	3/7/1990	1,824	15	\$541.84	\$203.70	\$208.86
294-374-005-8	22275-1	65	1	3/7/1990	2,086	15	\$541.84	\$232.96	\$238.86
294-374-006-9	22275-1	67	1	3/7/1990	1,490	15	\$541.84	\$166.40	\$170.62
294-374-007-0	22275-1	66	1	3/7/1990	2,086	15	\$541.84	\$232.96	\$238.86

**Community Facilities District No. 2
Riverside Unified School District**

Fiscal Year 2011-2012 Special Tax Levy

<u>Assessor's Parcel Number</u>	<u>Tract</u>	<u>Lot</u>	<u>Number of Units</u>	<u>Permit Date</u>	<u>Building Sq. Ft.</u>	<u>Plan Area</u>	<u>FY 2011-12 Maximum Special Tax</u>	<u>FY 2011-12 Special Tax Levy</u>	<u>FY 2010-11 Special Tax Levy</u>
294-381-001-6	22653-7	10	1	11/11/1995	1,494	19	\$541.84	\$166.86	\$171.08
294-381-002-7	22653-7	11	1	11/11/1995	1,434	19	\$541.84	\$160.16	\$164.20
294-381-003-8	22653-7	12	1	11/11/1995	1,434	19	\$541.84	\$160.16	\$164.20
294-381-004-9	22653-7	13	1	11/11/1995	1,494	19	\$541.84	\$166.86	\$171.08
294-381-005-0	22653-7	14	1	11/11/1995	1,434	19	\$541.84	\$160.16	\$164.20
294-381-006-1	22653-7	15	1	11/11/1995	1,434	19	\$541.84	\$160.16	\$164.20
294-381-007-2	22653-7	16	1	11/11/1995	1,494	19	\$541.84	\$166.86	\$171.08
294-381-008-3	22653-7	17	1	11/11/1995	1,434	19	\$541.84	\$160.16	\$164.20
294-381-009-4	22653-7	18	1	11/11/1995	1,434	19	\$541.84	\$160.16	\$164.20
294-381-010-4	22653-7	19	1	11/11/1995	1,494	19	\$541.84	\$166.86	\$171.08
294-381-011-5	22653-7	20	1	11/11/1995	1,434	19	\$541.84	\$160.16	\$164.20
294-381-012-6	22653-7	21	1	11/11/1995	1,494	19	\$541.84	\$166.86	\$171.08
294-381-013-7	22653-7	22	1	11/11/1995	1,434	19	\$541.84	\$160.16	\$164.20
294-381-014-8	22653-7	23	1	11/11/1995	1,434	19	\$541.84	\$160.16	\$164.20
294-381-015-9	22653-7	24	1	11/11/1995	1,434	19	\$541.84	\$160.16	\$164.20
294-381-016-0	22653-7	25	1	11/11/1995	1,494	19	\$541.84	\$166.86	\$171.08
294-381-017-1	22653-7	26	1	11/11/1995	1,434	19	\$541.84	\$160.16	\$164.20
294-381-018-2	22653-7	27	1	11/11/1995	1,434	19	\$541.84	\$160.16	\$164.20
294-381-019-3	22653-7	28	1	11/11/1995	1,434	19	\$541.84	\$160.16	\$164.20
294-381-020-3	22653-7	29	1	11/11/1995	1,494	19	\$541.84	\$166.86	\$171.08
294-381-021-4	22653-7	30	1	11/11/1995	1,434	19	\$541.84	\$160.16	\$164.20
294-381-022-5	22653-7	31	1	11/11/1995	1,494	19	\$541.84	\$166.86	\$171.08
294-381-023-6	22653-7	32	1	11/11/1995	1,434	19	\$541.84	\$160.16	\$164.20
294-381-024-7	22653-7	33	1	11/11/1995	1,494	19	\$541.84	\$166.86	\$171.08
294-382-001-9	22653-7	103	1	11/11/1995	1,494	19	\$541.84	\$166.86	\$171.08
294-382-002-0	22653-7	104	1	11/11/1995	1,434	19	\$541.84	\$160.16	\$164.20
294-382-003-1	22653-7	105	1	11/11/1995	1,434	19	\$541.84	\$160.16	\$164.20
294-382-004-2	22653-7	106	1	11/11/1995	1,434	19	\$541.84	\$160.16	\$164.20
294-382-005-3	22653-7	107	1	11/11/1995	1,494	19	\$541.84	\$166.86	\$171.08
294-382-006-4	22653-7	108	1	11/11/1995	1,434	19	\$541.84	\$160.16	\$164.20
294-382-007-5	22653-7	109	1	11/11/1995	1,434	19	\$541.84	\$160.16	\$164.20
294-382-008-6	22653-7	110	1	11/11/1995	1,434	19	\$541.84	\$160.16	\$164.20
294-383-001-2	22653-7	99	1	11/11/1995	1,712	19	\$541.84	\$191.20	\$196.04
294-383-002-3	22653-7	100	1	11/11/1995	1,494	19	\$541.84	\$166.86	\$171.08
294-383-003-4	22653-7	101	1	11/11/1995	1,434	19	\$541.84	\$160.16	\$164.20
294-383-004-5	22653-7	102	1	11/11/1995	1,434	19	\$541.84	\$160.16	\$164.20
294-391-001-7	22653-7	1	1	2/10/1997	1,483	19	\$541.84	\$165.62	\$169.82
294-391-002-8	22653-7	2	1	2/10/1997	1,712	19	\$541.84	\$191.20	\$196.04
294-391-003-9	22653-7	3	1	2/10/1997	1,434	19	\$541.84	\$160.16	\$164.20
294-391-004-0	22653-7	4	1	2/10/1997	1,494	19	\$541.84	\$166.86	\$171.08
294-391-005-1	22653-7	5	1	2/10/1997	1,494	19	\$541.84	\$166.86	\$171.08
294-391-006-2	22653-7	6	1	11/11/1995	1,494	19	\$541.84	\$166.86	\$171.08
294-391-007-3	22653-7	7	1	2/10/1997	1,483	19	\$541.84	\$165.62	\$169.82
294-391-008-4	22653-7	8	1	11/11/1995	1,434	19	\$541.84	\$160.16	\$164.20
294-391-009-5	22653-7	9	1	2/10/1997	1,494	19	\$541.84	\$166.86	\$171.08
294-391-010-5	22653-7	34	1	11/11/1995	1,434	19	\$541.84	\$160.16	\$164.20
294-391-011-6	22653-7	35	1	11/11/1995	1,593	19	\$541.84	\$177.90	\$182.40
294-391-012-7	22653-7	36	1	4/23/1996	1,662	19	\$541.84	\$185.62	\$190.32
294-391-013-8	22653-7	37	1	4/23/1996	1,434	19	\$541.84	\$160.16	\$164.20

**Community Facilities District No. 2
Riverside Unified School District**

Fiscal Year 2011-2012 Special Tax Levy

<u>Assessor's Parcel Number</u>	<u>Tract</u>	<u>Lot</u>	<u>Number of Units</u>	<u>Permit Date</u>	<u>Building Sq. Ft.</u>	<u>Plan Area</u>	<u>FY 2011-12 Maximum Special Tax</u>	<u>FY 2011-12 Special Tax Levy</u>	<u>FY 2010-11 Special Tax Levy</u>
294-391-014-9	22653-7	38	1	4/23/1996	1,434	19	\$541.84	\$160.16	\$164.20
294-391-015-0	22653-7	39	1	4/23/1996	1,712	19	\$541.84	\$191.20	\$196.04
294-391-016-1	22653-7	40	1	4/23/1996	1,662	19	\$541.84	\$185.62	\$190.32
294-391-017-2	22653-7	41	1	9/3/1996	1,712	19	\$541.84	\$191.20	\$196.04
294-391-018-3	22653-7	42	1	9/3/1996	1,494	19	\$541.84	\$166.86	\$171.08
294-391-019-4	22653-7	43	1	9/3/1996	1,434	19	\$541.84	\$160.16	\$164.20
294-391-020-4	22653-7	44	1	1/29/1997	1,434	19	\$541.84	\$160.16	\$164.20
294-391-021-5	22653-7	45	1	1/29/1997	1,483	19	\$541.84	\$165.62	\$169.82
294-391-022-6	22653-7	46	1	1/29/1997	1,434	19	\$541.84	\$160.16	\$164.20
294-392-001-0	22653-7	90	1	4/23/1996	1,712	19	\$541.84	\$191.20	\$196.04
294-392-002-1	22653-7	91	1	4/23/1996	1,662	19	\$541.84	\$185.62	\$190.32
294-392-003-2	22653-7	92	1	4/23/1996	1,434	19	\$541.84	\$160.16	\$164.20
294-392-004-3	22653-7	93	1	4/23/1996	1,712	19	\$541.84	\$191.20	\$196.04
294-392-005-4	22653-7	94	1	4/23/1996	1,434	19	\$541.84	\$160.16	\$164.20
294-392-006-5	22653-7	95	1	11/11/1995	1,494	19	\$541.84	\$166.86	\$171.08
294-392-007-6	22653-7	96	1	11/11/1995	1,712	19	\$541.84	\$191.20	\$196.04
294-392-008-7	22653-7	97	1	11/11/1995	1,434	19	\$541.84	\$160.16	\$164.20
294-392-009-8	22653-7	98	1	11/11/1995	1,434	19	\$541.84	\$160.16	\$164.20
294-401-001-7	22653-7	89	1	4/23/1996	1,712	19	\$541.84	\$191.20	\$196.04
294-401-002-8	22653-7	88	1	2/10/1997	1,483	19	\$541.84	\$165.62	\$169.82
294-401-003-9	22653-7	87	1	2/10/1997	1,712	19	\$541.84	\$191.20	\$196.04
294-401-004-0	22653-7	86	1	2/10/1997	1,494	19	\$541.84	\$166.86	\$171.08
294-401-005-1	22653-7	85	1	2/10/1997	1,434	19	\$541.84	\$160.16	\$164.20
294-401-006-2	22653-7	84	1	2/10/1997	1,712	19	\$541.84	\$191.20	\$196.04
294-401-007-3	22653-7	83	1	2/10/1997	1,483	19	\$541.84	\$165.62	\$169.82
294-401-008-4	22653-7	82	1	2/10/1997	1,434	19	\$541.84	\$160.16	\$164.20
294-401-009-5	22653-7	81	1	2/10/1997	1,712	19	\$541.84	\$191.20	\$196.04
294-401-010-5	22653-7	80	1	2/10/1997	1,494	19	\$541.84	\$166.86	\$171.08
294-401-011-6	22653-7	79	1	2/10/1997	1,662	19	\$541.84	\$185.62	\$190.32
294-401-012-7	22653-7	78	1	2/10/1997	1,434	19	\$541.84	\$160.16	\$164.20
294-401-013-8	22653-7	77	1	4/15/1997	1,483	19	\$541.84	\$165.62	\$169.82
294-401-014-9	22653-7	76	1	2/10/1997	1,712	19	\$541.84	\$191.20	\$196.04
294-401-015-0	22653-7	75	1	2/10/1997	1,494	19	\$541.84	\$166.86	\$171.08
294-401-016-1	22653-7	74	1	2/10/1997	1,434	19	\$541.84	\$160.16	\$164.20
294-401-017-2	22653-7	73	1	2/10/1997	1,494	19	\$541.84	\$166.86	\$171.08
294-401-018-3	22653-7	72	1	2/10/1997	1,712	19	\$541.84	\$191.20	\$196.04
294-401-019-4	22653-7	71	1	2/10/1997	1,712	19	\$541.84	\$191.20	\$196.04
294-401-020-4	22653-7	70	1	2/10/1997	1,494	19	\$541.84	\$166.86	\$171.08
294-401-021-5	22653-7	69	1	2/10/1997	1,712	19	\$541.84	\$191.20	\$196.04
294-401-022-6	22653-7	68	1	2/10/1997	1,494	19	\$541.84	\$166.86	\$171.08
294-401-023-7	22653-7	67	1	2/10/1997	1,483	19	\$541.84	\$165.62	\$169.82
294-402-001-0	22653-7	47	1	1/29/1997	1,494	19	\$541.84	\$166.86	\$171.08
294-402-002-1	22653-7	48	1	1/29/1997	1,662	19	\$541.84	\$185.62	\$190.32
294-402-003-2	22653-7	49	1	3/20/1997	1,434	19	\$541.84	\$160.16	\$164.20
294-402-004-3	22653-7	50	1	2/10/1997	1,494	19	\$541.84	\$166.86	\$171.08
294-402-005-4	22653-7	51	1	4/23/1996	1,483	19	\$541.84	\$165.62	\$169.82
294-402-006-5	22653-7	52	1	4/23/1996	1,494	19	\$541.84	\$166.86	\$171.08
294-402-007-6	22653-7	53	1	4/23/1996	1,712	19	\$541.84	\$191.20	\$196.04
294-402-008-7	22653-7	54	1	4/23/1996	1,662	19	\$541.84	\$185.62	\$190.32

**Community Facilities District No. 2
Riverside Unified School District**

Fiscal Year 2011-2012 Special Tax Levy

<u>Assessor's Parcel Number</u>	<u>Tract</u>	<u>Lot</u>	<u>Number of Units</u>	<u>Permit Date</u>	<u>Building Sq. Ft.</u>	<u>Plan Area</u>	<u>FY 2011-12 Maximum Special Tax</u>	<u>FY 2011-12 Special Tax Levy</u>	<u>FY 2010-11 Special Tax Levy</u>
294-402-009-8	22653-7	55	1	4/23/1996	1,434	19	\$541.84	\$160.16	\$164.20
294-402-010-8	22653-7	56	1	4/23/1996	1,712	19	\$541.84	\$191.20	\$196.04
294-402-011-9	22653-7	57	1	4/23/1996	1,712	19	\$541.84	\$191.20	\$196.04
294-402-012-0	22653-7	58	1	2/10/1997	1,434	19	\$541.84	\$160.16	\$164.20
294-402-013-1	22653-7	59	1	2/10/1997	1,494	19	\$541.84	\$166.86	\$171.08
294-402-014-2	22653-7	60	1	2/10/1997	1,712	19	\$541.84	\$191.20	\$196.04
294-402-015-3	22653-7	61	1	2/10/1997	1,483	19	\$541.84	\$165.62	\$169.82
294-402-016-4	22653-7	62	1	2/10/1997	1,712	19	\$541.84	\$191.20	\$196.04
294-402-017-5	22653-7	63	1	2/10/1997	1,494	19	\$541.84	\$166.86	\$171.08
294-402-018-6	22653-7	64	1	8/27/1996	1,483	19	\$541.84	\$165.62	\$169.82
294-402-019-7	22653-7	65	1	2/10/1997	1,494	19	\$541.84	\$166.86	\$171.08
294-402-020-7	22653-7	66	1	2/10/1997	1,712	19	\$541.84	\$191.20	\$196.04
294-402-021-8	22653-5	08	1	7/18/1997	3,270	19	\$541.84	\$365.20	\$374.44
294-402-022-9	22653-5	07	1	7/18/1997	2,855	19	\$541.84	\$318.84	\$326.92
294-402-023-0	22653-5	06	1	7/18/1997	2,588	19	\$541.84	\$289.02	\$296.34
294-402-024-1	22653-5	05	1	7/18/1997	3,270	19	\$541.84	\$365.20	\$374.44
294-402-025-2	22653-5	04	1	7/18/1997	2,855	19	\$541.84	\$318.84	\$326.92
294-402-026-3	22653-5	03	1	7/18/1997	2,588	19	\$541.84	\$289.02	\$296.34
294-402-027-4	22653-5	02	1	7/18/1997	3,270	19	\$541.84	\$365.20	\$374.44
294-402-028-5	22653-5	01	1	7/18/1997	2,855	19	\$541.84	\$318.84	\$326.92
294-411-001-8	22653-4	1	1	11/16/1995	3,165	19	\$541.84	\$353.46	\$362.40
294-411-002-9	22653-4	2	1	11/16/1995	2,627	19	\$541.84	\$293.38	\$300.80
294-411-003-0	22653-4	3	1	11/16/1995	2,953	19	\$541.84	\$329.80	\$338.14
294-411-004-1	22653-4	4	1	11/16/1995	2,627	19	\$541.84	\$293.38	\$300.80
294-411-005-2	22653-4	5	1	11/16/1995	2,953	19	\$541.84	\$329.80	\$338.14
294-411-006-3	22653-4	6	1	11/16/1995	3,165	19	\$541.84	\$353.46	\$362.40
294-411-007-4	22653-4	7	1	11/16/1995	2,627	19	\$541.84	\$293.38	\$300.80
294-411-008-5	22653-4	8	1	11/16/1995	2,165	19	\$541.84	\$241.78	\$247.90
294-411-009-6	22653-4	9	1	11/16/1995	3,165	19	\$541.84	\$353.46	\$362.40
294-411-010-6	22653-4	10	1	6/18/1996	2,953	19	\$541.84	\$329.80	\$338.14
294-411-011-7	22653-4	11	1	6/18/1996	2,627	19	\$541.84	\$293.38	\$300.80
294-411-012-8	22653-4	12	1	6/18/1996	3,165	19	\$541.84	\$353.46	\$362.40
294-411-013-9	22653-4	13	1	6/18/1996	2,627	19	\$541.84	\$293.38	\$300.80
294-411-014-0	22653-4	14	1	6/18/1996	3,165	19	\$541.84	\$353.46	\$362.40
294-411-015-1	22653-4	15	1	6/18/1996	2,953	19	\$541.84	\$329.80	\$338.14
294-411-016-2	22653-4	16	1	6/18/1996	3,165	19	\$541.84	\$353.46	\$362.40
294-411-017-3	22653-4	17	1	6/18/1996	2,953	19	\$541.84	\$329.80	\$338.14
294-411-018-4	22653-4	18	1	6/18/1996	3,165	19	\$541.84	\$353.46	\$362.40
294-411-019-5	22653-4	19	1	6/18/1996	2,165	19	\$541.84	\$241.78	\$247.90
294-412-001-1	22653-4	20	1	8/14/1995	3,165	19	\$541.84	\$353.46	\$362.40
294-412-002-2	22653-4	21	1	8/14/1995	2,627	19	\$541.84	\$293.38	\$300.80
294-412-003-3	22653-4	22	1	8/14/1995	2,165	19	\$541.84	\$241.78	\$247.90
294-412-004-4	22653-4	23	1	6/18/1996	2,953	19	\$541.84	\$329.80	\$338.14
294-412-005-5	22653-4	24	1	6/18/1996	3,165	19	\$541.84	\$353.46	\$362.40
294-412-006-6	22653-4	25	1	8/14/1995	2,165	19	\$541.84	\$241.78	\$247.90
294-412-007-7	22653-4	26	1	8/14/1995	2,627	19	\$541.84	\$293.38	\$300.80
294-412-008-8	22653-4	27	1	8/14/1995	2,953	19	\$541.84	\$329.80	\$338.14
294-412-009-9	22653-4	28	1	8/14/1995	3,165	19	\$541.84	\$353.46	\$362.40
294-412-010-9	22653-4	29	1	8/14/1995	2,165	19	\$541.84	\$241.78	\$247.90

**Community Facilities District No. 2
Riverside Unified School District**

Fiscal Year 2011-2012 Special Tax Levy

<u>Assessor's Parcel Number</u>	<u>Tract</u>	<u>Lot</u>	<u>Number of Units</u>	<u>Permit Date</u>	<u>Building Sq. Ft.</u>	<u>Plan Area</u>	<u>FY 2011-12 Maximum Special Tax</u>	<u>FY 2011-12 Special Tax Levy</u>	<u>FY 2010-11 Special Tax Levy</u>
294-412-011-0	22653-4	30	1	8/14/1995	2,627	19	\$541.84	\$293.38	\$300.80
294-412-012-1	22653-4	31	1	8/14/1995	3,165	19	\$541.84	\$353.46	\$362.40
294-412-013-2	22653-4	32	1	8/14/1995	2,953	19	\$541.84	\$329.80	\$338.14
294-412-014-3	22653-4	33	1	8/14/1995	2,165	19	\$541.84	\$241.78	\$247.90
294-412-015-4	22653-4	34	1	12/28/1996	2,953	19	\$541.84	\$329.80	\$338.14
294-412-016-5	22653-4	35	1	12/28/1996	2,627	19	\$541.84	\$293.38	\$300.80
294-412-017-6	22653-4	53	1	7/18/1997	2,401	19	\$541.84	\$268.14	\$274.92
294-412-018-7	22653-4	54	1	4/5/1996	2,627	19	\$541.84	\$293.38	\$300.80
294-412-019-8	22653-4	55	1	4/5/1996	3,165	19	\$541.84	\$353.46	\$362.40
294-412-020-8	22653-4	56	1	4/5/1996	2,953	19	\$541.84	\$329.80	\$338.14
294-412-021-9	22653-4	57	1	6/18/1996	2,627	19	\$541.84	\$293.38	\$300.80
294-412-022-0	22653-4	58	1	6/18/1996	2,953	19	\$541.84	\$329.80	\$338.14
294-412-023-1	22653-4	59	1	6/18/1996	3,165	19	\$541.84	\$353.46	\$362.40
294-412-024-2	22653-4	60	1	6/18/1996	2,953	19	\$541.84	\$329.80	\$338.14
294-412-025-3	22653-4	61	1	6/18/1996	2,165	19	\$541.84	\$241.78	\$247.90
294-412-026-4	22653-4	62	1	6/18/1996	2,953	19	\$541.84	\$329.80	\$338.14
294-412-027-5	22653-4	63	1	6/18/1996	3,165	19	\$541.84	\$353.46	\$362.40
294-421-001-9	22653-4	36	1	12/28/1996	2,165	19	\$541.84	\$241.78	\$247.90
294-421-002-0	22653-4	37	1	12/28/1996	3,165	19	\$541.84	\$353.46	\$362.40
294-421-003-1	22653-4	38	1	3/22/1996	2,953	19	\$541.84	\$329.80	\$338.14
294-421-004-2	22653-4	39	1	3/22/1996	2,165	19	\$541.84	\$241.78	\$247.90
294-421-005-3	22653-4	40	1	3/22/1996	2,627	19	\$541.84	\$293.38	\$300.80
294-421-006-4	22653-4	41	1	3/22/1996	2,953	19	\$541.84	\$329.80	\$338.14
294-421-007-5	22653-4	42	1	4/29/1996	2,627	19	\$541.84	\$293.38	\$300.80
294-421-008-6	22653-4	43	1	4/29/1996	3,165	19	\$541.84	\$353.46	\$362.40
294-421-009-7	22653-4	44	1	4/29/1996	2,953	19	\$541.84	\$329.80	\$338.14
294-421-010-7	22653-4	45	1	4/29/1996	2,627	19	\$541.84	\$293.38	\$300.80
294-421-011-8	22653-4	46	1	4/29/1996	3,165	19	\$541.84	\$353.46	\$362.40
294-421-012-9	22653-4	47	1	4/5/1996	2,953	19	\$541.84	\$329.80	\$338.14
294-421-013-0	22653-4	48	1	4/5/1996	3,165	19	\$541.84	\$353.46	\$362.40
294-421-014-1	22653-4	49	1	4/5/1996	2,627	19	\$541.84	\$293.38	\$300.80
294-421-015-2	22653-4	50	1	4/5/1996	2,953	19	\$541.84	\$329.80	\$338.14
294-421-016-3	22653-4	51	1	4/5/1996	2,627	19	\$541.84	\$293.38	\$300.80
294-421-017-4	22653-4	52	1	4/5/1996	2,953	19	\$541.84	\$329.80	\$338.14
294-422-001-2	22653-4	64	1	6/18/1996	3,165	19	\$541.84	\$353.46	\$362.40
294-422-002-3	22653-4	65	1	6/18/1996	2,165	19	\$541.84	\$241.78	\$247.90
294-422-003-4	22653-4	66	1	6/18/1996	2,627	19	\$541.84	\$293.38	\$300.80
294-422-004-5	22653-4	67	1	6/18/1996	2,953	19	\$541.84	\$329.80	\$338.14
294-422-005-6	22653-4	68	1	6/18/1996	2,627	19	\$541.84	\$293.38	\$300.80
294-422-006-7	22653-4	69	1	6/18/1996	2,953	19	\$541.84	\$329.80	\$338.14
294-422-007-8	22653-4	70	1	6/18/1996	2,627	19	\$541.84	\$293.38	\$300.80
294-422-008-9	22653-2	87	1	8/13/1997	2,038	19	\$541.84	\$227.60	\$233.36
294-422-009-0	22653-2	86	1	8/13/1997	2,348	19	\$541.84	\$262.22	\$268.86
294-422-010-0	22653-2	85	1	8/13/1997	2,173	19	\$541.84	\$242.68	\$248.82
294-422-011-1	22653-2	84	1	8/13/1997	2,348	19	\$541.84	\$262.22	\$268.86
294-422-012-2	22653-2	83	1	8/13/1997	2,173	19	\$541.84	\$242.68	\$248.82
294-422-013-3	22653-2	82	1	8/13/1997	2,038	19	\$541.84	\$227.60	\$233.36
294-422-014-4	22653-2	81	1	8/13/1997	2,348	19	\$541.84	\$262.22	\$268.86
294-423-001-5	22653-4	71	1	4/29/1996	3,165	19	\$541.84	\$353.46	\$362.40

**Community Facilities District No. 2
Riverside Unified School District**

Fiscal Year 2011-2012 Special Tax Levy

<u>Assessor's Parcel Number</u>	<u>Tract</u>	<u>Lot</u>	<u>Number of Units</u>	<u>Permit Date</u>	<u>Building Sq. Ft.</u>	<u>Plan Area</u>	<u>FY 2011-12 Maximum Special Tax</u>	<u>FY 2011-12 Special Tax Levy</u>	<u>FY 2010-11 Special Tax Levy</u>
294-423-002-6	22653-4	72	1	4/29/1996	2,953	19	\$541.84	\$329.80	\$338.14
294-423-003-7	22653-4	73	1	4/29/1996	2,627	19	\$541.84	\$293.38	\$300.80
294-423-004-8	22653-4	74	1	3/22/1996	3,165	19	\$541.84	\$353.46	\$362.40
294-423-005-9	22653-4	75	1	3/22/1996	2,953	19	\$541.84	\$329.80	\$338.14
294-423-006-0	22653-4	76	1	3/22/1996	3,165	19	\$541.84	\$353.46	\$362.40
294-423-007-1	22653-4	77	1	3/22/1996	2,165	19	\$541.84	\$241.78	\$247.90
294-423-008-2	22653-4	78	1	3/22/1996	3,165	19	\$541.84	\$353.46	\$362.40
294-423-009-3	22653-4	79	1	3/22/1996	2,953	19	\$541.84	\$329.80	\$338.14
294-423-010-3	22653-4	80	1	3/4/1996	2,627	19	\$541.84	\$293.38	\$300.80
294-423-011-4	22653-4	81	1	3/4/1996	2,953	19	\$541.84	\$329.80	\$338.14
294-423-012-5	22653-4	82	1	3/4/1996	2,627	19	\$541.84	\$293.38	\$300.80
294-424-001-8	22653-4	83	1	3/4/1996	3,165	19	\$541.84	\$353.46	\$362.40
294-424-002-9	22653-4	84	1	3/4/1996	2,627	19	\$541.84	\$293.38	\$300.80
294-424-003-0	22653-4	85	1	3/4/1996	2,165	19	\$541.84	\$241.78	\$247.90
294-424-004-1	22653-4	86	1	3/4/1996	2,953	19	\$541.84	\$329.80	\$338.14
294-424-005-2	22653-4	87	1	3/4/1996	2,165	19	\$541.84	\$241.78	\$247.90
294-424-006-3	22653-4	88	1	12/28/1996	2,627	19	\$541.84	\$293.38	\$300.80
294-424-007-4	22653-4	89	1	12/28/1996	3,165	19	\$541.84	\$353.46	\$362.40
294-424-008-5	22653-4	90	1	12/28/1996	2,953	19	\$541.84	\$329.80	\$338.14
294-424-009-6	22653-4	91	1	12/28/1996	2,627	19	\$541.84	\$293.38	\$300.80
294-424-010-6	22653-4	92	1	12/28/1996	2,165	19	\$541.84	\$241.78	\$247.90
294-431-001-0	22653-1	62	1	2/10/1997	2,050	19	\$541.84	\$228.94	\$234.74
294-431-002-1	22653-1	63	1	1/7/1997	1,810	19	\$541.84	\$202.14	\$207.26
294-431-003-2	22653-1	64	1	1/7/1997	1,776	19	\$541.84	\$198.34	\$203.36
294-431-004-3	22653-1	65	1	10/20/1999	1,776	19	\$541.84	\$198.34	\$203.36
294-431-005-4	22653-1	66	1	10/7/1997	1,776	19	\$541.84	\$198.34	\$203.36
294-431-006-5	22653-1	67	1	10/7/1997	1,810	19	\$541.84	\$202.14	\$207.26
294-431-007-6	22653-1	68	1	10/7/1997	2,050	19	\$541.84	\$228.94	\$234.74
294-431-008-7	22653-1	69	1	10/7/1997	1,810	19	\$541.84	\$202.14	\$207.26
294-431-009-8	22653-1	70	1	10/7/1997	2,050	19	\$541.84	\$228.94	\$234.74
294-431-010-8	22653-1	71	1	2/10/1997	1,810	19	\$541.84	\$202.14	\$207.26
294-431-011-9	22653-1	72	1	10/7/1997	1,776	19	\$541.84	\$198.34	\$203.36
294-431-012-0	22653-1	73	1	10/7/1997	1,776	19	\$541.84	\$198.34	\$203.36
294-431-013-1	22653-1	74	1	10/7/1997	2,050	19	\$541.84	\$228.94	\$234.74
294-431-014-2	22653-1	75	1	10/7/1997	1,810	19	\$541.84	\$202.14	\$207.26
294-431-015-3	22653-1	76	1	10/7/1997	1,776	19	\$541.84	\$198.34	\$203.36
294-431-016-4	22653-1	77	1	10/7/1997	2,050	19	\$541.84	\$228.94	\$234.74
294-431-017-5	22653-1	78	1	10/7/1997	1,810	19	\$541.84	\$202.14	\$207.26
294-431-018-6	22653-1	79	1	10/7/1997	2,050	19	\$541.84	\$228.94	\$234.74
294-431-019-7	22653-1	80	1	10/7/1997	1,776	19	\$541.84	\$198.34	\$203.36
294-431-020-7	22653-1	81	1	4/9/1997	1,960	19	\$541.84	\$218.90	\$224.44
294-431-021-8	22653-1	82	1	4/9/1997	1,700	19	\$541.84	\$189.86	\$194.66
294-431-022-9	22653-1	83	1	4/9/1997	1,960	19	\$541.84	\$218.90	\$224.44
294-431-023-0	22653-1	84	1	4/9/1997	1,960	19	\$541.84	\$218.90	\$224.44
294-431-024-1	22653-1	85	1	4/9/1997	1,700	19	\$541.84	\$189.86	\$194.66
294-431-025-2	22653-1	86	1	4/9/1997	2,097	19	\$541.84	\$234.20	\$240.12
294-431-026-3	22653-1	87	1	4/9/1997	1,960	19	\$541.84	\$218.90	\$224.44
294-431-027-4	22653-1	88	1	4/9/1997	1,700	19	\$541.84	\$189.86	\$194.66
294-431-028-5	22653-1	89	1	12/11/1996	1,700	19	\$541.84	\$189.86	\$194.66

**Community Facilities District No. 2
Riverside Unified School District**

Fiscal Year 2011-2012 Special Tax Levy

<u>Assessor's Parcel Number</u>	<u>Tract</u>	<u>Lot</u>	<u>Number of Units</u>	<u>Permit Date</u>	<u>Building Sq. Ft.</u>	<u>Plan Area</u>	<u>FY 2011-12 Maximum Special Tax</u>	<u>FY 2011-12 Special Tax Levy</u>	<u>FY 2010-11 Special Tax Levy</u>
294-431-029-6	22653-1	90	1	12/11/1996	2,097	19	\$541.84	\$234.20	\$240.12
294-432-001-3	22653-1	35	1	9/27/1996	1,960	19	\$541.84	\$218.90	\$224.44
294-432-002-4	22653-1	36	1	9/27/1996	2,097	19	\$541.84	\$234.20	\$240.12
294-432-003-5	22653-1	37	1	9/27/1996	1,960	19	\$541.84	\$218.90	\$224.44
294-433-001-6	22653-1	38	1	9/27/1996	1,700	19	\$541.84	\$189.86	\$194.66
294-433-002-7	22653-1	39	1	9/27/1996	1,960	19	\$541.84	\$218.90	\$224.44
294-433-003-8	22653-1	40	1	4/9/1997	2,097	19	\$541.84	\$234.20	\$240.12
294-433-004-9	22653-1	41	1	4/9/1997	1,960	19	\$541.84	\$218.90	\$224.44
294-433-005-0	22653-1	42	1	4/9/1997	2,097	19	\$541.84	\$234.20	\$240.12
294-433-006-1	22653-1	43	1	4/9/1997	1,960	19	\$541.84	\$218.90	\$224.44
294-433-007-2	22653-1	44	1	4/9/1997	2,097	19	\$541.84	\$234.20	\$240.12
294-433-008-3	22653-1	45	1	4/9/1997	1,700	19	\$541.84	\$189.86	\$194.66
294-433-009-4	22653-1	46	1	4/9/1997	1,960	19	\$541.84	\$218.90	\$224.44
294-433-010-4	22653-1	47	1	4/9/1997	2,097	19	\$541.84	\$234.20	\$240.12
294-433-011-5	22653-1	48	1	4/9/1997	1,960	19	\$541.84	\$218.90	\$224.44
294-433-012-6	22653-1	49	1	4/9/1997	1,960	19	\$541.84	\$218.90	\$224.44
294-433-013-7	22653-1	50	1	4/9/1997	1,700	19	\$541.84	\$189.86	\$194.66
294-433-014-8	22653-1	51	1	10/7/1997	2,050	19	\$541.84	\$228.94	\$234.74
294-433-015-9	22653-1	52	1	10/7/1997	1,810	19	\$541.84	\$202.14	\$207.26
294-433-016-0	22653-2	58	1	6/10/1998	2,038	19	\$541.84	\$227.60	\$233.36
294-433-017-1	22653-2	59	1	6/10/1998	2,242	19	\$541.84	\$250.38	\$256.72
294-433-018-2	22653-2	60	1	6/10/1998	2,348	19	\$541.84	\$262.22	\$268.86
294-433-019-3	22653-2	61	1	6/10/1998	2,348	19	\$541.84	\$262.22	\$268.86
294-433-020-3	22653-2	62	1	6/10/1998	2,173	19	\$541.84	\$242.68	\$248.82
294-433-021-4	22653-2	63	1	6/10/1998	2,348	19	\$541.84	\$262.22	\$268.86
294-433-022-5	22653-2	64	1	6/10/1998	2,038	19	\$541.84	\$227.60	\$233.36
294-433-023-6	22653-2	65	1	6/10/1998	2,348	19	\$541.84	\$262.22	\$268.86
294-433-024-7	22653-2	66	1	6/10/1998	2,173	19	\$541.84	\$242.68	\$248.82
294-433-025-8	22653-2	67	1	4/3/1998	2,405	19	\$541.84	\$268.60	\$275.38
294-433-026-9	22653-2	68	1	4/3/1998	2,038	19	\$541.84	\$227.60	\$233.36
294-433-027-0	22653-2	69	1	4/3/1998	2,243	19	\$541.84	\$250.50	\$256.84
294-433-028-1	22653-2	70	1	4/3/1998	2,405	19	\$541.84	\$268.60	\$275.38
294-433-029-2	22653-2	71	1	4/3/1998	2,243	19	\$541.84	\$250.50	\$256.84
294-433-030-2	22653-2	72	1	4/3/1998	2,405	19	\$541.84	\$268.60	\$275.38
294-433-031-3	22653-2	73	1	4/3/1998	2,038	19	\$541.84	\$227.60	\$233.36
294-433-032-4	22653-2	74	1	5/20/1998	2,348	19	\$541.84	\$262.22	\$268.86
294-433-033-5	22653-2	75	1	5/20/1998	2,348	19	\$541.84	\$262.22	\$268.86
294-433-034-6	22653-2	76	1	5/20/1998	2,173	19	\$541.84	\$242.68	\$248.82
294-433-035-7	22653-2	77	1	5/20/1998	2,038	19	\$541.84	\$227.60	\$233.36
294-433-036-8	22653-2	78	1	5/20/1998	2,348	19	\$541.84	\$262.22	\$268.86
294-433-037-9	22653-2	79	1	6/10/1998	2,173	19	\$541.84	\$242.68	\$248.82
294-433-038-0	22653-2	80	1	6/10/1998	2,038	19	\$541.84	\$227.60	\$233.36
294-434-001-9	22653-1	53	1	10/7/1997	1,776	19	\$541.84	\$198.34	\$203.36
294-434-002-0	22653-1	54	1	10/7/1997	2,050	19	\$541.84	\$228.94	\$234.74
294-434-003-1	22653-1	55	1	10/7/1997	1,810	19	\$541.84	\$202.14	\$207.26
294-434-004-2	22653-1	56	1	10/7/1997	1,776	19	\$541.84	\$198.34	\$203.36
294-434-005-3	22653-1	57	1	10/7/1997	3,270	19	\$541.84	\$365.20	\$374.44
294-434-006-4	22653-1	58	1	7/14/1997	2,621	19	\$541.84	\$292.72	\$300.12
294-434-007-5	22653-1	59	1	1/19/1999	2,855	19	\$541.84	\$318.84	\$326.92

**Community Facilities District No. 2
Riverside Unified School District**

Fiscal Year 2011-2012 Special Tax Levy

<u>Assessor's Parcel Number</u>	<u>Tract</u>	<u>Lot</u>	<u>Number of Units</u>	<u>Permit Date</u>	<u>Building Sq. Ft.</u>	<u>Plan Area</u>	<u>FY 2011-12 Maximum Special Tax</u>	<u>FY 2011-12 Special Tax Levy</u>	<u>FY 2010-11 Special Tax Levy</u>
294-434-008-6	22653-1	60	1	1/19/1999	3,270	19	\$541.84	\$365.20	\$374.44
294-434-009-7	22653-1	61	1	1/19/1999	2,588	19	\$541.84	\$289.02	\$296.34
294-434-010-7	22653-2	57	1	6/10/1998	2,173	19	\$541.84	\$242.68	\$248.82
294-434-011-8	22653-2	56	1	6/4/1997	2,348	19	\$541.84	\$262.22	\$268.86
294-434-012-9	22653-2	55	1	6/4/1997	2,038	19	\$541.84	\$227.60	\$233.36
294-434-013-0	22653-2	11	1	6/10/1998	2,038	19	\$541.84	\$227.60	\$233.36
294-434-014-1	22653-2	10	1	6/10/1998	2,173	19	\$541.84	\$242.68	\$248.82
294-434-015-2	22653-2	09	1	6/10/1998	2,348	19	\$541.84	\$262.22	\$268.86
294-434-016-3	22653-2	08	1	6/10/1998	2,038	19	\$541.84	\$227.60	\$233.36
294-434-017-4	22653-2	07	1	6/10/1998	2,348	19	\$541.84	\$262.22	\$268.86
294-434-018-5	22653-2	06	1	6/10/1998	2,038	19	\$541.84	\$227.60	\$233.36
294-434-019-6	22653-2	05	1	6/10/1998	2,242	19	\$541.84	\$250.38	\$256.72
294-434-020-6	22653-2	04	1	6/10/1998	2,348	19	\$541.84	\$262.22	\$268.86
294-434-021-7	22653-2	03	1	6/10/1998	2,242	19	\$541.84	\$250.38	\$256.72
294-434-022-8	22653-2	02	1	6/10/1998	2,348	19	\$541.84	\$262.22	\$268.86
294-434-023-9	22653-2	01	1	6/10/1998	2,242	19	\$541.84	\$250.38	\$256.72
294-441-001-1	22653-1	01	1	1/23/1998	1,776	19	\$541.84	\$198.34	\$203.36
294-441-002-2	22653-1	02	1	10/7/1997	2,050	19	\$541.84	\$228.94	\$234.74
294-441-003-3	22653-1	03	1	10/7/1997	1,810	19	\$541.84	\$202.14	\$207.26
294-441-004-4	22653-1	04	1	10/7/1997	2,050	19	\$541.84	\$228.94	\$234.74
294-441-005-5	22653-1	05	1	10/7/1997	1,776	19	\$541.84	\$198.34	\$203.36
294-441-006-6	22653-1	06	1	10/7/1997	1,810	19	\$541.84	\$202.14	\$207.26
294-441-007-7	22653-1	07	1	10/7/1997	2,050	19	\$541.84	\$228.94	\$234.74
294-441-008-8	22653-1	08	1	10/7/1997	1,810	19	\$541.84	\$202.14	\$207.26
294-441-009-9	22653-1	09	1	10/7/1997	2,050	19	\$541.84	\$228.94	\$234.74
294-441-011-0	22653-1	11	1	11/11/1995	2,097	19	\$541.84	\$234.20	\$240.12
294-441-012-1	22653-1	12	1	11/11/1995	1,960	19	\$541.84	\$218.90	\$224.44
294-441-013-2	22653-1	13	1	11/11/1995	1,700	19	\$541.84	\$189.86	\$194.66
294-441-014-3	22653-1	14	1	4/9/1997	2,097	19	\$541.84	\$234.20	\$240.12
294-441-015-4	22653-1	15	1	11/11/1995	1,700	19	\$541.84	\$189.86	\$194.66
294-441-016-5	22653-1	16	1	11/11/1995	2,097	19	\$541.84	\$234.20	\$240.12
294-441-019-8	22653-1	19	1	11/11/1995	2,097	19	\$541.84	\$234.20	\$240.12
294-441-020-8	22653-1	20	1	11/11/1995	2,097	19	\$541.84	\$234.20	\$240.12
294-441-021-9	22653-1	21	1	11/11/1995	1,960	19	\$541.84	\$218.90	\$224.44
294-441-022-0	22653-1	22	1	11/11/1995	1,700	19	\$541.84	\$189.86	\$194.66
294-441-023-1	22653-1	23	1	11/11/1995	1,960	19	\$541.84	\$218.90	\$224.44
294-441-024-2	22653-1	24	1	11/11/1995	2,097	19	\$541.84	\$234.20	\$240.12
294-441-025-3	22653-1	25	1	11/11/1995	1,960	19	\$541.84	\$218.90	\$224.44
294-441-026-4	22653-1	26	1	11/11/1995	1,700	19	\$541.84	\$189.86	\$194.66
294-441-027-5	22653-1	27	1	11/11/1995	1,960	19	\$541.84	\$218.90	\$224.44
294-441-028-6	22653-1	28	1	11/11/1995	2,097	19	\$541.84	\$234.20	\$240.12
294-441-029-7	22653-1	29	1	11/11/1995	1,960	19	\$541.84	\$218.90	\$224.44
294-441-030-7	22653-1	30	1	11/11/1995	2,097	19	\$541.84	\$234.20	\$240.12
294-441-031-8	22653-1	31	1	9/27/1996	2,097	19	\$541.84	\$234.20	\$240.12
294-441-032-9	22653-1	32	1	9/27/1996	1,960	19	\$541.84	\$218.90	\$224.44
294-441-033-0	22653-1	33	1	9/27/1996	2,097	19	\$541.84	\$234.20	\$240.12
294-441-034-1	22653-1	34	1	9/27/1996	1,960	19	\$541.84	\$218.90	\$224.44
294-441-035-2	22653-1	10	1	10/7/1997	1,776	19	\$541.84	\$198.34	\$203.36
294-441-038-5	22653-1	18	1	11/11/1995	2,097	19	\$541.84	\$234.20	\$240.12

**Community Facilities District No. 2
Riverside Unified School District**

Fiscal Year 2011-2012 Special Tax Levy

<u>Assessor's Parcel Number</u>	<u>Tract</u>	<u>Lot</u>	<u>Number of Units</u>	<u>Permit Date</u>	<u>Building Sq. Ft.</u>	<u>Plan Area</u>	<u>FY 2011-12 Maximum Special Tax</u>	<u>FY 2011-12 Special Tax Levy</u>	<u>FY 2010-11 Special Tax Levy</u>
294-441-039-6	22653-1	17	1	11/11/1995	1,960	19	\$541.84	\$218.90	\$224.44
294-442-001-4	22653-1	110	1	11/11/1995	1,700	19	\$541.84	\$189.86	\$194.66
294-442-002-5	22653-1	109	1	11/11/1995	2,097	19	\$541.84	\$234.20	\$240.12
294-442-003-6	22653-1	108	1	11/11/1995	1,960	19	\$541.84	\$218.90	\$224.44
294-442-004-7	22653-1	107	1	11/11/1995	1,960	19	\$541.84	\$218.90	\$224.44
294-442-005-8	22653-1	106	1	11/11/1995	2,097	19	\$541.84	\$234.20	\$240.12
294-442-006-9	22653-1	105	1	11/11/1995	1,960	19	\$541.84	\$218.90	\$224.44
294-442-007-0	22653-1	104	1	11/11/1995	2,097	19	\$541.84	\$234.20	\$240.12
294-442-008-1	22653-1	103	1	11/11/1995	1,700	19	\$541.84	\$189.86	\$194.66
294-442-009-2	22653-1	102	1	11/11/1995	1,960	19	\$541.84	\$218.90	\$224.44
294-442-010-2	22653-1	101	1	11/11/1995	1,960	19	\$541.84	\$218.90	\$224.44
294-442-011-3	22653-1	100	1	11/11/1995	2,097	19	\$541.84	\$234.20	\$240.12
294-442-012-4	22653-1	99	1	5/17/1996	1,960	19	\$541.84	\$218.90	\$224.44
294-442-013-5	22653-1	98	1	5/17/1996	1,700	19	\$541.84	\$189.86	\$194.66
294-442-014-6	22653-1	97	1	5/17/1996	2,097	19	\$541.84	\$234.20	\$240.12
294-442-015-7	22653-1	96	1	5/17/1996	1,960	19	\$541.84	\$218.90	\$224.44
294-442-016-8	22653-1	95	1	9/27/1996	2,097	19	\$541.84	\$234.20	\$240.12
294-442-017-9	22653-1	94	1	9/27/1996	1,960	19	\$541.84	\$218.90	\$224.44
294-442-018-0	22653-1	93	1	9/27/1996	2,097	19	\$541.84	\$234.20	\$240.12
294-442-019-1	22653-1	92	1	9/27/1996	1,700	19	\$541.84	\$189.86	\$194.66
294-442-020-1	22653-1	91	1	9/27/1996	1,960	19	\$541.84	\$218.90	\$224.44
294-451-001-2	22653-5	16	1	7/18/1997	3,270	19	\$541.84	\$365.20	\$374.44
294-451-002-3	22653-5	15	1	7/18/1997	2,588	19	\$541.84	\$289.02	\$296.34
294-451-003-4	22653-5	14	1	7/18/1997	2,855	19	\$541.84	\$318.84	\$326.92
294-451-004-5	22653-5	13	1	7/18/1997	2,588	19	\$541.84	\$289.02	\$296.34
294-451-005-6	22653-3	58	1	6/13/1998	2,401	19	\$541.84	\$268.14	\$274.92
294-451-006-7	22653-3	59	1	6/13/1998	2,588	19	\$541.84	\$289.02	\$296.34
294-451-007-8	22653-3	60	1	6/13/1998	3,270	19	\$541.84	\$365.20	\$374.44
294-451-008-9	22653-3	61	1	6/13/1998	2,855	19	\$541.84	\$318.84	\$326.92
294-451-009-0	22653-3	62	1	6/13/1998	3,270	19	\$541.84	\$365.20	\$374.44
294-451-010-0	22653-3	63	1	6/13/1998	2,588	19	\$541.84	\$289.02	\$296.34
294-451-011-1	22653-3	64	1	6/13/1998	2,855	19	\$541.84	\$318.84	\$326.92
294-451-012-2	22653-3	65	1	6/13/1998	3,270	19	\$541.84	\$365.20	\$374.44
294-451-013-3	22653-3	66	1	6/13/1998	2,588	19	\$541.84	\$289.02	\$296.34
294-451-014-4	22653-3	67	1	6/13/1998	2,855	19	\$541.84	\$318.84	\$326.92
294-451-015-5	22653-3	68	1	6/13/1998	2,401	19	\$541.84	\$268.14	\$274.92
294-451-016-6	22653-3	69	1	6/13/1998	3,270	19	\$541.84	\$365.20	\$374.44
294-452-001-5	22653-5	12	1	7/18/1997	2,401	19	\$541.84	\$268.14	\$274.92
294-452-002-6	22653-5	11	1	7/18/1997	2,588	19	\$541.84	\$289.02	\$296.34
294-452-003-7	22653-5	10	1	7/18/1997	2,855	19	\$541.84	\$318.84	\$326.92
294-452-004-8	22653-5	09	1	7/18/1997	3,270	19	\$541.84	\$365.20	\$374.44
294-452-005-9	22653-5	17	1	7/18/1997	3,270	19	\$541.84	\$365.20	\$374.44
294-452-006-0	22653-5	18	1	7/18/1997	2,855	19	\$541.84	\$318.84	\$326.92
294-452-007-1	22653-5	19	1	7/18/1997	3,270	19	\$541.84	\$365.20	\$374.44
294-452-008-2	22653-5	20	1	7/18/1997	2,855	19	\$541.84	\$318.84	\$326.92
294-452-009-3	22653-5	21	1	7/18/1997	3,270	19	\$541.84	\$365.20	\$374.44
294-452-010-3	22653-5	22	1	7/18/1997	2,588	19	\$541.84	\$289.02	\$296.34
294-452-011-4	22653-5	23	1	7/18/1997	2,855	19	\$541.84	\$318.84	\$326.92
294-452-012-5	22653-5	24	1	7/18/1997	3,270	19	\$541.84	\$365.20	\$374.44

**Community Facilities District No. 2
Riverside Unified School District**

Fiscal Year 2011-2012 Special Tax Levy

<u>Assessor's Parcel Number</u>	<u>Tract</u>	<u>Lot</u>	<u>Number of Units</u>	<u>Permit Date</u>	<u>Building Sq. Ft.</u>	<u>Plan Area</u>	<u>FY 2011-12 Maximum Special Tax</u>	<u>FY 2011-12 Special Tax Levy</u>	<u>FY 2010-11 Special Tax Levy</u>
294-452-013-6	22653-5	25	1	7/18/1997	2,855	19	\$541.84	\$318.84	\$326.92
294-452-014-7	22653-5	26	1	7/18/1997	3,270	19	\$541.84	\$365.20	\$374.44
294-452-015-8	22653-5	27	1	7/18/1997	2,588	19	\$541.84	\$289.02	\$296.34
294-452-016-9	22653-5	28	1	7/18/1997	2,855	19	\$541.84	\$318.84	\$326.92
294-452-017-0	22653-5	29	1	7/18/1997	3,270	19	\$541.84	\$365.20	\$374.44
294-452-018-1	22653-5	30	1	7/18/1997	2,588	19	\$541.84	\$289.02	\$296.34
294-452-019-2	22653-5	31	1	7/18/1997	2,855	19	\$541.84	\$318.84	\$326.92
294-452-020-2	22653-5	32	1	7/18/1997	3,270	19	\$541.84	\$365.20	\$374.44
294-452-021-3	22653-5	33	1	7/18/1997	2,588	19	\$541.84	\$289.02	\$296.34
294-452-022-4	22653-5	34	1	7/18/1997	3,270	19	\$541.84	\$365.20	\$374.44
294-452-023-5	22653-5	35	1	10/15/1997	2,855	19	\$541.84	\$318.84	\$326.92
294-453-001-8	22653-5	101	1	7/18/1997	3,270	19	\$541.84	\$365.20	\$374.44
294-453-002-9	22653-5	100	1	7/18/1997	2,855	19	\$541.84	\$318.84	\$326.92
294-453-003-0	22653-5	99	1	7/18/1997	2,588	19	\$541.84	\$289.02	\$296.34
294-453-004-1	22653-5	98	1	7/18/1997	3,270	19	\$541.84	\$365.20	\$374.44
294-453-005-2	22653-5	97	1	7/18/1997	2,855	19	\$541.84	\$318.84	\$326.92
294-453-006-3	22653-5	96	1	7/18/1997	3,270	19	\$541.84	\$365.20	\$374.44
294-453-007-4	22653-5	95	1	7/18/1997	2,588	19	\$541.84	\$289.02	\$296.34
294-453-008-5	22653-5	94	1	7/18/1997	2,855	19	\$541.84	\$318.84	\$326.92
294-453-009-6	22653-5	93	1	7/18/1997	2,401	19	\$541.84	\$268.14	\$274.92
294-453-010-6	22653-5	92	1	12/11/1997	2,401	19	\$541.84	\$268.14	\$274.92
294-453-011-7	22653-5	91	1	12/11/1997	2,855	19	\$541.84	\$318.84	\$326.92
294-453-012-8	22653-5	90	1	12/11/1997	3,270	19	\$541.84	\$365.20	\$374.44
294-453-013-9	22653-5	89	1	12/11/1997	2,588	19	\$541.84	\$289.02	\$296.34
294-453-014-0	22653-5	88	1	12/11/1997	2,855	19	\$541.84	\$318.84	\$326.92
294-453-015-1	22653-5	87	1	12/11/1997	3,270	19	\$541.84	\$365.20	\$374.44
294-453-016-2	22653-5	86	1	12/11/1997	2,588	19	\$541.84	\$289.02	\$296.34
294-453-017-3	22653-5	85	1	12/11/1997	3,270	19	\$541.84	\$365.20	\$374.44
294-453-018-4	22653-5	84	1	12/11/1997	2,855	19	\$541.84	\$318.84	\$326.92
294-453-019-5	22653-5	83	1	12/11/1997	2,588	19	\$541.84	\$289.02	\$296.34
294-453-020-5	22653-5	82	1	12/11/1997	2,401	19	\$541.84	\$268.14	\$274.92
294-453-021-6	22653-5	81	1	12/11/1997	2,401	19	\$541.84	\$268.14	\$274.92
294-453-022-7	22653-5	80	1	12/11/1997	2,588	19	\$541.84	\$289.02	\$296.34
294-453-023-8	22653-5	79	1	12/11/1997	2,855	19	\$541.84	\$318.84	\$326.92
294-453-024-9	22653-5	78	1	12/11/1997	2,401	19	\$541.84	\$268.14	\$274.92
294-453-025-0	22653-5	77	1	12/11/1997	2,855	19	\$541.84	\$318.84	\$326.92
294-453-026-1	22653-5	76	1	12/11/1997	2,855	19	\$541.84	\$318.84	\$326.92
294-453-027-2	22653-5	75	1	12/11/1997	2,588	19	\$541.84	\$289.02	\$296.34
294-453-028-3	22653-5	74	1	10/15/1997	2,401	19	\$541.84	\$268.14	\$274.92
294-453-029-4	22653-3	49	1	6/13/1998	2,401	19	\$541.84	\$268.14	\$274.92
294-453-030-4	22653-3	50	1	6/13/1998	3,270	19	\$541.84	\$365.20	\$374.44
294-453-031-5	22653-3	51	1	6/13/1998	2,855	19	\$541.84	\$318.84	\$326.92
294-453-032-6	22653-3	52	1	6/13/1998	3,270	19	\$541.84	\$365.20	\$374.44
294-453-033-7	22653-3	53	1	6/13/1998	2,855	19	\$541.84	\$318.84	\$326.92
294-453-034-8	22653-3	54	1	6/13/1998	3,270	19	\$541.84	\$365.20	\$374.44
294-453-035-9	22653-3	55	1	6/13/1998	2,588	19	\$541.84	\$289.02	\$296.34
294-453-036-0	22653-3	56	1	6/13/1998	2,855	19	\$541.84	\$318.84	\$326.92
294-453-037-1	22653-3	57	1	6/13/1998	3,270	19	\$541.84	\$365.20	\$374.44
294-461-001-3	22653-5	36	1	10/15/1997	2,855	19	\$541.84	\$318.84	\$326.92

**Community Facilities District No. 2
Riverside Unified School District**

Fiscal Year 2011-2012 Special Tax Levy

<u>Assessor's Parcel Number</u>	<u>Tract</u>	<u>Lot</u>	<u>Number of Units</u>	<u>Permit Date</u>	<u>Building Sq. Ft.</u>	<u>Plan Area</u>	<u>FY 2011-12 Maximum Special Tax</u>	<u>FY 2011-12 Special Tax Levy</u>	<u>FY 2010-11 Special Tax Levy</u>
294-461-002-4	22653-5	37	1	10/15/1997	3,270	19	\$541.84	\$365.20	\$374.44
294-461-003-5	22653-5	38	1	10/15/1997	2,855	19	\$541.84	\$318.84	\$326.92
294-461-004-6	22653-5	39	1	10/15/1997	2,401	19	\$541.84	\$268.14	\$274.92
294-461-005-7	22653-5	40	1	10/15/1997	2,588	19	\$541.84	\$289.02	\$296.34
294-461-006-8	22653-5	41	1	8/19/1997	3,270	19	\$541.84	\$365.20	\$374.44
294-461-007-9	22653-5	42	1	8/19/1997	2,855	19	\$541.84	\$318.84	\$326.92
294-461-008-0	22653-5	43	1	8/19/1997	2,401	19	\$541.84	\$268.14	\$274.92
294-461-009-1	22653-5	44	1	8/19/1997	3,270	19	\$541.84	\$365.20	\$374.44
294-461-010-1	22653-5	45	1	8/19/1997	2,588	19	\$541.84	\$289.02	\$296.34
294-461-011-2	22653-5	46	1	8/19/1997	2,855	19	\$541.84	\$318.84	\$326.92
294-461-012-3	22653-5	47	1	6/2/1997	3,270	19	\$541.84	\$365.20	\$374.44
294-461-013-4	22653-5	48	1	6/2/1997	2,588	19	\$541.84	\$289.02	\$296.34
294-461-014-5	22653-5	49	1	6/2/1997	2,855	19	\$541.84	\$318.84	\$326.92
294-461-015-6	22653-5	50	1	6/2/1997	3,270	19	\$541.84	\$365.20	\$374.44
294-461-016-7	22653-5	51	1	7/18/1997	2,855	19	\$541.84	\$318.84	\$326.92
294-461-017-8	22653-5	52	1	7/18/1997	3,270	19	\$541.84	\$365.20	\$374.44
294-461-018-9	22653-5	53	1	7/18/1997	2,401	19	\$541.84	\$268.14	\$274.92
294-461-019-0	22653-5	54	1	6/4/1997	3,270	19	\$541.84	\$365.20	\$374.44
294-461-020-0	22653-5	55	1	6/4/1997	2,855	19	\$541.84	\$318.84	\$326.92
294-461-021-1	22653-5	56	1	6/4/1997	2,588	19	\$541.84	\$289.02	\$296.34
294-461-022-2	22653-5	57	1	6/30/1997	2,401	19	\$541.84	\$268.14	\$274.92
294-461-023-3	22653-5	58	1	7/18/1997	3,270	19	\$541.84	\$365.20	\$374.44
294-461-024-4	22653-5	59	1	7/18/1997	2,855	19	\$541.84	\$318.84	\$326.92
294-461-025-5	22653-5	60	1	7/18/1997	2,588	19	\$541.84	\$289.02	\$296.34
294-461-026-6	22653-3	16	1	6/13/1998	3,270	19	\$541.84	\$365.20	\$374.44
294-461-027-7	22653-3	15	1	6/13/1998	2,588	19	\$541.84	\$289.02	\$296.34
294-462-001-6	22653-5	73	1	10/15/1997	2,855	19	\$541.84	\$318.84	\$326.92
294-462-002-7	22653-5	72	1	10/15/1997	2,855	19	\$541.84	\$318.84	\$326.92
294-462-003-8	22653-5	71	1	10/15/1997	3,270	19	\$541.84	\$365.20	\$374.44
294-462-004-9	22653-5	70	1	10/15/1997	2,588	19	\$541.84	\$289.02	\$296.34
294-462-005-0	22653-3	37	1	6/13/1998	3,270	19	\$541.84	\$365.20	\$374.44
294-462-006-1	22653-3	38	1	6/13/1998	2,588	19	\$541.84	\$289.02	\$296.34
294-462-007-2	22653-3	39	1	6/13/1998	2,855	19	\$541.84	\$318.84	\$326.92
294-462-008-3	22653-3	40	1	6/13/1998	3,270	19	\$541.84	\$365.20	\$374.44
294-462-009-4	22653-3	41	1	6/13/1998	2,588	19	\$541.84	\$289.02	\$296.34
294-462-010-4	22653-3	42	1	6/13/1998	3,270	19	\$541.84	\$365.20	\$374.44
294-462-011-5	22653-3	43	1	6/13/1998	2,855	19	\$541.84	\$318.84	\$326.92
294-462-012-6	22653-3	44	1	6/13/1998	3,270	19	\$541.84	\$365.20	\$374.44
294-462-013-7	22653-3	45	1	6/13/1998	2,855	19	\$541.84	\$318.84	\$326.92
294-462-014-8	22653-3	46	1	6/13/1998	2,588	19	\$541.84	\$289.02	\$296.34
294-462-015-9	22653-3	47	1	6/13/1998	3,270	19	\$541.84	\$365.20	\$374.44
294-462-016-0	22653-3	48	1	6/13/1998	2,855	19	\$541.84	\$318.84	\$326.92
294-463-001-9	22653-5	69	1	8/19/1997	2,401	19	\$541.84	\$268.14	\$274.92
294-463-002-0	22653-5	68	1	8/19/1997	2,588	19	\$541.84	\$289.02	\$296.34
294-463-003-1	22653-5	67	1	6/2/1997	2,855	19	\$541.84	\$318.84	\$326.92
294-463-004-2	22653-5	66	1	6/2/1997	3,270	19	\$541.84	\$365.20	\$374.44
294-463-005-3	22653-5	65	1	6/2/1997	2,588	19	\$541.84	\$289.02	\$296.34
294-463-006-4	22653-5	64	1	6/2/1997	2,855	19	\$541.84	\$318.84	\$326.92
294-463-007-5	22653-5	63	1	7/18/1997	3,270	19	\$541.84	\$365.20	\$374.44

**Community Facilities District No. 2
Riverside Unified School District**

Fiscal Year 2011-2012 Special Tax Levy

<u>Assessor's Parcel Number</u>	<u>Tract</u>	<u>Lot</u>	<u>Number of Units</u>	<u>Permit Date</u>	<u>Building Sq. Ft.</u>	<u>Plan Area</u>	<u>FY 2011-12 Maximum Special Tax</u>	<u>FY 2011-12 Special Tax Levy</u>	<u>FY 2010-11 Special Tax Levy</u>
294-463-008-6	22653-5	62	1	7/18/1997	2,588	19	\$541.84	\$289.02	\$296.34
294-463-009-7	22653-5	61	1	7/18/1997	2,855	19	\$541.84	\$318.84	\$326.92
294-463-010-7	22653-3	17	1	6/13/1998	3,270	19	\$541.84	\$365.20	\$374.44
294-463-011-8	22653-3	26	1	6/13/1998	2,855	19	\$541.84	\$318.84	\$326.92
294-463-012-9	22653-3	27	1	6/13/1998	3,270	19	\$541.84	\$365.20	\$374.44
294-463-013-0	22653-3	28	1	6/13/1998	2,401	19	\$541.84	\$268.14	\$274.92
294-463-014-1	22653-3	29	1	6/13/1998	2,855	19	\$541.84	\$318.84	\$326.92
294-463-015-2	22653-3	30	1	6/13/1998	3,270	19	\$541.84	\$365.20	\$374.44
294-463-016-3	22653-3	31	1	6/13/1998	2,588	19	\$541.84	\$289.02	\$296.34
294-463-017-4	22653-3	32	1	6/13/1998	3,270	19	\$541.84	\$365.20	\$374.44
294-463-018-5	22653-3	33	1	6/13/1998	2,855	19	\$541.84	\$318.84	\$326.92
294-463-019-6	22653-3	34	1	6/13/1998	2,588	19	\$541.84	\$289.02	\$296.34
294-463-020-6	22653-3	35	1	6/13/1998	3,270	19	\$541.84	\$365.20	\$374.44
294-463-021-7	22653-3	36	1	6/13/1998	2,855	19	\$541.84	\$318.84	\$326.92
294-471-001-4	22653-2	88	1	8/13/1997	2,348	19	\$541.84	\$262.22	\$268.86
294-471-002-5	22653-2	89	1	10/2/1997	2,243	19	\$541.84	\$250.50	\$256.84
294-471-003-6	22653-2	90	1	10/2/1997	2,038	19	\$541.84	\$227.60	\$233.36
294-471-004-7	22653-2	91	1	10/2/1997	2,348	19	\$541.84	\$262.22	\$268.86
294-471-005-8	22653-2	92	1	10/2/1997	2,243	19	\$541.84	\$250.50	\$256.84
294-471-006-9	22653-2	93	1	10/2/1997	2,038	19	\$541.84	\$227.60	\$233.36
294-471-007-0	22653-2	94	1	10/2/1997	2,243	19	\$541.84	\$250.50	\$256.84
294-471-008-1	22653-2	95	1	10/2/1997	2,348	19	\$541.84	\$262.22	\$268.86
294-471-009-2	22653-2	96	1	2/20/1998	2,243	19	\$541.84	\$250.50	\$256.84
294-471-010-2	22653-2	97	1	2/20/1998	2,038	19	\$541.84	\$227.60	\$233.36
294-471-011-3	22653-2	98	1	2/20/1998	2,405	19	\$541.84	\$268.60	\$275.38
294-471-012-4	22653-2	99	1	2/20/1998	2,243	19	\$541.84	\$250.50	\$256.84
294-471-013-5	22653-2	100	1	2/20/1998	2,405	19	\$541.84	\$268.60	\$275.38
294-471-014-6	22653-2	101	1	2/20/1998	2,243	19	\$541.84	\$250.50	\$256.84
294-472-001-7	22653-2	54	1	6/4/1997	2,173	19	\$541.84	\$242.68	\$248.82
294-472-002-8	22653-2	53	1	6/10/1998	2,348	19	\$541.84	\$262.22	\$268.86
294-472-003-9	22653-2	52	1	6/10/1998	2,348	19	\$541.84	\$262.22	\$268.86
294-472-004-0	22653-2	51	1	8/13/1997	2,348	19	\$541.84	\$262.22	\$268.86
294-472-005-1	22653-2	50	1	8/13/1997	2,038	19	\$541.84	\$227.60	\$233.36
294-472-006-2	22653-2	16	1	4/3/1998	2,038	19	\$541.84	\$227.60	\$233.36
294-472-007-3	22653-2	15	1	4/3/1998	2,405	19	\$541.84	\$268.60	\$275.38
294-472-008-4	22653-2	14	1	4/3/1998	2,243	19	\$541.84	\$250.50	\$256.84
294-472-009-5	22653-2	13	1	6/10/1998	2,348	19	\$541.84	\$262.22	\$268.86
294-472-010-5	22653-2	12	1	6/10/1998	2,173	19	\$541.84	\$242.68	\$248.82
294-473-001-0	22653-2	49	1	2/20/1997	2,348	19	\$541.84	\$262.22	\$268.86
294-473-002-1	22653-2	48	1	2/20/1997	2,173	19	\$541.84	\$242.68	\$248.82
294-473-003-2	22653-2	47	1	2/20/1997	2,038	19	\$541.84	\$227.60	\$233.36
294-473-004-3	22653-2	46	1	2/20/1997	2,173	19	\$541.84	\$242.68	\$248.82
294-473-005-4	22653-2	45	1	2/20/1997	2,348	19	\$541.84	\$262.22	\$268.86
294-473-006-5	22653-2	44	1	2/20/1997	2,243	19	\$541.84	\$250.50	\$256.84
294-473-007-6	22653-2	43	1	2/20/1997	2,348	19	\$541.84	\$262.22	\$268.86
294-473-008-7	22653-2	42	1	2/20/1997	2,038	19	\$541.84	\$227.60	\$233.36
294-473-009-8	22653-2	41	1	2/20/1997	2,405	19	\$541.84	\$268.60	\$275.38
294-473-010-8	22653-2	40	1	2/20/1997	2,243	19	\$541.84	\$250.50	\$256.84
294-473-011-9	22653-2	39	1	2/20/1998	2,405	19	\$541.84	\$268.60	\$275.38

**Community Facilities District No. 2
Riverside Unified School District**

Fiscal Year 2011-2012 Special Tax Levy

<u>Assessor's Parcel Number</u>	<u>Tract</u>	<u>Lot</u>	<u>Number of Units</u>	<u>Permit Date</u>	<u>Building Sq. Ft.</u>	<u>Plan Area</u>	<u>FY 2011-12 Maximum Special Tax</u>	<u>FY 2011-12 Special Tax Levy</u>	<u>FY 2010-11 Special Tax Levy</u>
294-473-012-0	22653-2	38	1	2/20/1998	2,243	19	\$541.84	\$250.50	\$256.84
294-473-013-1	22653-2	37	1	2/20/1998	2,038	19	\$541.84	\$227.60	\$233.36
294-473-014-2	22653-2	36	1	6/10/1998	2,348	19	\$541.84	\$262.22	\$268.86
294-473-015-3	22653-2	35	1	6/10/1998	2,173	19	\$541.84	\$242.68	\$248.82
294-473-016-4	22653-2	34	1	6/10/1998	2,348	19	\$541.84	\$262.22	\$268.86
294-473-017-5	22653-2	33	1	6/10/1998	2,173	19	\$541.84	\$242.68	\$248.82
294-473-018-6	22653-2	32	1	6/10/1998	2,038	19	\$541.84	\$227.60	\$233.36
294-473-019-7	22653-2	31	1	6/10/1998	2,173	19	\$541.84	\$242.68	\$248.82
294-473-020-7	22653-2	30	1	6/10/1998	2,348	19	\$541.84	\$262.22	\$268.86
294-473-021-8	22653-2	29	1	5/20/1998	2,173	19	\$541.84	\$242.68	\$248.82
294-473-022-9	22653-2	28	1	5/20/1998	2,348	19	\$541.84	\$262.22	\$268.86
294-473-023-0	22653-2	27	1	5/20/1998	2,038	19	\$541.84	\$227.60	\$233.36
294-473-024-1	22653-2	26	1	5/20/1998	2,173	19	\$541.84	\$242.68	\$248.82
294-473-025-2	22653-2	25	1	5/20/1998	2,038	19	\$541.84	\$227.60	\$233.36
294-473-026-3	22653-2	24	1	4/3/1998	2,405	19	\$541.84	\$268.60	\$275.38
294-473-027-4	22653-2	23	1	4/3/1998	2,038	19	\$541.84	\$227.60	\$233.36
294-473-028-5	22653-2	22	1	4/3/1998	2,243	19	\$541.84	\$250.50	\$256.84
294-473-029-6	22653-2	21	1	4/3/1998	2,405	19	\$541.84	\$268.60	\$275.38
294-473-030-6	22653-2	20	1	4/3/1998	2,243	19	\$541.84	\$250.50	\$256.84
294-473-031-7	22653-2	19	1	4/3/1998	2,405	19	\$541.84	\$268.60	\$275.38
294-473-032-8	22653-2	18	1	4/3/1998	2,243	19	\$541.84	\$250.50	\$256.84
294-473-033-9	22653-2	17	1	4/3/1998	2,038	19	\$541.84	\$227.60	\$233.36
294-481-001-5	22653-6	01	1	11/18/1998	1,776	19	\$541.84	\$198.34	\$203.36
294-481-002-6	22653-6	02	1	11/18/1998	2,050	19	\$541.84	\$228.94	\$234.74
294-481-003-7	22653-6	03	1	11/18/1998	1,776	19	\$541.84	\$198.34	\$203.36
294-481-004-8	22653-6	04	1	11/18/1998	2,050	19	\$541.84	\$228.94	\$234.74
294-481-005-9	22653-6	05	1	11/18/1998	1,776	19	\$541.84	\$198.34	\$203.36
294-481-006-0	22653-6	06	1	11/18/1998	2,050	19	\$541.84	\$228.94	\$234.74
294-481-007-1	22653-6	07	1	11/18/1998	1,810	19	\$541.84	\$202.14	\$207.26
294-481-008-2	22653-6	08	1	11/18/1998	1,776	19	\$541.84	\$198.34	\$203.36
294-481-009-3	22653-6	09	1	8/26/1998	1,810	19	\$541.84	\$202.14	\$207.26
294-481-010-3	22653-6	10	1	8/26/1998	2,050	19	\$541.84	\$228.94	\$234.74
294-481-011-4	22653-6	11	1	8/26/1998	1,776	19	\$541.84	\$198.34	\$203.36
294-481-012-5	22653-6	12	1	8/26/1998	2,050	19	\$541.84	\$228.94	\$234.74
294-481-013-6	22653-6	13	1	8/26/1998	1,776	19	\$541.84	\$198.34	\$203.36
294-481-014-7	22653-6	14	1	8/26/1998	1,776	19	\$541.84	\$198.34	\$203.36
294-482-001-8	22653-6	15	1	8/26/1998	1,776	19	\$541.84	\$198.34	\$203.36
294-482-002-9	22653-6	16	1	8/26/1998	1,810	19	\$541.84	\$202.14	\$207.26
294-482-003-0	22653-6	17	1	8/26/1998	2,050	19	\$541.84	\$228.94	\$234.74
294-482-004-1	22653-6	18	1	8/26/1998	1,810	19	\$541.84	\$202.14	\$207.26
294-482-005-2	22653-6	19	1	8/26/1998	2,050	19	\$541.84	\$228.94	\$234.74
294-482-006-3	22653-6	20	1	8/26/1998	1,810	19	\$541.84	\$202.14	\$207.26
294-482-007-4	22653-6	21	1	8/26/1998	1,776	19	\$541.84	\$198.34	\$203.36
294-482-008-5	22653-6	22	1	11/18/1998	1,810	19	\$541.84	\$202.14	\$207.26
294-482-009-6	22653-6	23	1	11/18/1998	2,050	19	\$541.84	\$228.94	\$234.74
294-482-010-6	22653-6	24	1	11/18/1998	1,776	19	\$541.84	\$198.34	\$203.36
294-482-011-7	22653-6	25	1	2/4/1999	1,810	19	\$541.84	\$202.14	\$207.26
294-482-012-8	22653-6	26	1	2/4/1999	2,050	19	\$541.84	\$228.94	\$234.74
294-482-013-9	22653-6	27	1	2/4/1999	1,776	19	\$541.84	\$198.34	\$203.36

**Community Facilities District No. 2
Riverside Unified School District**

Fiscal Year 2011-2012 Special Tax Levy

<u>Assessor's Parcel Number</u>	<u>Tract</u>	<u>Lot</u>	<u>Number of Units</u>	<u>Permit Date</u>	<u>Building Sq. Ft.</u>	<u>Plan Area</u>	<u>FY 2011-12 Maximum Special Tax</u>	<u>FY 2011-12 Special Tax Levy</u>	<u>FY 2010-11 Special Tax Levy</u>
294-482-014-0	22653-6	28	1	2/4/1999	2,050	19	\$541.84	\$228.94	\$234.74
294-482-015-1	22653-6	29	1	4/12/1999	2,050	19	\$541.84	\$228.94	\$234.74
294-482-016-2	22653-6	30	1	4/12/1999	1,810	19	\$541.84	\$202.14	\$207.26
294-482-017-3	22653-6	31	1	4/12/1999	1,776	19	\$541.84	\$198.34	\$203.36
294-482-018-4	22653-6	32	1	4/12/1999	1,810	19	\$541.84	\$202.14	\$207.26
294-482-019-5	22653-6	33	1	4/12/1999	2,050	19	\$541.84	\$228.94	\$234.74
294-482-020-5	22653-6	34	1	4/12/1999	1,776	19	\$541.84	\$198.34	\$203.36
294-482-021-6	22653-6	35	1	4/12/1999	2,050	19	\$541.84	\$228.94	\$234.74
294-482-022-7	22653-6	36	1	4/12/1999	1,810	19	\$541.84	\$202.14	\$207.26
294-482-023-8	22653-6	37	1	4/12/1999	2,050	19	\$541.84	\$228.94	\$234.74
294-482-024-9	22653-6	38	1	4/12/1999	1,776	19	\$541.84	\$198.34	\$203.36
294-482-025-0	22653-6	39	1	4/12/1999	1,810	19	\$541.84	\$202.14	\$207.26
294-482-026-1	22653-6	40	1	4/12/1999	1,776	19	\$541.84	\$198.34	\$203.36
294-482-027-2	22653-6	41	1	4/12/1999	1,810	19	\$541.84	\$202.14	\$207.26
294-482-028-3	22653-6	42	1	2/4/1999	2,050	19	\$541.84	\$228.94	\$234.74
294-482-029-4	22653-6	43	1	2/4/1999	1,776	19	\$541.84	\$198.34	\$203.36
294-482-030-4	22653-6	44	1	2/4/1999	1,810	19	\$541.84	\$202.14	\$207.26
294-482-031-5	22653-6	45	1	2/4/1999	1,776	19	\$541.84	\$198.34	\$203.36
294-483-001-1	22653-6	46	1	2/4/1999	1,776	19	\$541.84	\$198.34	\$203.36
294-483-002-2	22653-6	47	1	2/4/1999	2,050	19	\$541.84	\$228.94	\$234.74
294-483-003-3	22653-6	48	1	2/4/1999	1,776	19	\$541.84	\$198.34	\$203.36
294-483-004-4	22653-6	49	1	2/4/1999	2,050	19	\$541.84	\$228.94	\$234.74
294-483-005-5	22653-6	50	1	2/4/1999	1,810	19	\$541.84	\$202.14	\$207.26
294-483-006-6	22653-6	51	1	11/18/1998	1,776	19	\$541.84	\$198.34	\$203.36
294-483-007-7	22653-6	52	1	11/18/1998	1,810	19	\$541.84	\$202.14	\$207.26
294-491-001-6	22653-3	01	1	6/12/1998	3,270	19	\$541.84	\$365.20	\$374.44
294-491-002-7	22653-3	02	1	6/12/1998	2,855	19	\$541.84	\$318.84	\$326.92
294-491-003-8	22653-3	03	1	6/12/1998	3,270	19	\$541.84	\$365.20	\$374.44
294-491-004-9	22653-3	04	1	6/12/1998	2,588	19	\$541.84	\$289.02	\$296.34
294-491-005-0	22653-3	05	1	6/12/1998	2,855	19	\$541.84	\$318.84	\$326.92
294-491-006-1	22653-3	06	1	6/12/1998	3,270	19	\$541.84	\$365.20	\$374.44
294-491-007-2	22653-3	07	1	6/12/1998	2,855	19	\$541.84	\$318.84	\$326.92
294-491-008-3	22653-3	08	1	6/12/1998	3,270	19	\$541.84	\$365.20	\$374.44
294-491-009-4	22653-3	09	1	6/12/1998	2,588	19	\$541.84	\$289.02	\$296.34
294-491-010-4	22653-3	10	1	6/12/1998	2,855	19	\$541.84	\$318.84	\$326.92
294-491-011-5	22653-3	11	1	6/12/1998	3,270	19	\$541.84	\$365.20	\$374.44
294-491-012-6	22653-3	12	1	6/12/1998	2,588	19	\$541.84	\$289.02	\$296.34
294-491-013-7	22653-3	13	1	6/12/1998	3,270	19	\$541.84	\$365.20	\$374.44
294-491-014-8	22653-3	14	1	6/12/1998	2,855	19	\$541.84	\$318.84	\$326.92
294-492-001-9	22653-3	18	1	6/12/1998	2,588	19	\$541.84	\$289.02	\$296.34
294-492-002-0	22653-3	19	1	6/12/1998	2,855	19	\$541.84	\$318.84	\$326.92
294-492-003-1	22653-3	20	1	6/12/1998	3,270	19	\$541.84	\$365.20	\$374.44
294-492-004-2	22653-3	21	1	6/12/1998	2,401	19	\$541.84	\$268.14	\$274.92
294-492-005-3	22653-3	22	1	6/12/1998	3,270	19	\$541.84	\$365.20	\$374.44
294-492-006-4	22653-3	23	1	6/12/1998	2,855	19	\$541.84	\$318.84	\$326.92
294-492-007-5	22653-3	24	1	6/12/1998	3,270	19	\$541.84	\$365.20	\$374.44
294-492-008-6	22653-3	25	1	6/12/1998	2,588	19	\$541.84	\$289.02	\$296.34
294-493-001-2	22653-3	70	1	6/12/1998	2,855	19	\$541.84	\$318.84	\$326.92
294-493-002-3	22653-3	71	1	6/12/1998	2,588	19	\$541.84	\$289.02	\$296.34

**Community Facilities District No. 2
Riverside Unified School District**

Fiscal Year 2011-2012 Special Tax Levy

<u>Assessor's Parcel Number</u>	<u>Tract</u>	<u>Lot</u>	<u>Number of Units</u>	<u>Permit Date</u>	<u>Building Sq. Ft.</u>	<u>Plan Area</u>	<u>FY 2011-12 Maximum Special Tax</u>	<u>FY 2011-12 Special Tax Levy</u>	<u>FY 2010-11 Special Tax Levy</u>
294-493-003-4	22653-3	72	1	6/12/1998	3,270	19	\$541.84	\$365.20	\$374.44
294-493-004-5	22653-3	73	1	6/12/1998	2,855	19	\$541.84	\$318.84	\$326.92
294-493-005-6	22653-3	74	1	6/12/1998	2,588	19	\$541.84	\$289.02	\$296.34
294-493-006-7	22653-3	75	1	6/12/1998	3,270	19	\$541.84	\$365.20	\$374.44
294-493-007-8	22653-3	76	1	6/12/1998	2,855	19	\$541.84	\$318.84	\$326.92
294-493-008-9	22653-3	77	1	6/12/1998	2,401	19	\$541.84	\$268.14	\$274.92
294-493-009-0	22653-3	78	1	6/12/1998	2,588	19	\$541.84	\$289.02	\$296.34
294-493-010-0	22653-3	79	1	6/12/1998	3,270	19	\$541.84	\$365.20	\$374.44
294-493-011-1	22653-3	80	1	6/12/1998	2,855	19	\$541.84	\$318.84	\$326.92
294-493-012-2	22653-3	81	1	1/20/1999	2,588	19	\$541.84	\$289.02	\$296.34
294-493-013-3	22653-3	82	1	1/20/1999	3,270	19	\$541.84	\$365.20	\$374.44
294-493-014-4	22653-3	83	1	1/20/1999	2,855	19	\$541.84	\$318.84	\$326.92
294-493-015-5	22653-3	84	1	1/20/1999	2,401	19	\$541.84	\$268.14	\$274.92
294-493-016-6	22653-3	85	1	1/20/1999	3,270	19	\$541.84	\$365.20	\$374.44
294-493-017-7	22653-3	86	1	1/20/1999	2,855	19	\$541.84	\$318.84	\$326.92
294-493-018-8	22653-3	87	1	1/20/1999	2,588	19	\$541.84	\$289.02	\$296.34
294-493-019-9	22653-3	88	1	1/20/1999	3,270	19	\$541.84	\$365.20	\$374.44
294-501-001-6	22653-8	1	1	5/13/1999	3,270	19	\$541.84	\$365.20	\$374.44
294-501-002-7	22653-8	2	1	5/13/1999	2,588	19	\$541.84	\$289.02	\$296.34
294-501-003-8	22653-8	3	1	5/13/1999	2,855	19	\$541.84	\$318.84	\$326.92
294-501-004-9	22653-8	4	1	5/13/1999	3,270	19	\$541.84	\$365.20	\$374.44
294-501-005-0	22653-8	5	1	5/13/1999	2,588	19	\$541.84	\$289.02	\$296.34
294-501-006-1	22653-8	6	1	5/13/1999	3,270	19	\$541.84	\$365.20	\$374.44
294-501-007-2	22653-8	7	1	5/13/1999	2,855	19	\$541.84	\$318.84	\$326.92
294-501-008-3	22653-8	8	1	5/13/1999	2,588	19	\$541.84	\$289.02	\$296.34
294-501-009-4	22653-8	9	1	5/13/1999	3,270	19	\$541.84	\$365.20	\$374.44
294-501-010-4	22653-8	80	1	9/2/1999	3,270	19	\$541.84	\$365.20	\$374.44
294-501-011-5	22653-8	81	1	9/2/1999	2,855	19	\$541.84	\$318.84	\$326.92
294-501-012-6	22653-8	82	1	9/2/1999	2,588	19	\$541.84	\$289.02	\$296.34
294-501-013-7	22653-8	83	1	9/2/1999	3,270	19	\$541.84	\$365.20	\$374.44
294-501-014-8	22653-8	84	1	9/2/1999	2,855	19	\$541.84	\$318.84	\$326.92
294-501-015-9	22653-8	85	1	9/2/1999	2,588	19	\$541.84	\$289.02	\$296.34
294-501-016-0	22653-8	86	1	9/2/1999	3,270	19	\$541.84	\$365.20	\$374.44
294-501-017-1	22653-8	87	1	9/2/1999	2,855	19	\$541.84	\$318.84	\$326.92
294-501-018-2	22653-8	88	1	9/2/1999	2,588	19	\$541.84	\$289.02	\$296.34
294-501-019-3	22653-8	89	1	9/2/1999	2,855	19	\$541.84	\$318.84	\$326.92
294-501-020-3	22653-8	90	1	1/7/2000	2,588	19	\$541.84	\$289.02	\$296.34
294-501-021-4	22653-8	91	1	1/7/2000	3,270	19	\$541.84	\$365.20	\$374.44
294-501-022-5	22653-8	92	1	1/7/2000	2,588	19	\$541.84	\$289.02	\$296.34
294-501-023-6	22653-8	93	1	1/7/2000	2,855	19	\$541.84	\$318.84	\$326.92
294-501-024-7	22653-8	94	1	1/7/2000	3,270	19	\$541.84	\$365.20	\$374.44
294-501-025-8	22653-8	95	1	11/2/1999	3,270	19	\$541.84	\$365.20	\$374.44
294-501-026-9	22653-8	96	1	11/2/1999	2,588	19	\$541.84	\$289.02	\$296.34
294-501-027-0	22653-8	97	1	11/2/1999	2,855	19	\$541.84	\$318.84	\$326.92
294-501-028-1	22653-8	98	1	11/2/1999	2,588	19	\$541.84	\$289.02	\$296.34
294-501-029-2	22653-8	99	1	11/2/1999	3,270	19	\$541.84	\$365.20	\$374.44
294-501-030-2	22653-8	100	1	11/2/1999	2,855	19	\$541.84	\$318.84	\$326.92
294-501-031-3	22653-8	101	1	11/2/1999	2,588	19	\$541.84	\$289.02	\$296.34
294-501-032-4	22653-8	102	1	11/2/1999	2,855	19	\$541.84	\$318.84	\$326.92

**Community Facilities District No. 2
Riverside Unified School District**

Fiscal Year 2011-2012 Special Tax Levy

<u>Assessor's Parcel Number</u>	<u>Tract</u>	<u>Lot</u>	<u>Number of Units</u>	<u>Permit Date</u>	<u>Building Sq. Ft.</u>	<u>Plan Area</u>	<u>FY 2011-12 Maximum Special Tax</u>	<u>FY 2011-12 Special Tax Levy</u>	<u>FY 2010-11 Special Tax Levy</u>
294-501-033-5	22653-8	103	1	11/2/1999	3,270	19	\$541.84	\$365.20	\$374.44
294-501-034-6	22653-8	104	1	11/2/1999	2,588	19	\$541.84	\$289.02	\$296.34
294-501-035-7	22653-8	105	1	7/28/1999	2,855	19	\$541.84	\$318.84	\$326.92
294-501-036-8	22653-8	106	1	7/28/1999	3,270	19	\$541.84	\$365.20	\$374.44
294-501-037-9	22653-8	107	1	7/28/1999	2,588	19	\$541.84	\$289.02	\$296.34
294-501-038-0	22653-8	108	1	7/28/1999	3,270	19	\$541.84	\$365.20	\$374.44
294-501-039-1	22653-8	109	1	7/28/1999	2,588	19	\$541.84	\$289.02	\$296.34
294-501-040-1	22653-8	110	1	7/28/1999	2,855	19	\$541.84	\$318.84	\$326.92
294-501-041-2	22653-8	111	1	7/28/1999	3,270	19	\$541.84	\$365.20	\$374.44
294-501-042-3	22653-8	112	1	7/28/1999	2,855	19	\$541.84	\$318.84	\$326.92
294-501-043-4	22653-8	113	1	7/28/1999	2,588	19	\$541.84	\$289.02	\$296.34
294-501-044-5	22653-8	114	1	7/28/1999	3,270	19	\$541.84	\$365.20	\$374.44
294-501-045-6	22653-8	115	1	7/28/1999	2,855	19	\$541.84	\$318.84	\$326.92
294-502-001-9	22653-8	10	1	5/13/1999	3,270	19	\$541.84	\$365.20	\$374.44
294-502-002-0	22653-8	11	1	5/13/1999	2,855	19	\$541.84	\$318.84	\$326.92
294-502-003-1	22653-8	12	1	5/13/1999	3,270	19	\$541.84	\$365.20	\$374.44
294-502-004-2	22653-8	13	1	5/13/1999	2,588	19	\$541.84	\$289.02	\$296.34
294-502-005-3	22653-8	14	1	5/13/1999	2,855	19	\$541.84	\$318.84	\$326.92
294-502-006-4	22653-8	15	1	5/13/1999	3,270	19	\$541.84	\$365.20	\$374.44
294-502-007-5	22653-8	16	1	5/13/1999	2,588	19	\$541.84	\$289.02	\$296.34
294-502-008-6	22653-8	17	1	7/28/1999	3,270	19	\$541.84	\$365.20	\$374.44
294-502-009-7	22653-8	18	1	7/28/1999	2,588	19	\$541.84	\$289.02	\$296.34
294-502-010-7	22653-8	19	1	7/28/1999	2,855	19	\$541.84	\$318.84	\$326.92
294-502-011-8	22653-8	20	1	7/28/1999	3,270	19	\$541.84	\$365.20	\$374.44
294-502-012-9	22653-8	21	1	7/28/1999	2,588	19	\$541.84	\$289.02	\$296.34
294-502-013-0	22653-8	22	1	7/28/1999	2,855	19	\$541.84	\$318.84	\$326.92
294-502-014-1	22653-8	23	1	11/2/1999	2,855	19	\$541.84	\$318.84	\$326.92
294-502-015-2	22653-8	24	1	11/2/1999	3,270	19	\$541.84	\$365.20	\$374.44
294-502-016-3	22653-8	25	1	11/2/1999	2,588	19	\$541.84	\$289.02	\$296.34
294-502-017-4	22653-8	26	1	11/2/1999	2,855	19	\$541.84	\$318.84	\$326.92
294-502-018-5	22653-8	27	1	11/2/1999	3,270	19	\$541.84	\$365.20	\$374.44
294-502-019-6	22653-8	28	1	11/2/1999	2,588	19	\$541.84	\$289.02	\$296.34
294-502-020-6	22653-8	29	1	11/2/1999	2,855	19	\$541.84	\$318.84	\$326.92
294-502-021-7	22653-8	30	1	11/2/1999	2,588	19	\$541.84	\$289.02	\$296.34
294-502-022-8	22653-8	31	1	11/2/1999	2,855	19	\$541.84	\$318.84	\$326.92
294-502-023-9	22653-8	32	1	11/2/1999	3,270	19	\$541.84	\$365.20	\$374.44
294-502-024-0	22653-8	33	1	1/7/2000	2,855	19	\$541.84	\$318.84	\$326.92
294-502-025-1	22653-8	34	1	1/7/2000	3,270	19	\$541.84	\$365.20	\$374.44
294-502-026-2	22653-8	35	1	1/7/2000	2,588	19	\$541.84	\$289.02	\$296.34
294-502-027-3	22653-8	36	1	1/7/2000	2,855	19	\$541.84	\$318.84	\$326.92
294-502-028-4	22653-8	37	1	1/7/2000	3,270	19	\$541.84	\$365.20	\$374.44
294-502-029-5	22653-8	38	1	1/7/2000	2,588	19	\$541.84	\$289.02	\$296.34
294-502-030-5	30717-1	46	0	7/15/2004	3,404	13	\$31.23	\$15.70	\$16.08
294-502-031-6	30717-1	47	1	10/31/2003	3,752	13	\$34.42	\$17.30	\$17.74
294-502-032-7	30717-1	48	1	10/31/2003	3,404	13	\$31.23	\$15.70	\$16.08
294-502-033-8	30717-1	49	1	10/31/2003	3,384	13	\$31.05	\$15.60	\$16.00
294-502-034-9	30717-1	50	0	7/15/2004	3,752	13	\$34.42	\$17.30	\$17.74
294-502-035-0	30717-1	51	0	7/15/2004	3,384	13	\$31.05	\$15.60	\$16.00
294-502-036-1	30717-1	52	0	7/15/2004	3,752	13	\$34.42	\$17.30	\$17.74

**Community Facilities District No. 2
Riverside Unified School District**

Fiscal Year 2011-2012 Special Tax Levy

<u>Assessor's Parcel Number</u>	<u>Tract</u>	<u>Lot</u>	<u>Number of Units</u>	<u>Permit Date</u>	<u>Building Sq. Ft.</u>	<u>Plan Area</u>	<u>FY 2011-12 Maximum Special Tax</u>	<u>FY 2011-12 Special Tax Levy</u>	<u>FY 2010-11 Special Tax Levy</u>
294-502-037-2	30717-1	53	0	7/15/2004	3,404	13	\$31.23	\$15.70	\$16.08
294-502-038-3	30717-1	54	0	7/15/2004	3,384	13	\$31.05	\$15.60	\$16.00
294-502-039-4	30717-1	55	0	7/15/2004	3,404	13	\$31.23	\$15.70	\$16.08
294-502-040-4	30717-1	56	0	7/15/2004	3,752	13	\$34.42	\$17.30	\$17.74
294-502-041-5	30717-1	57	0	7/15/2004	3,404	13	\$31.23	\$15.70	\$16.08
294-502-042-6	30717-1	58	0	7/15/2004	3,752	13	\$34.42	\$17.30	\$17.74
294-502-043-7	30717-1	59	0	7/15/2004	3,404	13	\$31.23	\$15.70	\$16.08
294-502-044-8	30717-1	60	0	7/15/2004	3,752	13	\$34.42	\$17.30	\$17.74
294-502-045-9	30717-1	61	0	7/15/2004	3,384	13	\$31.05	\$15.60	\$16.00
294-503-001-2	30717-1	62	0	7/15/2004	3,384	13	\$31.05	\$15.60	\$16.00
294-503-002-3	30717-1	63	0	7/15/2004	3,752	13	\$34.42	\$17.30	\$17.74
294-503-003-4	30717-1	64	0	7/15/2004	3,404	13	\$31.23	\$15.70	\$16.08
294-503-004-5	30717-1	65	0	7/15/2004	3,384	13	\$31.05	\$15.60	\$16.00
294-503-005-6	30717-1	66	0	7/15/2004	3,384	13	\$31.05	\$15.60	\$16.00
294-503-006-7	30717-1	67	0	7/15/2004	3,752	13	\$34.42	\$17.30	\$17.74
294-503-007-8	30717-1	68	0	7/15/2004	3,404	13	\$31.23	\$15.70	\$16.08
294-503-008-9	30717-1	69	0	7/15/2004	3,384	13	\$31.05	\$15.60	\$16.00
294-511-001-7	22653-8	39	1	1/7/2000	2,855	19	\$541.84	\$318.84	\$326.92
294-511-002-8	22653-8	40	1	1/7/2000	3,270	19	\$541.84	\$365.20	\$374.44
294-511-003-9	22653-8	41	1	1/7/2000	2,855	19	\$541.84	\$318.84	\$326.92
294-511-004-0	22653-8	42	1	3/1/2000	2,588	19	\$541.84	\$289.02	\$296.34
294-511-005-1	22653-8	43	1	3/1/2000	3,270	19	\$541.84	\$365.20	\$374.44
294-511-006-2	22653-8	44	1	3/1/2000	2,855	19	\$541.84	\$318.84	\$326.92
294-511-007-3	22653-8	45	1	3/1/2000	3,270	19	\$541.84	\$365.20	\$374.44
294-511-008-4	22653-8	46	1	3/1/2000	2,855	19	\$541.84	\$318.84	\$326.92
294-512-001-0	22653-8	47	1	3/1/2000	3,270	19	\$541.84	\$365.20	\$374.44
294-512-002-1	22653-8	48	1	3/1/2000	2,855	19	\$541.84	\$318.84	\$326.92
294-512-003-2	22653-8	49	1	3/1/2000	2,588	19	\$541.84	\$289.02	\$296.34
294-512-004-3	22653-8	50	1	3/1/2000	3,270	19	\$541.84	\$365.20	\$374.44
294-512-005-4	22653-8	51	1	3/1/2000	2,855	19	\$541.84	\$318.84	\$326.92
294-512-006-5	22653-8	52	1	4/7/2000	2,588	19	\$541.84	\$289.02	\$296.34
294-512-007-6	22653-8	53	1	4/7/2000	2,855	19	\$541.84	\$318.84	\$326.92
294-512-008-7	22653-8	54	1	4/7/2000	3,270	19	\$541.84	\$365.20	\$374.44
294-512-009-8	22653-8	55	1	4/7/2000	2,588	19	\$541.84	\$289.02	\$296.34
294-512-010-8	22653-8	56	1	4/7/2000	2,855	19	\$541.84	\$318.84	\$326.92
294-512-011-9	22653-8	57	1	4/7/2000	3,270	19	\$541.84	\$365.20	\$374.44
294-512-012-0	22653-8	58	1	4/7/2000	2,855	19	\$541.84	\$318.84	\$326.92
294-512-013-1	22653-8	59	1	4/7/2000	3,270	19	\$541.84	\$365.20	\$374.44
294-512-014-2	22653-8	60	1	4/7/2000	2,588	19	\$541.84	\$289.02	\$296.34
294-512-015-3	22653-8	61	1	4/7/2000	2,855	19	\$541.84	\$318.84	\$326.92
294-512-016-4	22653-8	62	1	4/7/2000	3,270	19	\$541.84	\$365.20	\$374.44
294-512-017-5	22653-8	63	1	4/7/2000	2,855	19	\$541.84	\$318.84	\$326.92
294-512-018-6	22653-8	64	1	3/1/2000	2,588	19	\$541.84	\$289.02	\$296.34
294-512-019-7	22653-8	65	1	3/1/2000	2,855	19	\$541.84	\$318.84	\$326.92
294-512-020-7	22653-8	66	1	3/1/2000	3,270	19	\$541.84	\$365.20	\$374.44
294-512-021-8	22653-8	67	1	3/1/2000	2,588	19	\$541.84	\$289.02	\$296.34
294-512-022-9	22653-8	68	1	3/1/2000	2,855	19	\$541.84	\$318.84	\$326.92
294-512-023-0	22653-8	69	1	1/7/2000	2,588	19	\$541.84	\$289.02	\$296.34
294-512-024-1	22653-8	70	1	1/7/2000	2,855	19	\$541.84	\$318.84	\$326.92

**Community Facilities District No. 2
Riverside Unified School District**

Fiscal Year 2011-2012 Special Tax Levy

<u>Assessor's Parcel Number</u>	<u>Tract</u>	<u>Lot</u>	<u>Number of Units</u>	<u>Permit Date</u>	<u>Building Sq. Ft.</u>	<u>Plan Area</u>	<u>FY 2011-12 Maximum Special Tax</u>	<u>FY 2011-12 Special Tax Levy</u>	<u>FY 2010-11 Special Tax Levy</u>
294-512-025-2	22653-8	71	1	1/7/2000	2,588	19	\$541.84	\$289.02	\$296.34
294-512-026-3	22653-8	72	1	1/7/2000	2,855	19	\$541.84	\$318.84	\$326.92
294-512-027-4	22653-8	73	1	1/7/2000	3,270	19	\$541.84	\$365.20	\$374.44
294-512-028-5	22653-8	74	1	9/2/1999	2,855	19	\$541.84	\$318.84	\$326.92
294-512-029-6	22653-8	75	1	9/2/1999	2,588	19	\$541.84	\$289.02	\$296.34
294-512-030-6	22653-8	76	1	9/2/1999	2,855	19	\$541.84	\$318.84	\$326.92
294-512-031-7	22653-8	77	1	9/2/1999	3,270	19	\$541.84	\$365.20	\$374.44
294-512-032-8	22653-8	78	1	9/2/1999	2,588	19	\$541.84	\$289.02	\$296.34
294-512-033-9	22653-8	79	1	9/2/1999	2,855	19	\$541.84	\$318.84	\$326.92
294-521-001-8	22653-9	1	1	9/12/1999	2,050	19	\$541.84	\$228.94	\$234.74
294-521-002-9	22653-9	2	1	9/12/1999	1,810	19	\$541.84	\$202.14	\$207.26
294-521-003-0	22653-9	3	1	9/12/1999	2,050	19	\$541.84	\$228.94	\$234.74
294-521-004-1	22653-9	4	1	9/12/1999	2,050	19	\$541.84	\$228.94	\$234.74
294-521-005-2	22653-9	5	1	9/12/1999	1,810	19	\$541.84	\$202.14	\$207.26
294-521-006-3	22653-9	6	1	9/12/1999	1,776	19	\$541.84	\$198.34	\$203.36
294-521-007-4	22653-9	7	1	9/12/1999	1,810	19	\$541.84	\$202.14	\$207.26
294-521-008-5	22653-9	8	1	9/12/1999	1,776	19	\$541.84	\$198.34	\$203.36
294-521-009-6	22653-9	9	1	9/12/1999	1,776	19	\$541.84	\$198.34	\$203.36
294-521-010-6	22653-9	10	1	9/12/1999	2,050	19	\$541.84	\$228.94	\$234.74
294-521-011-7	22653-9	11	1	9/12/1999	1,776	19	\$541.84	\$198.34	\$203.36
294-521-012-8	22653-9	12	1	9/12/1999	2,050	19	\$541.84	\$228.94	\$234.74
294-521-013-9	22653-9	13	1	9/12/1999	1,810	19	\$541.84	\$202.14	\$207.26
294-521-014-0	22653-9	14	1	9/12/1999	2,050	19	\$541.84	\$228.94	\$234.74
294-521-015-1	22653-9	15	1	9/2/1999	1,776	19	\$541.84	\$198.34	\$203.36
294-521-016-2	22653-9	16	1	9/2/1999	1,776	19	\$541.84	\$198.34	\$203.36
294-521-017-3	22653-9	17	1	9/2/1999	2,050	19	\$541.84	\$228.94	\$234.74
294-521-018-4	22653-9	18	1	9/2/1999	1,776	19	\$541.84	\$198.34	\$203.36
294-521-019-5	22653-9	19	1	9/2/1999	1,776	19	\$541.84	\$198.34	\$203.36
294-521-020-5	22653-9	20	1	9/2/1999	1,810	19	\$541.84	\$202.14	\$207.26
294-521-021-6	22653-9	21	1	9/2/1999	1,776	19	\$541.84	\$198.34	\$203.36
294-521-022-7	22653-9	22	1	9/2/1999	1,776	19	\$541.84	\$198.34	\$203.36
294-521-023-8	22653-9	23	1	9/2/1999	2,050	19	\$541.84	\$228.94	\$234.74
294-521-024-9	22653-9	24	1	9/2/1999	1,776	19	\$541.84	\$198.34	\$203.36
294-522-001-1	22653-9	25	1	9/2/1999	2,050	19	\$541.84	\$228.94	\$234.74
294-522-002-2	22653-9	26	1	9/2/1999	2,050	19	\$541.84	\$228.94	\$234.74
294-522-003-3	22653-9	27	1	9/2/1999	1,810	19	\$541.84	\$202.14	\$207.26
294-522-004-4	22653-9	28	1	9/2/1999	2,050	19	\$541.84	\$228.94	\$234.74
294-522-005-5	22653-9	29	1	9/2/1999	1,810	19	\$541.84	\$202.14	\$207.26
294-522-006-6	22653-9	30	1	9/2/1999	2,050	19	\$541.84	\$228.94	\$234.74
294-522-007-7	22653-9	31	1	9/2/1999	1,776	19	\$541.84	\$198.34	\$203.36
294-522-008-8	22653-9	32	1	9/12/1999	2,050	19	\$541.84	\$228.94	\$234.74
294-522-009-9	22653-9	33	1	9/12/1999	1,776	19	\$541.84	\$198.34	\$203.36
294-522-010-9	22653-9	34	1	9/12/1999	1,810	19	\$541.84	\$202.14	\$207.26
294-522-011-0	22653-9	35	1	9/12/1999	1,776	19	\$541.84	\$198.34	\$203.36
294-522-012-1	22653-9	36	1	9/12/1999	2,050	19	\$541.84	\$228.94	\$234.74
294-522-013-2	22653-9	37	1	9/12/1999	1,810	19	\$541.84	\$202.14	\$207.26
294-522-014-3	22653-9	38	1	9/12/1999	2,050	19	\$541.84	\$228.94	\$234.74
294-522-015-4	22653-9	39	1	5/26/1999	1,810	19	\$541.84	\$202.14	\$207.26
294-522-016-5	22653-9	40	1	5/26/1999	1,776	19	\$541.84	\$198.34	\$203.36

**Community Facilities District No. 2
Riverside Unified School District**

Fiscal Year 2011-2012 Special Tax Levy

<u>Assessor's Parcel Number</u>	<u>Tract</u>	<u>Lot</u>	<u>Number of Units</u>	<u>Permit Date</u>	<u>Building Sq. Ft.</u>	<u>Plan Area</u>	<u>FY 2011-12 Maximum Special Tax</u>	<u>FY 2011-12 Special Tax Levy</u>	<u>FY 2010-11 Special Tax Levy</u>
294-522-017-6	22653-9	41	1	5/26/1999	1,810	19	\$541.84	\$202.14	\$207.26
294-522-018-7	22653-9	42	1	5/26/1999	2,050	19	\$541.84	\$228.94	\$234.74
294-522-019-8	22653-9	43	1	5/26/1999	1,776	19	\$541.84	\$198.34	\$203.36
294-522-020-8	22653-9	44	1	5/26/1999	1,776	19	\$541.84	\$198.34	\$203.36
294-522-021-9	22653-9	45	1	5/26/1999	1,810	19	\$541.84	\$202.14	\$207.26
294-550-001-8	30718	1	0	10/26/2004	3,100	12	\$28.44	\$14.28	\$14.66
294-550-002-9	30718	2	1	10/21/2003	2,848	12	\$26.13	\$13.12	\$13.46
294-550-003-0	30718	3	1	10/21/2003	2,718	12	\$24.94	\$12.52	\$12.84
294-550-004-1	30718	4	1	10/21/2003	2,945	12	\$27.02	\$13.58	\$13.92
294-550-005-2	30718	5	1	10/21/2003	3,100	12	\$28.44	\$14.28	\$14.66
294-550-006-3	30718	6	0	10/26/2004	2,945	12	\$27.02	\$13.58	\$13.92
294-550-007-4	30718	7	1	12/26/2003	3,100	12	\$28.44	\$14.28	\$14.66
294-550-008-5	30718	8	1	12/26/2003	2,718	12	\$24.94	\$12.52	\$12.84
294-550-009-6	30718	9	1	12/26/2003	2,848	12	\$26.13	\$13.12	\$13.46
294-550-010-6	30718	10	1	12/26/2003	3,100	12	\$28.44	\$14.28	\$14.66
294-550-011-7	30718	11	1	12/26/2003	2,945	12	\$27.02	\$13.58	\$13.92
294-550-012-8	30718	12	1	12/26/2003	2,718	12	\$24.94	\$12.52	\$12.84
294-550-013-9	30718	13	1	12/8/2003	2,848	12	\$26.13	\$13.12	\$13.46
294-550-014-0	30718	14	1	12/8/2003	3,100	12	\$28.44	\$14.28	\$14.66
294-550-015-1	30718	15	1	12/8/2003	2,718	12	\$24.94	\$12.52	\$12.84
294-550-016-2	30718	16	1	12/8/2003	2,945	12	\$27.02	\$13.58	\$13.92
294-550-017-3	30718	77	0	10/26/2004	2,718	12	\$24.94	\$12.52	\$12.84
294-550-018-4	30718	78	0	10/26/2004	2,945	12	\$27.02	\$13.58	\$13.92
294-551-001-1	30718	55	1	12/8/2003	2,945	12	\$27.02	\$13.58	\$13.92
294-551-002-2	30718	56	1	12/8/2003	2,718	12	\$24.94	\$12.52	\$12.84
294-551-003-3	30718	57	1	12/8/2003	3,100	12	\$28.44	\$14.28	\$14.66
294-551-004-4	30718	58	1	12/8/2003	2,945	12	\$27.02	\$13.58	\$13.92
294-551-005-5	30718	59	1	12/8/2003	3,100	12	\$28.44	\$14.28	\$14.66
294-552-001-4	30718	60	1	12/8/2003	2,848	12	\$26.13	\$13.12	\$13.46
294-552-002-5	30718	61	1	12/8/2003	2,718	12	\$24.94	\$12.52	\$12.84
294-552-003-6	30718	62	1	12/8/2003	2,945	12	\$27.02	\$13.58	\$13.92
294-552-004-7	30718	63	1	12/8/2003	3,100	12	\$28.44	\$14.28	\$14.66
294-552-005-8	30718	64	1	12/8/2003	2,718	12	\$24.94	\$12.52	\$12.84
294-552-006-9	30718	65	1	12/26/2003	2,945	12	\$27.02	\$13.58	\$13.92
294-552-007-0	30718	66	1	12/26/2003	2,718	12	\$24.94	\$12.52	\$12.84
294-552-008-1	30718	67	1	12/26/2003	3,100	12	\$28.44	\$14.28	\$14.66
294-552-009-2	30718	68	1	12/26/2003	2,945	12	\$27.02	\$13.58	\$13.92
294-552-010-2	30718	69	1	12/26/2003	2,848	12	\$26.13	\$13.12	\$13.46
294-552-011-3	30718	70	1	12/26/2003	2,718	12	\$24.94	\$12.52	\$12.84
294-552-012-4	30718	71	1	12/26/2003	3,100	12	\$28.44	\$14.28	\$14.66
294-552-013-5	30718	72	1	12/26/2003	2,945	12	\$27.02	\$13.58	\$13.92
294-552-014-6	30718	73	1	12/29/2003	2,848	12	\$26.13	\$13.12	\$13.46
294-552-015-7	30718	74	0	10/26/2004	3,100	12	\$28.44	\$14.28	\$14.66
294-552-016-8	30718	75	0	10/26/2004	2,945	12	\$27.02	\$13.58	\$13.92
294-552-017-9	30718	76	0	10/26/2004	2,848	12	\$26.13	\$13.12	\$13.46
294-560-001-9	30718	17	1	12/8/2003	2,848	12	\$26.13	\$13.12	\$13.46
294-560-002-0	30718	18	1	12/8/2003	3,100	12	\$28.44	\$14.28	\$14.66
294-560-003-1	30718	19	1	12/8/2003	2,718	12	\$24.94	\$12.52	\$12.84
294-560-004-2	30718	20	1	12/8/2003	2,945	12	\$27.02	\$13.58	\$13.92

**Community Facilities District No. 2
Riverside Unified School District**

Fiscal Year 2011-2012 Special Tax Levy

<u>Assessor's Parcel Number</u>	<u>Tract</u>	<u>Lot</u>	<u>Number of Units</u>	<u>Permit Date</u>	<u>Building Sq. Ft.</u>	<u>Plan Area</u>	<u>FY 2011-12 Maximum Special Tax</u>	<u>FY 2011-12 Special Tax Levy</u>	<u>FY 2010-11 Special Tax Levy</u>
294-560-005-3	30718	21	1	12/8/2003	2,848	12	\$26.13	\$13.12	\$13.46
294-560-006-4	30718	22	1	12/8/2003	2,718	12	\$24.94	\$12.52	\$12.84
294-560-007-5	30718	23	1	12/8/2003	3,100	12	\$28.44	\$14.28	\$14.66
294-560-008-6	30718	24	1	11/13/2003	2,945	12	\$27.02	\$13.58	\$13.92
294-560-009-7	30718	25	1	11/13/2003	3,100	12	\$28.44	\$14.28	\$14.66
294-560-010-7	30718	26	1	11/13/2003	2,718	12	\$24.94	\$12.52	\$12.84
294-560-011-8	30718	27	1	11/13/2003	3,100	12	\$28.44	\$14.28	\$14.66
294-560-012-9	30718	28	1	11/13/2003	2,718	12	\$24.94	\$12.52	\$12.84
294-560-013-0	30718	29	1	11/13/2003	2,848	12	\$26.13	\$13.12	\$13.46
294-560-014-1	30718	30	1	11/13/2003	2,945	12	\$27.02	\$13.58	\$13.92
294-560-015-2	30718	31	1	11/13/2003	3,100	12	\$28.44	\$14.28	\$14.66
294-560-016-3	30718	32	1	11/13/2003	2,718	13	\$24.94	\$12.52	\$12.84
294-560-017-4	30718	33	1	11/13/2003	3,100	13	\$28.44	\$14.28	\$14.66
294-560-018-5	30718	34	1	11/13/2003	2,718	13	\$24.94	\$12.52	\$12.84
294-560-019-6	30718	35	1	11/13/2003	2,945	13	\$27.02	\$13.58	\$13.92
294-560-020-6	30718	36	1	11/13/2003	3,100	13	\$28.44	\$14.28	\$14.66
294-560-021-7	30718	37	1	11/13/2003	2,945	12	\$27.02	\$13.58	\$13.92
294-560-022-8	30718	38	1	11/13/2003	3,100	12	\$28.44	\$14.28	\$14.66
294-560-023-9	30718	39	1	11/13/2003	2,945	13	\$27.02	\$13.58	\$13.92
294-560-024-0	30718	40	1	11/13/2003	2,718	13	\$24.94	\$12.52	\$12.84
294-560-025-1	30718	41	1	11/13/2003	2,848	13	\$26.13	\$13.12	\$13.46
294-561-001-2	30718	42	1	11/13/2003	3,100	13	\$28.44	\$14.28	\$14.66
294-561-002-3	30718	43	1	11/13/2003	2,718	13	\$24.94	\$12.52	\$12.84
294-561-003-4	30718	44	1	11/13/2003	2,848	12	\$26.13	\$13.12	\$13.46
294-561-004-5	30718	45	1	11/13/2003	2,945	12	\$27.02	\$13.58	\$13.92
294-561-005-6	30718	46	1	12/8/2003	2,945	12	\$27.02	\$13.58	\$13.92
294-561-006-7	30718	47	1	12/8/2003	3,100	12	\$28.44	\$14.28	\$14.66
294-561-007-8	30718	48	1	12/8/2003	2,848	12	\$26.13	\$13.12	\$13.46
294-561-008-9	30718	49	1	12/8/2003	2,945	13	\$27.02	\$13.58	\$13.92
294-561-009-0	30718	50	1	12/8/2003	2,718	13	\$24.94	\$12.52	\$12.84
294-561-010-0	30718	51	1	12/8/2003	3,100	12	\$28.44	\$14.28	\$14.66
294-561-011-1	30718	52	1	12/8/2003	2,945	12	\$27.02	\$13.58	\$13.92
294-561-012-2	30718	53	1	12/8/2003	2,718	12	\$24.94	\$12.52	\$12.84
294-561-013-3	30718	54	1	12/8/2003	2,848	12	\$26.13	\$13.12	\$13.46
294-570-001-0	30717-1	9	1	3/12/2004	3,404	13	\$31.23	\$15.70	\$16.08
294-570-002-1	30717-1	10	1	3/12/2004	3,752	13	\$34.42	\$17.30	\$17.74
294-570-003-2	30717-1	11	1	3/12/2004	3,384	13	\$31.05	\$15.60	\$16.00
294-570-004-3	30717-1	12	1	3/12/2004	3,752	13	\$34.42	\$17.30	\$17.74
294-570-005-4	30717-1	13	1	3/12/2004	3,384	13	\$31.05	\$15.60	\$16.00
294-570-006-5	30717-1	14	1	2/11/2004	3,384	13	\$31.05	\$15.60	\$16.00
294-570-007-6	30717-1	15	1	2/11/2004	3,404	13	\$31.23	\$15.70	\$16.08
294-570-008-7	30717-1	16	1	2/11/2004	3,752	13	\$34.42	\$17.30	\$17.74
294-570-009-8	30717-1	17	1	2/11/2004	3,384	13	\$31.05	\$15.60	\$16.00
294-570-010-8	30717-1	18	1	2/11/2004	3,752	13	\$34.42	\$17.30	\$17.74
294-570-011-9	30717-1	19	1	2/11/2004	3,384	13	\$31.05	\$15.60	\$16.00
294-570-012-0	30717-1	20	1	2/11/2004	3,404	13	\$31.23	\$15.70	\$16.08
294-570-013-1	30717-1	21	1	2/11/2004	3,752	13	\$34.42	\$17.30	\$17.74
294-570-014-2	30717-1	22	1	2/11/2004	3,404	13	\$31.23	\$15.70	\$16.08
294-570-015-3	30717-1	23	1	2/11/2004	3,384	13	\$31.05	\$15.60	\$16.00

**Community Facilities District No. 2
Riverside Unified School District**

Fiscal Year 2011-2012 Special Tax Levy

<u>Assessor's Parcel Number</u>	<u>Tract</u>	<u>Lot</u>	<u>Number of Units</u>	<u>Permit Date</u>	<u>Building Sq. Ft.</u>	<u>Plan Area</u>	<u>FY 2011-12 Maximum Special Tax</u>	<u>FY 2011-12 Special Tax Levy</u>	<u>FY 2010-11 Special Tax Levy</u>
294-570-016-4	30717-1	24	1	2/11/2004	3,404	13	\$31.23	\$15.70	\$16.08
294-570-017-5	30717-1	25	1	2/11/2004	3,384	13	\$31.05	\$15.60	\$16.00
294-570-019-7	30717-1	26	1	2/11/2004	3,404	13	\$31.23	\$15.70	\$16.08
294-570-020-7	30717-1	27	1	2/11/2004	3,384	13	\$31.05	\$15.60	\$16.00
294-570-021-8	30717-1	28	1	2/11/2004	3,752	13	\$34.42	\$17.30	\$17.74
294-570-022-9	30717-1	29	1	2/11/2004	3,404	13	\$31.23	\$15.70	\$16.08
294-570-024-1	30717-1	30	1	12/26/2003	3,384	13	\$31.05	\$15.60	\$16.00
294-570-025-2	30717-1	31	1	12/26/2003	3,404	13	\$31.23	\$15.70	\$16.08
294-570-026-3	30717-1	32	1	12/26/2003	3,404	13	\$31.23	\$15.70	\$16.08
294-570-027-4	30717-1	33	1	12/26/2003	3,404	13	\$31.23	\$15.70	\$16.08
294-570-028-5	30717-1	34	1	12/26/2003	3,387	13	\$31.07	\$15.62	\$16.00
294-571-001-3	30717-1	81	1	12/26/2003	3,752	13	\$34.42	\$17.30	\$17.74
294-571-002-4	30717-1	82	1	12/26/2003	3,404	13	\$31.23	\$15.70	\$16.08
294-571-003-5	30717-1	83	1	12/26/2003	3,752	13	\$34.42	\$17.30	\$17.74
294-571-004-6	30717-1	84	1	12/26/2003	3,384	13	\$31.05	\$15.60	\$16.00
294-571-005-7	30717-1	85	1	12/26/2003	3,384	13	\$31.05	\$15.60	\$16.00
294-571-006-8	30717-1	86	1	12/26/2003	3,752	13	\$34.42	\$17.30	\$17.74
294-571-007-9	30717-1	87	1	12/26/2003	3,404	13	\$31.23	\$15.70	\$16.08
294-571-008-0	30717-1	88	1	12/26/2003	3,752	13	\$34.42	\$17.30	\$17.74
294-572-001-6	30717-1	109	1	12/26/2003	3,404	13	\$31.23	\$15.70	\$16.08
294-572-002-7	30717-1	110	1	12/26/2003	3,752	13	\$34.42	\$17.30	\$17.74
294-572-003-8	30717-1	111	1	12/26/2003	3,404	13	\$31.23	\$15.70	\$16.08
294-572-004-9	30717-1	112	1	12/26/2003	3,384	13	\$31.05	\$15.60	\$16.00
294-572-005-0	30717-1	113	1	2/11/2004	3,384	13	\$31.05	\$15.60	\$16.00
294-572-006-1	30717-1	114	1	3/12/2004	3,404	13	\$31.23	\$15.70	\$16.08
294-572-007-2	30717-1	115	1	3/12/2004	3,752	13	\$34.42	\$17.30	\$17.74
294-572-008-3	30717-1	116	1	3/12/2004	3,404	13	\$31.23	\$15.70	\$16.08
294-580-001-1	30717-1	1	1	5/18/2004	3,384	13	\$31.05	\$15.60	\$16.00
294-580-002-2	30717-1	2	1	5/18/2004	3,752	13	\$34.42	\$17.30	\$17.74
294-580-003-3	30717-1	3	1	5/18/2004	3,404	13	\$31.23	\$15.70	\$16.08
294-580-004-4	30717-1	4	1	5/18/2004	3,384	13	\$31.05	\$15.60	\$16.00
294-580-005-5	30717-1	5	1	3/12/2004	3,404	13	\$31.23	\$15.70	\$16.08
294-580-006-6	30717-1	6	1	3/12/2004	3,404	13	\$31.23	\$15.70	\$16.08
294-580-007-7	30717-1	7	1	3/12/2004	3,752	13	\$34.42	\$17.30	\$17.74
294-580-008-8	30717-1	8	1	3/12/2004	3,404	13	\$31.23	\$15.70	\$16.08
294-581-001-4	30717-1	35	1	12/26/2003	3,752	13	\$34.42	\$17.30	\$17.74
294-581-002-5	30717-1	36	1	11/21/2003	3,404	13	\$31.23	\$15.70	\$16.08
294-581-003-6	30717-1	37	1	11/21/2003	3,752	13	\$34.42	\$17.30	\$17.74
294-581-004-7	30717-1	38	1	11/21/2003	3,404	13	\$31.23	\$15.70	\$16.08
294-581-005-8	30717-1	39	1	11/21/2003	3,384	13	\$31.05	\$15.60	\$16.00
294-581-006-9	30717-1	40	1	11/21/2003	3,752	13	\$34.42	\$17.30	\$17.74
294-581-007-0	30717-1	41	1	11/21/2003	3,752	13	\$34.42	\$17.30	\$17.74
294-581-008-1	30717-1	42	1	11/21/2003	3,404	13	\$31.23	\$15.70	\$16.08
294-581-009-2	30717-1	43	1	11/21/2003	3,752	13	\$34.42	\$17.30	\$17.74
294-581-010-2	30717-1	44	1	11/21/2003	3,404	13	\$31.23	\$15.70	\$16.08
294-581-011-3	30717-1	45	1	7/15/2004	3,752	13	\$34.42	\$17.30	\$17.74
294-582-001-7	30717-1	70	1	11/21/2003	3,382	13	\$31.03	\$15.58	\$15.98
294-582-002-8	30717-1	71	1	11/21/2003	3,404	13	\$31.23	\$15.70	\$16.08
294-582-003-9	30717-1	72	1	11/21/2003	3,752	13	\$34.42	\$17.30	\$17.74

**Community Facilities District No. 2
Riverside Unified School District**

Fiscal Year 2011-2012 Special Tax Levy

<u>Assessor's Parcel Number</u>	<u>Tract</u>	<u>Lot</u>	<u>Number of Units</u>	<u>Permit Date</u>	<u>Building Sq. Ft.</u>	<u>Plan Area</u>	<u>FY 2011-12 Maximum Special Tax</u>	<u>FY 2011-12 Special Tax Levy</u>	<u>FY 2010-11 Special Tax Levy</u>
294-582-004-0	30717-1	73	1	11/21/2003	3,384	13	\$31.05	\$15.60	\$16.00
294-582-005-1	30717-1	74	1	11/21/2003	3,404	13	\$31.23	\$15.70	\$16.08
294-582-006-2	30717-1	75	1	11/21/2003	3,752	13	\$34.42	\$17.30	\$17.74
294-582-007-3	30717-1	76	1	11/21/2003	3,404	13	\$31.23	\$15.70	\$16.08
294-582-008-4	30717-1	77	1	11/21/2003	3,752	13	\$34.42	\$17.30	\$17.74
294-582-009-5	30717-1	78	1	11/21/2003	3,384	13	\$31.05	\$15.60	\$16.00
294-582-010-5	30717-1	79	1	11/21/2003	3,752	13	\$34.42	\$17.30	\$17.74
294-582-011-6	30717-1	80	1	12/26/2003	3,404	13	\$31.23	\$15.70	\$16.08
294-582-012-7	30717-1	89	1	12/26/2003	3,384	13	\$31.05	\$15.60	\$16.00
294-582-013-8	30717-1	90	1	12/11/2003	3,752	13	\$34.42	\$17.30	\$17.74
294-582-014-9	30717-1	91	1	12/11/2003	3,404	13	\$31.23	\$15.70	\$16.08
294-582-015-0	30717-1	92	1	12/11/2003	3,752	13	\$34.42	\$17.30	\$17.74
294-582-016-1	30717-1	93	1	12/11/2003	3,404	13	\$31.23	\$15.70	\$16.08
294-582-017-2	30717-1	94	1	12/11/2003	3,752	13	\$34.42	\$17.30	\$17.74
294-582-018-3	30717-1	95	1	12/11/2003	3,404	13	\$31.23	\$15.70	\$16.08
294-582-019-4	30717-1	96	1	12/11/2003	3,384	13	\$31.05	\$15.60	\$16.00
294-582-020-4	30717-1	97	1	12/11/2003	3,404	13	\$31.23	\$15.70	\$16.08
294-582-021-5	30717-1	98	1	12/11/2003	3,384	13	\$31.05	\$15.60	\$16.00
294-583-001-0	30717-1	99	1	12/11/2003	3,384	13	\$31.05	\$15.60	\$16.00
294-583-002-1	30717-1	100	1	12/11/2003	3,752	13	\$34.42	\$17.30	\$17.74
294-583-003-2	30717-1	101	1	12/11/2003	3,404	13	\$31.23	\$15.70	\$16.08
294-583-004-3	30717-1	102	1	12/11/2003	3,752	13	\$34.42	\$17.30	\$17.74
294-583-005-4	30717-1	103	1	12/11/2003	3,404	13	\$31.23	\$15.70	\$16.08
294-583-006-5	30717-1	104	1	12/11/2003	3,752	13	\$34.42	\$17.30	\$17.74
294-583-007-6	30717-1	105	1	12/11/2003	3,384	13	\$31.05	\$15.60	\$16.00
294-583-008-7	30717-1	106	1	12/11/2003	3,752	13	\$34.42	\$17.30	\$17.74
294-583-009-8	30717-1	107	1	12/11/2003	3,404	13	\$31.23	\$15.70	\$16.08
294-583-010-8	30717-1	108	1	12/26/2003	3,752	13	\$34.42	\$17.30	\$17.74
294-583-011-9	30717-1	117	1	3/12/2004	3,752	13	\$34.42	\$17.30	\$17.74
294-583-012-0	30717-1	118	1	3/12/2004	3,404	13	\$31.23	\$15.70	\$16.08
294-583-013-1	30717-1	119	1	3/12/2004	3,752	13	\$34.42	\$17.30	\$17.74
294-583-014-2	30717-1	120	1	3/12/2004	3,404	13	\$31.23	\$15.70	\$16.08
294-583-015-3	30717-1	121	1	5/18/2004	3,752	13	\$34.42	\$17.30	\$17.74
294-583-016-4	30717-1	122	1	5/18/2004	3,404	13	\$31.23	\$15.70	\$16.08
294-583-017-5	30717-1	123	1	5/18/2004	3,752	13	\$34.42	\$17.30	\$17.74
294-583-018-6	30717-1	124	1	5/18/2004	3,404	13	\$31.23	\$15.70	\$16.08
294-583-019-7	30717-1	125	1	5/18/2004	3,752	13	\$34.42	\$17.30	\$17.74
294-583-020-7	30717-1	126	1	5/18/2004	3,384	13	\$31.05	\$15.60	\$16.00
294-584-001-3	30717-1	127	1	5/18/2004	3,384	13	\$31.05	\$15.60	\$16.00
294-584-002-4	30717-1	128	1	5/18/2004	3,404	13	\$31.23	\$15.70	\$16.08
294-584-003-5	30717-1	129	1	5/18/2004	3,384	13	\$31.05	\$15.60	\$16.00
294-584-004-6	30717-1	130	1	5/18/2004	3,752	13	\$34.42	\$17.30	\$17.74
294-584-005-7	30717-1	131	1	5/18/2004	3,384	13	\$31.05	\$15.60	\$16.00
294-584-006-8	30717-1	132	1	5/18/2004	3,384	13	\$31.05	\$15.60	\$16.00
294-584-007-9	30717-1	133	1	5/18/2004	3,404	13	\$31.23	\$15.70	\$16.08
294-584-008-0	30717-1	134	1	5/18/2004	3,752	13	\$34.42	\$17.30	\$17.74
294-584-009-1	30717-1	135	1	5/18/2004	3,404	13	\$31.23	\$15.70	\$16.08
294-584-010-1	30717-1	136	1	5/18/2004	3,384	13	\$31.05	\$15.60	\$16.00
294-590-001-2	30717	1	1	12/24/2003	2,414	13	\$22.15	\$11.12	\$11.40

**Community Facilities District No. 2
Riverside Unified School District**

Fiscal Year 2011-2012 Special Tax Levy

<u>Assessor's Parcel Number</u>	<u>Tract</u>	<u>Lot</u>	<u>Number of Units</u>	<u>Permit Date</u>	<u>Building Sq. Ft.</u>	<u>Plan Area</u>	<u>FY 2011-12 Maximum Special Tax</u>	<u>FY 2011-12 Special Tax Levy</u>	<u>FY 2010-11 Special Tax Levy</u>
294-590-002-3	30717	2	1	12/24/2003	2,598	13	\$23.84	\$11.98	\$12.28
294-590-003-4	30717	3	1	12/24/2003	2,684	13	\$24.63	\$12.38	\$12.68
294-590-004-5	30717	4	1	12/24/2003	2,414	13	\$22.15	\$11.12	\$11.40
294-590-005-6	30717	5	1	12/24/2003	2,598	13	\$23.84	\$11.98	\$12.28
294-590-006-7	30717	6	1	12/24/2003	2,684	13	\$24.63	\$12.38	\$12.68
294-590-007-8	30717	7	1	2/6/2004	2,414	13	\$22.15	\$11.12	\$11.40
294-590-008-9	30717	8	1	2/6/2004	2,598	13	\$23.84	\$11.98	\$12.28
294-590-009-0	30717	9	1	2/6/2004	2,684	13	\$24.63	\$12.38	\$12.68
294-590-010-0	30717	10	1	2/6/2004	2,598	13	\$23.84	\$11.98	\$12.28
294-590-011-1	30717	11	1	2/6/2004	2,414	13	\$22.15	\$11.12	\$11.40
294-590-012-2	30717	12	1	2/6/2004	2,684	13	\$24.63	\$12.38	\$12.68
294-590-013-3	30717	13	1	2/6/2004	2,414	13	\$22.15	\$11.12	\$11.40
294-590-014-4	30717	14	1	2/6/2004	2,598	13	\$23.84	\$11.98	\$12.28
294-590-015-5	30717	15	1	2/11/2004	2,414	13	\$22.15	\$11.12	\$11.40
294-590-016-6	30717	16	1	2/11/2004	2,598	13	\$23.84	\$11.98	\$12.28
294-590-017-7	30717	17	1	2/11/2004	2,684	13	\$24.63	\$12.38	\$12.68
294-590-018-8	30717	18	1	2/11/2004	2,414	13	\$22.15	\$11.12	\$11.40
294-590-019-9	30717	19	1	3/11/2004	2,684	13	\$24.63	\$12.38	\$12.68
294-590-020-9	30717	20	1	3/11/2004	2,598	13	\$23.84	\$11.98	\$12.28
294-590-021-0	30717	21	1	3/11/2004	2,684	13	\$24.63	\$12.38	\$12.68
294-590-022-1	30717	22	1	3/11/2004	2,598	13	\$23.84	\$11.98	\$12.28
294-590-023-2	30717	23	1	3/11/2004	2,684	13	\$24.63	\$12.38	\$12.68
294-591-001-5	30717	48	0	7/14/2004	2,598	13	\$23.84	\$11.98	\$12.28
294-591-002-6	30717	49	1	12/19/2003	2,414	13	\$22.15	\$11.12	\$11.40
294-591-003-7	30717	50	1	12/19/2003	2,598	13	\$23.84	\$11.98	\$12.28
294-591-004-8	30717	51	1	12/19/2003	2,684	13	\$24.63	\$12.38	\$12.68
294-592-001-8	30717	52	1	3/11/2004	2,414	13	\$22.15	\$11.12	\$11.40
294-592-002-9	30717	53	1	3/11/2004	2,414	13	\$22.15	\$11.12	\$11.40
294-592-003-0	30717	54	1	3/11/2004	2,598	13	\$23.84	\$11.98	\$12.28
294-592-004-1	30717	55	1	3/11/2004	2,414	13	\$22.15	\$11.12	\$11.40
294-592-005-2	30717	56	1	3/11/2004	2,684	13	\$24.63	\$12.38	\$12.68
294-592-006-3	30717	57	1	2/11/2004	2,414	13	\$22.15	\$11.12	\$11.40
294-592-007-4	30717	58	1	2/11/2004	2,684	13	\$24.63	\$12.38	\$12.68
294-592-008-5	30717	59	1	2/11/2004	2,598	13	\$23.84	\$11.98	\$12.28
294-592-009-6	30717	60	1	2/11/2004	2,414	13	\$22.15	\$11.12	\$11.40
294-592-010-6	30717	61	1	2/11/2004	2,684	13	\$24.63	\$12.38	\$12.68
294-592-011-7	30717	62	1	2/11/2004	2,598	13	\$23.84	\$11.98	\$12.28
294-592-012-8	30717	63	1	2/11/2004	2,414	13	\$22.15	\$11.12	\$11.40
294-592-013-9	30717	64	1	2/11/2004	2,684	13	\$24.63	\$12.38	\$12.68
294-592-014-0	30717	65	1	2/11/2004	2,598	13	\$23.84	\$11.98	\$12.28
294-592-015-1	30717	66	1	2/11/2004	2,414	13	\$22.15	\$11.12	\$11.40
294-592-016-2	30717	67	1	2/11/2004	2,684	13	\$24.63	\$12.38	\$12.68
294-592-017-3	30717	68	1	2/11/2004	2,598	13	\$23.84	\$11.98	\$12.28
294-592-018-4	30717	69	1	2/6/2004	2,684	13	\$24.63	\$12.38	\$12.68
294-592-019-5	30717	70	1	2/6/2004	2,598	13	\$23.84	\$11.98	\$12.28
294-592-020-5	30717	71	1	2/6/2004	2,414	13	\$22.15	\$11.12	\$11.40
294-592-021-6	30717	72	1	12/26/2003	2,598	13	\$23.84	\$11.98	\$12.28
294-592-022-7	30717	73	1	12/26/2003	2,684	13	\$24.63	\$12.38	\$12.68
294-592-023-8	30717	74	1	12/26/2003	2,414	13	\$22.15	\$11.12	\$11.40

**Community Facilities District No. 2
Riverside Unified School District**

Fiscal Year 2011-2012 Special Tax Levy

<u>Assessor's Parcel Number</u>	<u>Tract</u>	<u>Lot</u>	<u>Number of Units</u>	<u>Permit Date</u>	<u>Building Sq. Ft.</u>	<u>Plan Area</u>	<u>FY 2011-12 Maximum Special Tax</u>	<u>FY 2011-12 Special Tax Levy</u>	<u>FY 2010-11 Special Tax Levy</u>
294-592-024-9	30717	75	1	12/26/2003	2,684	13	\$24.63	\$12.38	\$12.68
294-592-025-0	30717	76	1	12/26/2003	2,598	13	\$23.84	\$11.98	\$12.28
294-600-001-2	30717	24	1	5/18/2004	2,414	13	\$22.15	\$11.12	\$11.40
294-600-002-3	30717	25	1	5/18/2004	2,598	13	\$23.84	\$11.98	\$12.28
294-600-003-4	30717	26	1	5/18/2004	2,684	13	\$24.63	\$12.38	\$12.68
294-600-004-5	30717	27	1	5/18/2004	2,414	13	\$22.15	\$11.12	\$11.40
294-600-005-6	30717	28	1	5/18/2004	2,598	13	\$23.84	\$11.98	\$12.28
294-600-006-7	30717	29	1	5/18/2004	2,684	13	\$24.63	\$12.38	\$12.68
294-600-007-8	30717	30	1	5/18/2004	2,414	13	\$22.15	\$11.12	\$11.40
294-600-008-9	30717	31	1	5/18/2004	2,598	13	\$23.84	\$11.98	\$12.28
294-600-009-0	30717	32	0	7/14/2004	2,414	13	\$22.15	\$11.12	\$11.40
294-600-010-0	30717	33	0	7/14/2004	2,598	13	\$23.84	\$11.98	\$12.28
294-600-011-1	30717	34	0	7/14/2004	2,684	13	\$24.63	\$12.38	\$12.68
294-600-012-2	30717	35	0	7/14/2004	2,598	13	\$23.84	\$11.98	\$12.28
294-600-013-3	30717	36	0	7/14/2004	2,414	13	\$22.15	\$11.12	\$11.40
294-600-014-4	30717	37	0	7/14/2004	2,684	13	\$24.63	\$12.38	\$12.68
294-600-015-5	30717	38	0	7/14/2004	2,414	13	\$22.15	\$11.12	\$11.40
294-600-016-6	30717	39	0	7/14/2004	2,598	13	\$23.84	\$11.98	\$12.28
294-600-017-7	30717	40	0	7/14/2004	2,684	13	\$24.63	\$12.38	\$12.68
294-600-018-8	30717	41	0	7/14/2004	2,414	13	\$22.15	\$11.12	\$11.40
294-600-019-9	30717-2	1	1	3/11/2004	2,848	13	\$26.13	\$13.12	\$13.46
294-600-020-9	30717-2	2	1	3/11/2004	2,718	13	\$24.94	\$12.52	\$12.84
294-600-021-0	30717-2	3	1	3/11/2004	2,945	13	\$27.02	\$13.58	\$13.92
294-600-022-1	30717-2	4	1	3/11/2004	3,100	13	\$28.44	\$14.28	\$14.66
294-600-023-2	30717-2	5	1	3/11/2004	2,848	13	\$26.13	\$13.12	\$13.46
294-600-024-3	30717-2	6	1	3/18/2004	2,718	13	\$24.94	\$12.52	\$12.84
294-600-025-4	30717-2	7	1	3/18/2004	2,945	13	\$27.02	\$13.58	\$13.92
294-601-001-5	30717	42	0	7/14/2004	2,598	13	\$23.84	\$11.98	\$12.28
294-601-002-6	30717	43	0	7/14/2004	2,684	13	\$24.63	\$12.38	\$12.68
294-601-003-7	30717	44	1	5/18/2004	2,414	13	\$22.15	\$11.12	\$11.40
294-601-004-8	30717	45	1	5/18/2004	2,598	13	\$23.84	\$11.98	\$12.28
294-601-005-9	30717	46	1	5/18/2004	2,684	13	\$24.63	\$12.38	\$12.68
294-601-006-0	30717	47	1	3/11/2004	2,414	13	\$22.15	\$11.12	\$11.40
294-601-007-1	30717-2	70	1	3/11/2004	2,945	13	\$27.02	\$13.58	\$13.92
294-601-008-2	30717-2	71	1	3/11/2004	2,718	13	\$24.94	\$12.52	\$12.84
294-601-009-3	30717-2	72	1	3/11/2004	2,848	13	\$26.13	\$13.12	\$13.46
294-601-010-3	30717-2	73	1	3/11/2004	3,100	13	\$28.44	\$14.28	\$14.66
294-601-011-4	30717-2	74	1	3/11/2004	2,945	13	\$27.02	\$13.58	\$13.92
294-601-012-5	30717-2	75	1	3/11/2004	2,718	13	\$24.94	\$12.52	\$12.84
294-602-001-8	30717-2	58	1	3/11/2004	2,718	13	\$24.94	\$12.52	\$12.84
294-602-002-9	30717-2	59	1	3/11/2004	2,945	13	\$27.02	\$13.58	\$13.92
294-602-003-0	30717-2	60	1	3/11/2004	3,100	13	\$28.44	\$14.28	\$14.66
294-603-001-1	30717-2	61	1	3/18/2004	2,848	13	\$26.13	\$13.12	\$13.46
294-603-002-2	30717-2	62	1	3/18/2004	2,718	13	\$24.94	\$12.52	\$12.84
294-603-003-3	30717-2	63	1	3/18/2004	2,945	13	\$27.02	\$13.58	\$13.92
294-603-004-4	30717-2	64	1	3/18/2004	3,100	13	\$28.44	\$14.28	\$14.66
294-603-005-5	30717-2	65	1	3/18/2004	2,848	13	\$26.13	\$13.12	\$13.46
294-603-006-6	30717-2	66	1	3/11/2004	2,945	13	\$27.02	\$13.58	\$13.92
294-603-007-7	30717-2	67	1	3/11/2004	2,718	13	\$24.94	\$12.52	\$12.84

**Community Facilities District No. 2
Riverside Unified School District**

Fiscal Year 2011-2012 Special Tax Levy

<u>Assessor's Parcel Number</u>	<u>Tract</u>	<u>Lot</u>	<u>Number of Units</u>	<u>Permit Date</u>	<u>Building Sq. Ft.</u>	<u>Plan Area</u>	<u>FY 2011-12 Maximum Special Tax</u>	<u>FY 2011-12 Special Tax Levy</u>	<u>FY 2010-11 Special Tax Levy</u>
294-603-008-8	30717-2	68	1	3/11/2004	2,848	13	\$26.13	\$13.12	\$13.46
294-603-009-9	30717-2	69	1	3/11/2004	3,100	13	\$28.44	\$14.28	\$14.66
294-610-001-3	30717-2	8	1	3/18/2004	3,100	13	\$28.44	\$14.28	\$14.66
294-610-002-4	30717-2	9	1	3/18/2004	2,848	13	\$26.13	\$13.12	\$13.46
294-610-003-5	30717-2	10	1	3/18/2004	2,718	13	\$24.94	\$12.52	\$12.84
294-610-004-6	30717-2	11	1	5/18/2004	2,945	13	\$27.02	\$13.58	\$13.92
294-610-005-7	30717-2	12	1	5/18/2004	3,100	13	\$28.44	\$14.28	\$14.66
294-610-006-8	30717-2	13	1	5/18/2004	2,848	13	\$26.13	\$13.12	\$13.46
294-610-007-9	30717-2	14	1	5/18/2004	2,718	13	\$24.94	\$12.52	\$12.84
294-610-008-0	30717-2	15	1	5/18/2004	2,945	13	\$27.02	\$13.58	\$13.92
294-610-009-1	30717-2	16	0	7/14/2004	3,100	13	\$28.44	\$14.28	\$14.66
294-610-010-1	30717-2	17	0	7/14/2004	2,848	13	\$26.13	\$13.12	\$13.46
294-610-011-2	30717-2	18	0	7/14/2004	2,718	13	\$24.94	\$12.52	\$12.84
294-610-012-3	30717-2	19	0	7/14/2004	2,945	13	\$27.02	\$13.58	\$13.92
294-610-013-4	30717-2	20	0	7/14/2004	3,100	13	\$28.44	\$14.28	\$14.66
294-610-014-5	30717-2	21	0	7/14/2004	2,848	13	\$26.13	\$13.12	\$13.46
294-610-015-6	30717-2	22	0	7/14/2004	2,718	13	\$24.94	\$12.52	\$12.84
294-611-001-6	30717-2	23	0	7/15/2004	2,848	13	\$26.13	\$13.12	\$13.46
294-611-002-7	30717-2	24	0	7/15/2004	3,100	13	\$28.44	\$14.28	\$14.66
294-611-003-8	30717-2	25	0	7/15/2004	2,718	13	\$24.94	\$12.52	\$12.84
294-611-004-9	30717-2	26	0	7/15/2004	2,945	13	\$27.02	\$13.58	\$13.92
294-611-005-0	30717-2	27	0	7/15/2004	3,100	13	\$28.44	\$14.28	\$14.66
294-611-006-1	30717-2	28	0	7/15/2004	2,945	13	\$27.02	\$13.58	\$13.92
294-611-007-2	30717-2	29	0	7/15/2004	2,046	13	\$18.77	\$9.44	\$9.68
294-611-008-3	30717-2	30	0	7/15/2004	2,945	13	\$27.02	\$13.58	\$13.92
294-611-009-4	30717-2	31	0	7/15/2004	3,100	13	\$28.44	\$14.28	\$14.66
294-611-010-4	30717-2	32	0	7/15/2004	2,848	13	\$26.13	\$13.12	\$13.46
294-611-011-5	30717-2	33	0	7/15/2004	2,718	13	\$24.94	\$12.52	\$12.84
294-611-012-6	30717-2	34	0	7/15/2004	2,848	13	\$26.13	\$13.12	\$13.46
294-611-013-7	30717-2	35	0	7/15/2004	3,100	13	\$28.44	\$14.28	\$14.66
294-611-014-8	30717-2	36	0	7/15/2004	2,945	13	\$27.02	\$13.58	\$13.92
294-611-015-9	30717-2	37	0	7/15/2004	2,718	13	\$24.94	\$12.52	\$12.84
294-611-016-0	30717-2	38	0	7/15/2004	2,848	13	\$26.13	\$13.12	\$13.46
294-611-017-1	30717-2	39	1	5/18/2004	2,945	13	\$27.02	\$13.58	\$13.92
294-611-018-2	30717-2	40	1	5/18/2004	2,718	13	\$24.94	\$12.52	\$12.84
294-611-019-3	30717-2	41	1	5/18/2004	3,100	13	\$28.44	\$14.28	\$14.66
294-611-020-3	30717-2	42	1	5/18/2004	2,945	13	\$27.02	\$13.58	\$13.92
294-611-021-4	30717-2	43	1	5/18/2004	2,848	13	\$26.13	\$13.12	\$13.46
294-611-022-5	30717-2	44	1	5/18/2004	2,718	13	\$24.94	\$12.52	\$12.84
294-611-023-6	30717-2	45	1	5/18/2004	2,945	13	\$27.02	\$13.58	\$13.92
294-611-024-7	30717-2	46	1	5/18/2004	2,848	13	\$26.13	\$13.12	\$13.46
294-611-025-8	30717-2	47	1	5/18/2004	3,100	13	\$28.44	\$14.28	\$14.66
294-611-026-9	30717-2	48	1	5/18/2004	2,718	13	\$24.94	\$12.52	\$12.84
294-611-027-0	30717-2	49	1	5/18/2004	3,100	13	\$28.44	\$14.28	\$14.66
294-611-028-1	30717-2	50	1	5/18/2004	2,848	13	\$26.13	\$13.12	\$13.46
294-611-029-2	30717-2	51	1	3/18/2004	2,945	13	\$27.02	\$13.58	\$13.92
294-611-030-2	30717-2	52	1	3/18/2004	3,100	13	\$28.44	\$14.28	\$14.66
294-611-031-3	30717-2	53	1	3/18/2004	2,848	13	\$26.13	\$13.12	\$13.46
294-611-032-4	30717-2	54	1	3/18/2004	2,718	13	\$24.94	\$12.52	\$12.84

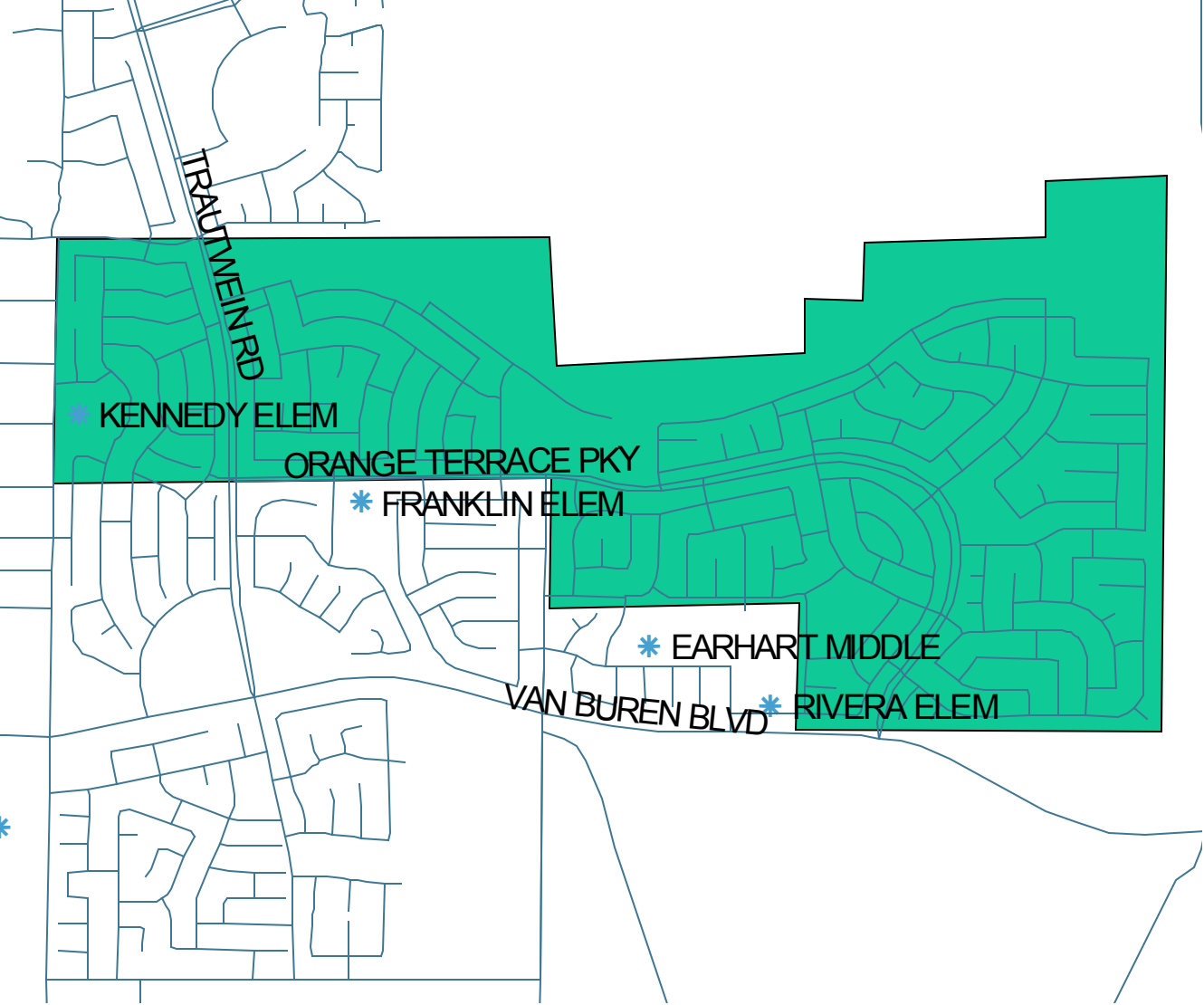
**Community Facilities District No. 2
Riverside Unified School District**

Fiscal Year 2011-2012 Special Tax Levy


<u>Assessor's Parcel Number</u>	<u>Tract</u>	<u>Lot</u>	<u>Number of Units</u>	<u>Permit Date</u>	<u>Building Sq. Ft.</u>	<u>Plan Area</u>	<u>FY 2011-12 Maximum Special Tax</u>	<u>FY 2011-12 Special Tax Levy</u>	<u>FY 2010-11 Special Tax Levy</u>
294-611-033-5	30717-2	55	1	3/18/2004	2,945	13	\$27.02	\$13.58	\$13.92
294-611-034-6	30717-2	56	1	3/18/2004	3,100	13	\$28.44	\$14.28	\$14.66
294-611-035-7	30717-2	57	1	3/18/2004	2,718	13	\$24.94	\$12.52	\$12.84
294-620-001-4	31214	1	1	6/27/2005	2,889	19	\$541.84	\$322.64	\$330.80
294-620-002-5	31214	2	1	6/27/2005	3,153	19	\$541.84	\$352.12	\$361.04
294-620-003-6	31214	3	1	6/27/2005	3,114	19	\$541.84	\$347.78	\$356.56
294-620-014-6	31214	4	1	6/27/2005	3,153	19	\$541.84	\$352.12	\$361.04
294-620-015-7	31214	5	1		1,500	19	\$541.84	\$167.52	\$171.76
294-620-016-8	31214	6	1		1,500	19	\$541.84	\$167.52	\$171.76
294-620-017-9	31214	7	1		1,500	19	\$541.84	\$167.52	\$171.76
294-620-018-0	31214	8	1		54,880	18	\$503.51	\$252.88	\$259.28
294-620-019-1	31214		0		0	18	\$0.00	\$0.00	\$0.00
Totals:			2,903		8,010,249		\$1,456,032.53	\$711,108.04	\$729,103.68

J:\CLIENTS\RUSD\ADMIN\2011_2012\CFD2\Database\cfd2 tax roll.rpt
6/6/2011

CFD 2 Vicinity Map



 Streets.shp
 Schools.shp
 CFD 2



RESOLUTION NO. 2010/11-54

RESOLUTION OF THE BOARD OF EDUCATION OF RIVERSIDE UNIFIED SCHOOL DISTRICT LEVYING SPECIAL TAXES TO BE COLLECTED DURING FISCAL YEAR 2011-12 FOR THE PAYMENT OF THE PRINCIPAL OF AND INTEREST ON AND ADMINISTRATIVE EXPENSES WITH RESPECT TO THE BONDS OF COMMUNITY FACILITIES DISTRICT NO. 3 OF RIVERSIDE UNIFIED SCHOOL DISTRICT

WHEREAS, it is necessary that the Board of Education of Riverside Unified School District (the "Board of Education") levy special taxes pursuant to Sections 53340 and 53358 of the Government Code for the payment of the principal of and interest on the outstanding bonds of Community Facilities District No. 3 of Riverside Unified School District, County of Riverside, State of California (the "District"), and for the payment of administrative expenses incurred in connection with the levy and collection of said special taxes and the payment of such principal and interest; and

WHEREAS, pursuant to Section 53340 of the Government Code, the Board of Education may by resolution provide for the levy of special taxes on parcels of taxable property in the District at a rate provided by ordinance or at a lower rate; and

WHEREAS, the Board of Education has previously levied special taxes on parcels of taxable property in the District by ordinance, the rates of the special taxes that will be levied on such parcels for fiscal year 2011-12 will not exceed the rates of the special taxes that have previously been levied by ordinance;

NOW, THEREFORE, BE IT RESOLVED, DETERMINED AND ORDERED BY THE BOARD OF EDUCATION OF RIVERSIDE UNIFIED SCHOOL DISTRICT DOES ORDAIN AS FOLLOWS:

Section 1. Levy of Special Taxes. Special taxes shall be and are hereby levied for the 2011-12 fiscal year on all parcels of real property within the District which are subject to taxation, which are identified in Exhibit "A" attached hereto, and in the amount set forth for each such parcel in said Exhibit "A." Pursuant to Sections 53340 and 53358 of the Government Code, such special taxes shall be collected in the same manner as ordinary ad valorem property taxes are collected and shall be subject to the same penalties and the same procedure, sale, and lien priority in case of delinquency as is provided for ad valorem taxes.

Section 2. Transmittal to County. The Clerk of the Board of Education shall immediately following adoption of this resolution transmit a copy hereof to the Board of Supervisors and the County Auditor of the County of Riverside together with a request that the special taxes as levied hereby be collected on the tax bills for the parcels identified in Exhibit "A" hereto, along with the ordinary ad valorem property taxes to be levied on and collected from the owners of said parcels.

PASSED AND ADOPTED by the Board of Education of Riverside Unified School District at a regular meeting held on the 20th day of June, 2011, by the following vote:

AYES:

NOES:

ABSENT:

ABSTAINED:

Clerk of the Board of Education
of Riverside Unified School District

STATE OF CALIFORNIA)
) ss.
COUNTY OF RIVERSIDE)

I, Gayle Cloud, Clerk of the Board of Education of Riverside Unified School District, do hereby certify that the above and foregoing is a full, true and correct copy of Resolution No. 2010/11-54 of the Board of Education of Riverside Unified School District, and that the same has not been amended or repealed.

Dated: _____, 2011

Clerk of the Board of Education
of Riverside Unified School District

**Community Facilities District No. 3
Riverside Unified School District**

Fiscal Year 2011-2012 Special Tax Levy

<u>Assessor's Parcel Number</u>	<u>Tract</u>	<u>Lot</u>	<u>Number of Units</u>	<u>Permit Date</u>	<u>Building Sq. Ft.</u>	<u>Tax Class</u>	<u>FY 2011-12 Expected Maximum Special Tax</u>	<u>FY 2011-12 Special Tax Levy</u>	<u>FY 2010-11 Special Tax Levy</u>
276-131-002-2	27288-0	1	1		1,358	2	\$580.00	\$227.92	\$239.92
276-131-003-3	27288-0	2	1		1,612	2	\$580.00	\$227.92	\$239.92
276-131-004-4	27288-0	3	1		1,358	2	\$580.00	\$227.92	\$239.92
276-131-005-5	27288-0	4	1		1,612	2	\$580.00	\$227.92	\$239.92
276-131-006-6	27288-0	5	1		1,612	2	\$580.00	\$227.92	\$239.92
276-131-007-7	27288-0	6	1		1,358	2	\$580.00	\$227.92	\$239.92
276-131-008-8	27288-0	7	1		1,358	2	\$580.00	\$227.92	\$239.92
276-131-009-9	27288-0	8	1		1,612	2	\$580.00	\$227.92	\$239.92
276-131-010-9	27288-0	9	1		1,612	2	\$580.00	\$227.92	\$239.92
276-131-011-0	27288-0	10	1		1,358	2	\$580.00	\$227.92	\$239.92
276-131-012-1	27288-0	11	1		1,358	2	\$580.00	\$227.92	\$239.92
276-131-013-2	27288-0	12	1		1,612	2	\$580.00	\$227.92	\$239.92
276-131-014-3	27288-0	13	1		1,358	2	\$580.00	\$227.92	\$239.92
276-131-015-4	27288-0	14	1		1,612	2	\$580.00	\$227.92	\$239.92
276-131-016-5	27288-0	15	1		1,612	2	\$580.00	\$227.92	\$239.92
276-131-017-6	27288-0	16	1		1,358	2	\$580.00	\$227.92	\$239.92
276-131-018-7	27288-0	17	1		1,358	2	\$580.00	\$227.92	\$239.92
276-131-019-8	27288-0	18	1		1,102	2	\$580.00	\$227.92	\$239.92
276-131-020-8	27288-0	19	1		1,102	2	\$580.00	\$227.92	\$239.92
276-131-021-9	27288-0	20	1		1,612	2	\$580.00	\$227.92	\$239.92
276-131-022-0	27288-0	21	1		1,358	2	\$580.00	\$227.92	\$239.92
276-131-023-1	27288-0	22	1		1,612	2	\$580.00	\$227.92	\$239.92
276-132-001-4	27288-0	23	1		1,358	2	\$580.00	\$227.92	\$239.92
276-132-002-5	27288-0	24	1		1,612	2	\$580.00	\$227.92	\$239.92
276-132-003-6	27288-0	25	1		1,358	2	\$580.00	\$227.92	\$239.92
276-132-004-7	27288-0	26	1		1,612	2	\$580.00	\$227.92	\$239.92
276-132-005-8	27288-0	27	1		1,358	2	\$580.00	\$227.92	\$239.92
276-132-006-9	27288-0	28	1		1,612	2	\$580.00	\$227.92	\$239.92
276-132-007-0	27288-0	29	1		1,612	2	\$580.00	\$227.92	\$239.92
276-132-008-1	27288-0	30	1		1,358	2	\$580.00	\$227.92	\$239.92
276-132-009-2	27288-0	31	1		1,358	2	\$580.00	\$227.92	\$239.92
276-132-010-2	27288-0	32	1		1,102	2	\$580.00	\$227.92	\$239.92
276-132-011-3	27288-0	33	1		1,102	2	\$580.00	\$227.92	\$239.92
276-132-012-4	27288-0	34	1		1,612	2	\$580.00	\$227.92	\$239.92
276-132-013-5	27288-0	35	1		1,358	2	\$580.00	\$227.92	\$239.92
276-132-014-6	27288-0	36	1		1,102	2	\$580.00	\$227.92	\$239.92
276-132-015-7	27288-0	37	1		1,102	2	\$580.00	\$227.92	\$239.92
276-132-016-8	27288-0	38	1		1,612	2	\$580.00	\$227.92	\$239.92
276-132-017-9	27288-0	39	1		1,612	2	\$580.00	\$227.92	\$239.92
276-132-018-0	27288-0	40	1		1,102	2	\$580.00	\$227.92	\$239.92
276-132-019-1	27288-0	41	1		1,102	2	\$580.00	\$227.92	\$239.92
276-132-020-1	27288-0	42	1		1,612	2	\$580.00	\$227.92	\$239.92
276-132-021-2	27288-0	43	1		1,612	2	\$580.00	\$227.92	\$239.92
276-132-022-3	27288-0	44	1		1,102	2	\$580.00	\$227.92	\$239.92
276-132-023-4	27288-0	45	1		1,102	2	\$580.00	\$227.92	\$239.92
276-132-024-5	27288-0	46	1		1,612	2	\$580.00	\$227.92	\$239.92
276-132-025-6	27288-0	47	1		1,358	2	\$580.00	\$227.92	\$239.92
276-132-026-7	27288-0	48	1		1,612	2	\$580.00	\$227.92	\$239.92

**Community Facilities District No. 3
Riverside Unified School District**

Fiscal Year 2011-2012 Special Tax Levy

<u>Assessor's Parcel Number</u>	<u>Tract</u>	<u>Lot</u>	<u>Number of Units</u>	<u>Permit Date</u>	<u>Building Sq. Ft.</u>	<u>Tax Class</u>	<u>FY 2011-12 Expected Maximum Special Tax</u>	<u>FY 2011-12 Special Tax Levy</u>	<u>FY 2010-11 Special Tax Levy</u>
276-132-027-8	27288-0	49	1		1,358	2	\$580.00	\$227.92	\$239.92
276-132-028-9	27288-0	50	1		1,102	2	\$580.00	\$227.92	\$239.92
276-132-029-0	27288-0	51	1		1,102	2	\$580.00	\$227.92	\$239.92
276-132-030-0	27288-0	52	1		1,358	2	\$580.00	\$227.92	\$239.92
276-132-031-1	27288-0	53	1		1,358	2	\$580.00	\$227.92	\$239.92
276-132-032-2	27288-0	54	1		1,612	2	\$580.00	\$227.92	\$239.92
276-132-033-3	27288-0	55	1		1,358	2	\$580.00	\$227.92	\$239.92
276-132-034-4	27288-0	56	1		1,612	2	\$580.00	\$227.92	\$239.92
276-132-035-5	27288-0	57	1		1,612	2	\$580.00	\$227.92	\$239.92
276-132-036-6	27288-0	58	1		1,358	2	\$580.00	\$227.92	\$239.92
276-133-001-7	27288-0	59	1		1,612	2	\$580.00	\$227.92	\$239.92
276-133-002-8	27288-0	60	1		1,102	2	\$580.00	\$227.92	\$239.92
276-133-003-9	27288-0	61	1		1,102	2	\$580.00	\$227.92	\$239.92
276-133-004-0	27288-0	62	1		1,612	2	\$580.00	\$227.92	\$239.92
276-133-005-1	27288-0	63	1		1,612	2	\$580.00	\$227.92	\$239.92
276-133-006-2	27288-0	64	1		1,358	2	\$580.00	\$227.92	\$239.92
276-133-007-3	27288-0	65	1		1,612	2	\$580.00	\$227.92	\$239.92
276-133-008-4	27288-0	66	1		1,358	2	\$580.00	\$227.92	\$239.92
276-133-009-5	27288-0	67	1		1,612	2	\$580.00	\$227.92	\$239.92
276-133-010-5	27288-0	68	1		1,358	2	\$580.00	\$227.92	\$239.92
276-133-011-6	27288-0	69	1		1,612	2	\$580.00	\$227.92	\$239.92
276-133-012-7	27288-0	70	1		1,102	2	\$580.00	\$227.92	\$239.92
276-133-013-8	27288-0	71	1		1,102	2	\$580.00	\$227.92	\$239.92
276-133-014-9	27288-0	72	1		1,612	2	\$580.00	\$227.92	\$239.92
276-133-015-0	27288-0	73	1		1,612	2	\$580.00	\$227.92	\$239.92
276-133-016-1	27288-0	74	1		1,358	2	\$580.00	\$227.92	\$239.92
276-133-017-2	27288-0	75	1		1,612	2	\$580.00	\$227.92	\$239.92
276-133-018-3	27288-0	76	1		1,102	2	\$580.00	\$227.92	\$239.92
276-133-019-4	27288-0	77	1		1,102	2	\$580.00	\$227.92	\$239.92
276-133-020-4	27288-0	78	1		1,612	2	\$580.00	\$227.92	\$239.92
276-133-021-5	27288-0	79	1		1,612	2	\$580.00	\$227.92	\$239.92
276-133-022-6	27288-0	80	1		1,358	2	\$580.00	\$227.92	\$239.92
276-133-023-7	27288-0	81	1		1,358	2	\$580.00	\$227.92	\$239.92
276-133-024-8	27288-0	82	1		1,612	2	\$580.00	\$227.92	\$239.92
276-133-025-9	27288-0	83	1		1,612	2	\$580.00	\$227.92	\$239.92
276-133-026-0	27288-0	84	1		1,358	2	\$580.00	\$227.92	\$239.92
276-133-027-1	27288-0	85	1		1,612	2	\$580.00	\$227.92	\$239.92
276-133-028-2	27288-0	86	1		1,358	2	\$580.00	\$227.92	\$239.92
276-141-001-2	27289-0	13	1		1,362	1	\$590.00	\$231.86	\$244.06
276-141-002-3	27289-0	14	1		1,834	1	\$590.00	\$231.86	\$244.06
276-141-003-4	27289-0	15	1		1,834	1	\$590.00	\$231.86	\$244.06
276-141-004-5	27289-0	16	1		1,362	1	\$590.00	\$231.86	\$244.06
276-141-005-6	27289-0	17	1		1,834	1	\$590.00	\$231.86	\$244.06
276-141-006-7	27289-0	18	1		1,362	1	\$590.00	\$231.86	\$244.06
276-141-007-8	27289-0	19	1		1,834	1	\$590.00	\$231.86	\$244.06
276-141-008-9	27289-0	20	1		1,175	1	\$590.00	\$231.86	\$244.06
276-141-009-0	27289-0	21	1		1,362	1	\$590.00	\$231.86	\$244.06
276-141-010-0	27289-0	22	1		1,834	1	\$590.00	\$231.86	\$244.06

**Community Facilities District No. 3
Riverside Unified School District**

Fiscal Year 2011-2012 Special Tax Levy

<u>Assessor's Parcel Number</u>	<u>Tract</u>	<u>Lot</u>	<u>Number of Units</u>	<u>Permit Date</u>	<u>Building Sq. Ft.</u>	<u>Tax Class</u>	<u>FY 2011-12 Expected Maximum Special Tax</u>	<u>FY 2011-12 Special Tax Levy</u>	<u>FY 2010-11 Special Tax Levy</u>
276-141-011-1	27289-0	23	1		1,834	1	\$590.00	\$231.86	\$244.06
276-141-012-2	27289-0	24	1		1,175	1	\$590.00	\$231.86	\$244.06
276-141-013-3	27289-0	25	1		1,834	1	\$590.00	\$231.86	\$244.06
276-141-014-4	27289-0	26	1		1,834	1	\$590.00	\$231.86	\$244.06
276-141-015-5	27289-0	27	1		1,362	1	\$590.00	\$231.86	\$244.06
276-141-016-6	27289-0	28	1		1,834	1	\$590.00	\$231.86	\$244.06
276-141-017-7	27289-0	29	1		1,834	1	\$590.00	\$231.86	\$244.06
276-141-018-8	27289-0	30	1		1,362	1	\$590.00	\$231.86	\$244.06
276-141-019-9	27289-0	31	1		1,175	1	\$590.00	\$231.86	\$244.06
276-141-020-9	27289-0	32	1		1,175	1	\$590.00	\$231.86	\$244.06
276-142-001-5	27289-0	91	1		1,175	1	\$590.00	\$231.86	\$244.06
276-142-002-6	27289-0	92	1		1,834	1	\$590.00	\$231.86	\$244.06
276-142-003-7	27289-0	93	1		1,175	1	\$590.00	\$231.86	\$244.06
276-142-004-8	27289-0	94	1		1,834	1	\$590.00	\$231.86	\$244.06
276-142-005-9	27289-0	95	1		2,248	1	\$590.00	\$231.86	\$244.06
276-142-006-0	27289-0	96	1		1,834	1	\$590.00	\$231.86	\$244.06
276-142-007-1	27289-0	97	1		1,834	1	\$590.00	\$231.86	\$244.06
276-142-008-2	27289-0	98	1		2,248	1	\$590.00	\$231.86	\$244.06
276-142-009-3	27289-0	99	1		2,248	1	\$590.00	\$231.86	\$244.06
276-142-010-3	27289-0	100	1		1,362	1	\$590.00	\$231.86	\$244.06
276-142-011-4	27289-0	101	1		1,175	1	\$590.00	\$231.86	\$244.06
276-142-012-5	27289-0	102	1		1,834	1	\$590.00	\$231.86	\$244.06
276-142-013-6	27289-0	103	1		1,175	1	\$590.00	\$231.86	\$244.06
276-142-014-7	27289-0	104	1		1,834	1	\$590.00	\$231.86	\$244.06
276-142-015-8	27289-0	105	1		1,362	1	\$590.00	\$231.86	\$244.06
276-142-016-9	27289-0	106	1		1,175	1	\$590.00	\$231.86	\$244.06
276-142-017-0	27289-0	107	1		1,834	1	\$590.00	\$231.86	\$244.06
276-142-018-1	27289-0	108	1		1,834	1	\$590.00	\$231.86	\$244.06
276-142-019-2	27289-0	109	1		1,175	1	\$590.00	\$231.86	\$244.06
276-142-020-2	27289-0	110	1		1,834	1	\$590.00	\$231.86	\$244.06
276-142-021-3	27289-0	111	1		1,834	1	\$590.00	\$231.86	\$244.06
276-142-022-4	27289-0	112	1		1,175	1	\$590.00	\$231.86	\$244.06
276-142-023-5	27289-0	113	1		1,834	1	\$590.00	\$231.86	\$244.06
276-142-024-6	27289-0	114	1		1,175	1	\$590.00	\$231.86	\$244.06
276-142-025-7	27289-0	115	1		1,834	1	\$590.00	\$231.86	\$244.06
276-142-026-8	27289-0	116	1		1,362	1	\$590.00	\$231.86	\$244.06
276-142-027-9	27289-0	117	1		1,834	1	\$590.00	\$231.86	\$244.06
276-142-028-0	27289-0	118	1		1,175	1	\$590.00	\$231.86	\$244.06
276-143-002-9	27289-0	33	1		1,175	1	\$590.00	\$231.86	\$244.06
276-143-003-0	27289-0	34	1		2,248	1	\$590.00	\$231.86	\$244.06
276-143-004-1	27289-0	35	1		1,362	1	\$590.00	\$231.86	\$244.06
276-143-005-2	27289-0	36	1		1,175	1	\$590.00	\$231.86	\$244.06
276-143-006-3	27289-0	37	1		1,834	1	\$590.00	\$231.86	\$244.06
276-143-007-4	27289-0	38	1		1,834	1	\$590.00	\$231.86	\$244.06
276-143-008-5	27289-0	39	1		1,362	1	\$590.00	\$231.86	\$244.06
276-143-009-6	27289-0	40	1		1,834	1	\$590.00	\$231.86	\$244.06
276-143-010-6	27289-0	41	1		1,362	1	\$590.00	\$231.86	\$244.06
276-143-011-7	27289-0	42	1		1,834	1	\$590.00	\$231.86	\$244.06

**Community Facilities District No. 3
Riverside Unified School District**

Fiscal Year 2011-2012 Special Tax Levy

<u>Assessor's Parcel Number</u>	<u>Tract</u>	<u>Lot</u>	<u>Number of Units</u>	<u>Permit Date</u>	<u>Building Sq. Ft.</u>	<u>Tax Class</u>	<u>FY 2011-12 Expected Maximum Special Tax</u>	<u>FY 2011-12 Special Tax Levy</u>	<u>FY 2010-11 Special Tax Levy</u>
276-143-012-8	27289-0	43	1		2,248	1	\$590.00	\$231.86	\$244.06
276-143-013-9	27289-0	44	1		1,175	1	\$590.00	\$231.86	\$244.06
276-143-014-0	27289-0	45	1		2,239	1	\$590.00	\$231.86	\$244.06
276-143-015-1	27289-0	46	1		2,239	1	\$590.00	\$231.86	\$244.06
276-143-016-2	27289-0	47	1		1,175	1	\$590.00	\$231.86	\$244.06
276-143-017-3	27289-0	48	1		2,248	1	\$590.00	\$231.86	\$244.06
276-143-018-4	27289-0	49	1		2,239	1	\$590.00	\$231.86	\$244.06
276-143-019-5	27289-0	50	1		1,834	1	\$590.00	\$231.86	\$244.06
276-151-002-4	27289-0	1	1		1,175	1	\$590.00	\$231.86	\$244.06
276-151-003-5	27289-0	2	1		1,834	1	\$590.00	\$231.86	\$244.06
276-151-004-6	27289-0	3	1		1,362	1	\$590.00	\$231.86	\$244.06
276-151-005-7	27289-0	4	1		1,834	1	\$590.00	\$231.86	\$244.06
276-151-006-8	27289-0	5	1		1,834	1	\$590.00	\$231.86	\$244.06
276-151-007-9	27289-0	6	1		1,175	1	\$590.00	\$231.86	\$244.06
276-151-008-0	27289-0	7	1		1,834	1	\$590.00	\$231.86	\$244.06
276-151-009-1	27289-0	8	1		1,362	1	\$590.00	\$231.86	\$244.06
276-151-010-1	27289-0	9	1		1,834	1	\$590.00	\$231.86	\$244.06
276-151-011-2	27289-0	10	1		1,362	1	\$590.00	\$231.86	\$244.06
276-151-012-3	27289-0	11	1		1,834	1	\$590.00	\$231.86	\$244.06
276-151-013-4	27289-0	12	1		1,834	1	\$590.00	\$231.86	\$244.06
276-152-001-6	27289-0	79	1		1,834	1	\$590.00	\$231.86	\$244.06
276-152-002-7	27289-0	80	1		1,175	1	\$590.00	\$231.86	\$244.06
276-152-003-8	27289-0	81	1		1,834	1	\$590.00	\$231.86	\$244.06
276-152-004-9	27289-0	82	1		1,362	1	\$590.00	\$231.86	\$244.06
276-152-005-0	27289-0	83	1		1,175	1	\$590.00	\$231.86	\$244.06
276-152-006-1	27289-0	84	1		2,248	1	\$590.00	\$231.86	\$244.06
276-152-007-2	27289-0	85	1		2,248	1	\$590.00	\$231.86	\$244.06
276-152-008-3	27289-0	86	1		1,834	1	\$590.00	\$231.86	\$244.06
276-152-009-4	27289-0	87	1		1,362	1	\$590.00	\$231.86	\$244.06
276-152-010-4	27289-0	88	1		1,175	1	\$590.00	\$231.86	\$244.06
276-152-011-5	27289-0	89	1		2,239	1	\$590.00	\$231.86	\$244.06
276-152-012-6	27289-0	90	1		1,834	1	\$590.00	\$231.86	\$244.06
276-152-014-8	27289-0	119	1		1,175	1	\$590.00	\$231.86	\$244.06
276-152-015-9	27289-0	120	1		1,834	1	\$590.00	\$231.86	\$244.06
276-152-016-0	27289-0	121	1		1,834	1	\$590.00	\$231.86	\$244.06
276-152-017-1	27289-0	122	1		1,362	1	\$590.00	\$231.86	\$244.06
276-152-018-2	27289-0	123	1		1,175	1	\$590.00	\$231.86	\$244.06
276-152-019-3	27289-0	124	1		1,362	1	\$590.00	\$231.86	\$244.06
276-152-020-3	27289-0	125	1		1,834	1	\$590.00	\$231.86	\$244.06
276-152-021-4	27289-0	126	1		1,362	1	\$590.00	\$231.86	\$244.06
276-152-022-5	27289-0	127	1		1,834	1	\$590.00	\$231.86	\$244.06
276-153-001-9	27289-0	51	1		2,248	1	\$590.00	\$231.86	\$244.06
276-153-002-0	27289-0	52	1		2,248	1	\$590.00	\$231.86	\$244.06
276-153-003-1	27289-0	53	1		1,362	1	\$590.00	\$231.86	\$244.06
276-153-004-2	27289-0	54	1		2,248	1	\$590.00	\$231.86	\$244.06
276-153-005-3	27289-0	55	1		1,175	1	\$590.00	\$231.86	\$244.06
276-153-006-4	27289-0	56	1		1,834	1	\$590.00	\$231.86	\$244.06
276-153-007-5	27289-0	57	1		2,248	1	\$590.00	\$231.86	\$244.06

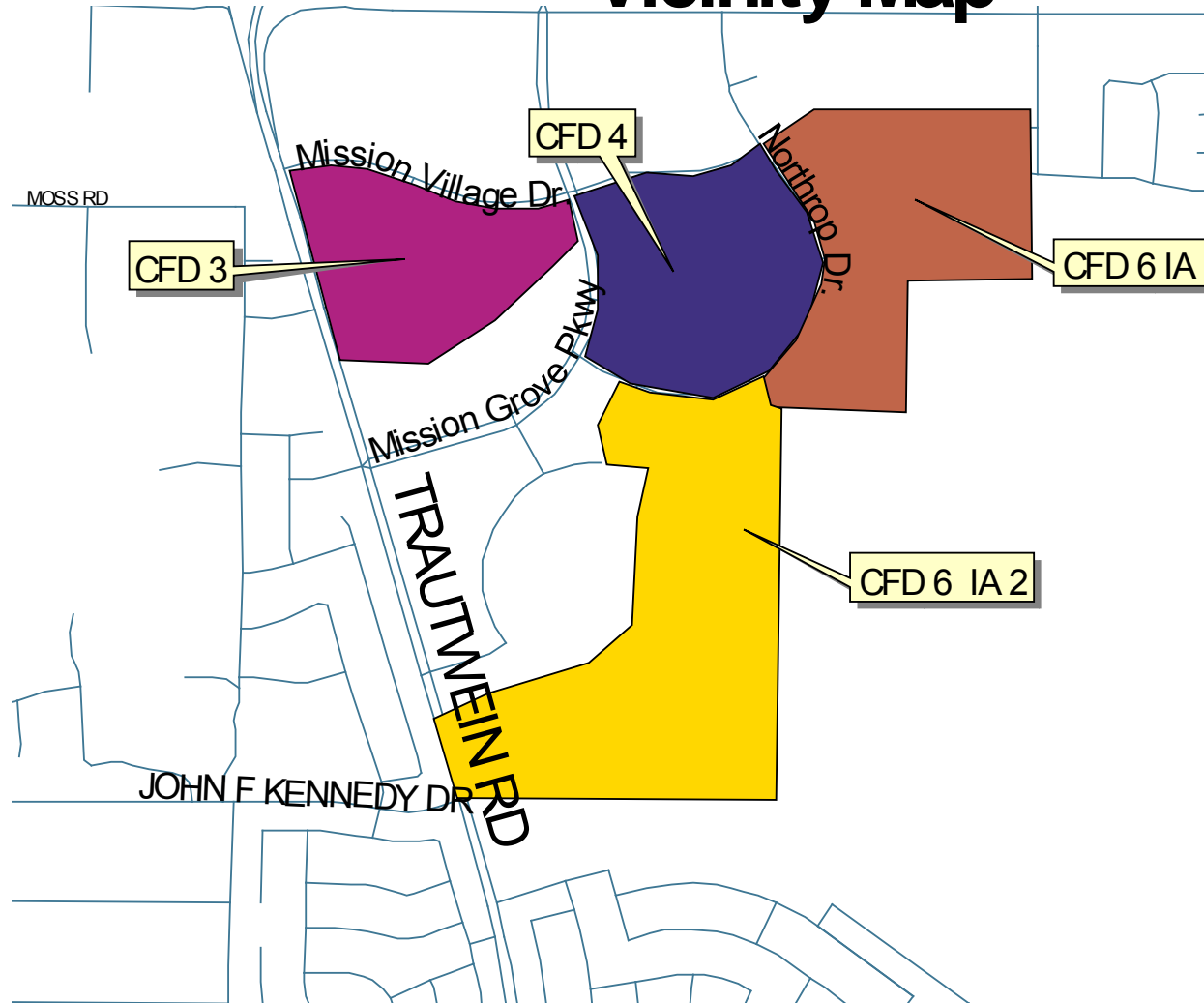
**Community Facilities District No. 3
Riverside Unified School District**

Fiscal Year 2011-2012 Special Tax Levy

<u>Assessor's Parcel Number</u>	<u>Tract</u>	<u>Lot</u>	<u>Number of Units</u>	<u>Permit Date</u>	<u>Building Sq. Ft.</u>	<u>Tax Class</u>	<u>FY 2011-12 Expected Maximum Special Tax</u>	<u>FY 2011-12 Special Tax Levy</u>	<u>FY 2010-11 Special Tax Levy</u>
276-153-008-6	27289-0	58	1		1,834	1	\$590.00	\$231.86	\$244.06
276-153-009-7	27289-0	59	1		2,239	1	\$590.00	\$231.86	\$244.06
276-153-010-7	27289-0	60	1		1,175	1	\$590.00	\$231.86	\$244.06
276-153-011-8	27289-0	61	1		1,834	1	\$590.00	\$231.86	\$244.06
276-153-012-9	27289-0	62	1		1,175	1	\$590.00	\$231.86	\$244.06
276-153-013-0	27289-0	63	1		1,834	1	\$590.00	\$231.86	\$244.06
276-153-014-1	27289-0	64	1		1,834	1	\$590.00	\$231.86	\$244.06
276-153-015-2	27289-0	65	1		2,248	1	\$590.00	\$231.86	\$244.06
276-153-016-3	27289-0	66	1		2,239	1	\$590.00	\$231.86	\$244.06
276-153-017-4	27289-0	67	1		2,248	1	\$590.00	\$231.86	\$244.06
276-153-018-5	27289-0	68	1		1,834	1	\$590.00	\$231.86	\$244.06
276-153-019-6	27289-0	69	1		2,248	1	\$590.00	\$231.86	\$244.06
276-153-020-6	27289-0	70	1		1,362	1	\$590.00	\$231.86	\$244.06
276-153-021-7	27289-0	71	1		2,239	1	\$590.00	\$231.86	\$244.06
276-153-022-8	27289-0	72	1		1,175	1	\$590.00	\$231.86	\$244.06
276-153-023-9	27289-0	73	1		2,248	1	\$590.00	\$231.86	\$244.06
276-153-024-0	27289-0	74	1		1,834	1	\$590.00	\$231.86	\$244.06
276-153-025-1	27289-0	75	1		1,175	1	\$590.00	\$231.86	\$244.06
276-153-026-2	27289-0	76	1		1,834	1	\$590.00	\$231.86	\$244.06
276-153-027-3	27289-0	77	1		1,175	1	\$590.00	\$231.86	\$244.06
276-153-028-4	27289-0	78	1		2,239	1	\$590.00	\$231.86	\$244.06
Totals:			213		334,460		\$124,810.00	\$49,047.34	\$51,628.74

J:\CLIENTS\RUSD\ADMIN\2011_2012\CFD3\Database\cf3 tax roll.rpt
6/6/2011

CFD 3, CFD 4 and CFD 6 Improvement Area 1 and Improvement Area 2 Vicinity Map



- CFD 6**
- IA 1
 - IA 2
 - CFD 4
 - CFD 3
- Streets.shp
Schools.shp
- *



RESOLUTION NO. 2010/11-55

RESOLUTION OF THE BOARD OF EDUCATION OF RIVERSIDE UNIFIED SCHOOL DISTRICT LEVYING SPECIAL TAXES TO BE COLLECTED DURING FISCAL YEAR 2011-12 FOR THE PAYMENT OF THE PRINCIPAL OF AND INTEREST ON AND ADMINISTRATIVE EXPENSES WITH RESPECT TO THE BONDS OF COMMUNITY FACILITIES DISTRICT NO. 4 OF RIVERSIDE UNIFIED SCHOOL DISTRICT

WHEREAS, it is necessary that the Board of Education of Riverside Unified School District (the "Board of Education") levy special taxes pursuant to Sections 53340 and 53358 of the Government Code for the payment of the principal of and interest on the outstanding bonds of Community Facilities District No. 4 of Riverside Unified School District, County of Riverside, State of California (the "District"), and for the payment of administrative expenses incurred in connection with the levy and collection of said special taxes and the payment of such principal and interest; and

WHEREAS, pursuant to Section 53340 of the Government Code, the Board of Education may by resolution provide for the levy of special taxes on parcels of taxable property in the District at a rate provided by ordinance or at a lower rate; and

WHEREAS, the Board of Education has previously levied special taxes on parcels of taxable property in the District by ordinance, and the rates of the special taxes that will be levied on such parcels for fiscal year 2011-12 will not exceed the rates of the special taxes that have previously been levied by ordinance;

NOW, THEREFORE, BE IT RESOLVED, DETERMINED AND ORDERED BY THE BOARD OF EDUCATION OF RIVERSIDE UNIFIED SCHOOL DISTRICT DOES ORDAIN AS FOLLOWS:

Section 1. Levy of Special Taxes. Special taxes shall be and are hereby levied for the 2011-12 fiscal year on all parcels of real property within the District which are subject to taxation, which are identified in Exhibit "A" attached hereto, and in the amount set forth for each such parcel in said Exhibit "A." Pursuant to Sections 53340 and 53358 of the Government Code, such special taxes shall be collected in the same manner as ordinary ad valorem property taxes are collected and shall be subject to the same penalties and the same procedure, sale, and lien priority in case of delinquency as is provided for ad valorem taxes.

Section 2. Transmittal to County. The Clerk of the Board of Education shall immediately following adoption of this resolution transmit a copy hereof to the Board of Supervisors and the County Auditor of the County of Riverside together with a request that the special taxes as levied hereby be collected on the tax bills for the parcels identified in Exhibit "A" hereto, along with the ordinary ad valorem property taxes to be levied on and collected from the owners of said parcels.

PASSED AND ADOPTED by the Board of Education of Riverside Unified School District at a regular meeting held on the 20th day of June, 2011, by the following vote:

AYES:

NOES:

ABSENT:

ABSTAINED:

Clerk of the Board of Education
of Riverside Unified School District

STATE OF CALIFORNIA)
) ss.
COUNTY OF RIVERSIDE)

I, Gayle Cloud, Clerk of the Board of Education of Riverside Unified School District, do hereby certify that the above and foregoing is a full, true and correct copy of Resolution No. 2010/11-55 of the Board of Education of Riverside Unified School District, and that the same has not been amended or repealed.

Dated: _____, 2011

Clerk of the Board of Education
of Riverside Unified School District

Exhibit "A" for Resolution 55

Community Facilities District No. 4
Riverside Unified School District

Fiscal Year 2011-2012 Special Tax Levy

Assessor's Parcel Number	Tract	Lot	Number of Units	Permit Date	Building Sq. Ft.	Tax Class	FY 2011-12 Expected Maximum Special Tax	FY 2011-12 Special Tax Levy	FY 2010-11 Special Tax Levy
276-190-001-4	27721-F	28	1		0	1	\$580.00	\$276.32	\$290.86
276-190-002-5	27721-F	29	1		0	1	\$580.00	\$276.32	\$290.86
276-190-003-6	27721-F	30	1		0	1	\$580.00	\$276.32	\$290.86
276-190-004-7	27721-F	31	1		0	1	\$580.00	\$276.32	\$290.86
276-190-005-8	27721-F	32	1		0	1	\$580.00	\$276.32	\$290.86
276-190-006-9	27721-F	33	1		0	1	\$580.00	\$276.32	\$290.86
276-190-007-0	27721-F	34	1		0	1	\$580.00	\$276.32	\$290.86
276-190-008-1	27721-F	35	1		0	1	\$580.00	\$276.32	\$290.86
276-190-009-2	27721-F	36	1		0	1	\$580.00	\$276.32	\$290.86
276-190-010-2	27721-F	37	1		0	1	\$580.00	\$276.32	\$290.86
276-190-011-3	27721-F	38	1		0	1	\$580.00	\$276.32	\$290.86
276-190-012-4	27721-F	39	1		1,664	1	\$580.00	\$276.32	\$290.86
276-190-013-5	27721-F	40	1		1,102	1	\$580.00	\$276.32	\$290.86
276-190-014-6	27721-F	41	1		1,466	1	\$580.00	\$276.32	\$290.86
276-190-015-7	27721-F	42	1		1,477	1	\$580.00	\$276.32	\$290.86
276-190-016-8	27721-F	43	1		1,466	1	\$580.00	\$276.32	\$290.86
276-190-017-9	27721-F	110	0		0	EX	\$0.00	\$0.00	\$0.00
276-190-018-0	27721-F	111	0		0	EX	\$0.00	\$0.00	\$0.00
276-190-019-1	27721-F	112	0		0	EX	\$0.00	\$0.00	\$0.00
276-190-020-1	27721-F	109	0		0	EX	\$0.00	\$0.00	\$0.00
276-200-001-4	27721-F	1	1		0	1	\$580.00	\$276.32	\$290.86
276-200-002-5	27721-F	2	1		0	1	\$580.00	\$276.32	\$290.86
276-200-003-6	27721-F	3	1		0	1	\$580.00	\$276.32	\$290.86
276-200-004-7	27721-F	4	1		0	1	\$580.00	\$276.32	\$290.86
276-200-005-8	27721-F	5	1		0	1	\$580.00	\$276.32	\$290.86
276-200-006-9	27721-F	6	1		0	1	\$580.00	\$276.32	\$290.86
276-200-007-0	27721-F	7	1		0	1	\$580.00	\$276.32	\$290.86
276-200-008-1	27721-F	8	1		0	1	\$580.00	\$276.32	\$290.86
276-200-009-2	27721-F	9	1		0	1	\$580.00	\$276.32	\$290.86
276-200-010-2	27721-F	10	1		0	1	\$580.00	\$276.32	\$290.86
276-200-011-3	27721-F	11	1		0	1	\$580.00	\$276.32	\$290.86
276-200-012-4	27721-F	12	1		0	1	\$580.00	\$276.32	\$290.86
276-200-013-5	27721-F	13	1		0	1	\$580.00	\$276.32	\$290.86
276-200-014-6	27721-F	14	1		0	1	\$580.00	\$276.32	\$290.86
276-200-015-7	27721-F	15	1		0	1	\$580.00	\$276.32	\$290.86
276-200-016-8	27721-F	16	1		0	1	\$580.00	\$276.32	\$290.86
276-200-017-9	27721-F	17	1		0	1	\$580.00	\$276.32	\$290.86
276-200-018-0	27721-F	18	1		0	1	\$580.00	\$276.32	\$290.86
276-200-019-1	27721-F	19	1		0	1	\$580.00	\$276.32	\$290.86
276-200-020-1	27721-F	20	1		0	1	\$580.00	\$276.32	\$290.86
276-200-021-2	27721-F	21	1		0	1	\$580.00	\$276.32	\$290.86
276-200-022-3	27721-F	22	1		0	1	\$580.00	\$276.32	\$290.86
276-200-023-4	27721-F	23	1		0	1	\$580.00	\$276.32	\$290.86
276-200-024-5	27721-F	24	1		0	1	\$580.00	\$276.32	\$290.86
276-200-025-6	27721-F	25	1		0	1	\$580.00	\$276.32	\$290.86
276-200-026-7	27721-F	26	1		0	1	\$580.00	\$276.32	\$290.86
276-200-027-8	27721-F	27	1		0	1	\$580.00	\$276.32	\$290.86
276-200-028-9	27721-F	44	1		1,012	1	\$580.00	\$276.32	\$290.86

**Community Facilities District No. 4
Riverside Unified School District**

Fiscal Year 2011-2012 Special Tax Levy

<u>Assessor's Parcel Number</u>	<u>Tract</u>	<u>Lot</u>	<u>Number of Units</u>	<u>Permit Date</u>	<u>Building Sq. Ft.</u>	<u>Tax Class</u>	<u>FY 2011-12 Expected Maximum Special Tax</u>	<u>FY 2011-12 Special Tax Levy</u>	<u>FY 2010-11 Special Tax Levy</u>
276-200-029-0	27721-F	45	1		1,477	1	\$580.00	\$276.32	\$290.86
276-200-030-0	27721-F	46	1		1,664	1	\$580.00	\$276.32	\$290.86
276-200-031-1	27721-F	47	1		1,317	1	\$580.00	\$276.32	\$290.86
276-200-032-2	27721-F	48	1		1,664	1	\$580.00	\$276.32	\$290.86
276-200-033-3	27721-F	49	1		1,317	1	\$580.00	\$276.32	\$290.86
276-200-034-4	27721-F	50	1		1,466	1	\$580.00	\$276.32	\$290.86
276-200-035-5	27721-F	51	1		1,477	1	\$580.00	\$276.32	\$290.86
276-200-036-6	27721-F	52	1		1,012	1	\$580.00	\$276.32	\$290.86
276-200-037-7	27721-F	53	1		1,466	1	\$580.00	\$276.32	\$290.86
276-200-038-8	27721-F	54	1		1,477	1	\$580.00	\$276.32	\$290.86
276-200-039-9	27721-F	55	1		1,102	1	\$580.00	\$276.32	\$290.86
276-200-040-9	27721-F	56	1		1,664	1	\$580.00	\$276.32	\$290.86
276-200-041-0	27721-F	57	1		1,317	1	\$580.00	\$276.32	\$290.86
276-200-042-1	27721-F	58	1		1,466	1	\$580.00	\$276.32	\$290.86
276-200-043-2	27721-F	59	1		1,102	1	\$580.00	\$276.32	\$290.86
276-200-044-3	27721-F	60	1		1,477	1	\$580.00	\$276.32	\$290.86
276-200-045-4	27721-F	61	1		1,664	1	\$580.00	\$276.32	\$290.86
276-200-046-5	27721-F	62	1		1,317	1	\$580.00	\$276.32	\$290.86
276-200-047-6	27721-F	63	1		0	1	\$580.00	\$276.32	\$290.86
276-200-048-7	27721-F	64	1		0	1	\$580.00	\$276.32	\$290.86
276-200-049-8	27721-F	65	1		0	1	\$580.00	\$276.32	\$290.86
276-200-050-8	27721-F	66	1		0	1	\$580.00	\$276.32	\$290.86
276-200-051-9	27721-F	67	1		1,466	1	\$580.00	\$276.32	\$290.86
276-200-052-0	27721-F	68	1		1,477	1	\$580.00	\$276.32	\$290.86
276-200-053-1	27721-F	69	1		1,466	1	\$580.00	\$276.32	\$290.86
276-200-054-2	27721-F	70	1		1,317	1	\$580.00	\$276.32	\$290.86
276-200-055-3	27721-F	71	1		1,664	1	\$580.00	\$276.32	\$290.86
276-200-056-4	27721-F	72	1		1,102	1	\$580.00	\$276.32	\$290.86
276-200-057-5	27721-F	73	1		1,664	1	\$580.00	\$276.32	\$290.86
276-200-058-6	27721-F	74	1		1,317	1	\$580.00	\$276.32	\$290.86
276-200-059-7	27721-F	75	1		1,466	1	\$580.00	\$276.32	\$290.86
276-200-060-7	27721-F	76	1		1,102	1	\$580.00	\$276.32	\$290.86
276-200-061-8	27721-F	77	1		1,314	1	\$580.00	\$276.32	\$290.86
276-200-062-9	27721-F	78	1		1,466	1	\$580.00	\$276.32	\$290.86
276-200-063-0	27721-F	79	1		1,477	1	\$580.00	\$276.32	\$290.86
276-200-064-1	27721-F	80	1		1,102	1	\$580.00	\$276.32	\$290.86
276-200-065-2	27721-F	81	1		1,466	1	\$580.00	\$276.32	\$290.86
276-200-066-3	27721-F	82	1		1,477	1	\$580.00	\$276.32	\$290.86
276-200-067-4	27721-F	83	1		0	1	\$580.00	\$276.32	\$290.86
276-200-068-5	27721-F	84	1		0	1	\$580.00	\$276.32	\$290.86
276-200-069-6	27721-F	85	1		0	1	\$580.00	\$276.32	\$290.86
276-200-070-6	27721-F	86	1		0	1	\$580.00	\$276.32	\$290.86
276-200-071-7	27721-F	87	1		0	1	\$580.00	\$276.32	\$290.86
276-200-072-8	27721-F	88	1		0	1	\$580.00	\$276.32	\$290.86
276-200-073-9	27721-F	89	1		0	1	\$580.00	\$276.32	\$290.86
276-200-074-0	27721-F	90	1		0	1	\$580.00	\$276.32	\$290.86
276-200-075-1	27721-F	91	1		0	1	\$580.00	\$276.32	\$290.86
276-200-076-2	27721-F	92	1		0	1	\$580.00	\$276.32	\$290.86

**Community Facilities District No. 4
Riverside Unified School District**

Fiscal Year 2011-2012 Special Tax Levy

<u>Assessor's Parcel Number</u>	<u>Tract</u>	<u>Lot</u>	<u>Number of Units</u>	<u>Permit Date</u>	<u>Building Sq. Ft.</u>	<u>Tax Class</u>	<u>FY 2011-12 Expected Maximum Special Tax</u>	<u>FY 2011-12 Special Tax Levy</u>	<u>FY 2010-11 Special Tax Levy</u>
276-200-077-3	27721-F	93	1		0	1	\$580.00	\$276.32	\$290.86
276-200-078-4	27721-F	94	1		0	1	\$580.00	\$276.32	\$290.86
276-200-079-5	27721-F	95	1		0	1	\$580.00	\$276.32	\$290.86
276-200-080-5	27721-F	96	1		0	1	\$580.00	\$276.32	\$290.86
276-200-081-6	27721-F	97	1		1,102	1	\$580.00	\$276.32	\$290.86
276-200-082-7	27721-F	98	1		1,317	1	\$580.00	\$276.32	\$290.86
276-200-083-8	27721-F	99	1		1,664	1	\$580.00	\$276.32	\$290.86
276-200-084-9	27721-F	100	1		1,477	1	\$580.00	\$276.32	\$290.86
276-200-085-0	27721-F	101	1		1,664	1	\$580.00	\$276.32	\$290.86
276-200-086-1	27721-F	102	1		1,102	1	\$580.00	\$276.32	\$290.86
276-200-087-2	27721-F	103	1		1,466	1	\$580.00	\$276.32	\$290.86
276-200-088-3	27721-F	104	1		1,102	1	\$580.00	\$276.32	\$290.86
276-200-089-4	27721-F	105	1		1,664	1	\$580.00	\$276.32	\$290.86
276-200-090-4	27721-F	106	1		1,317	1	\$580.00	\$276.32	\$290.86
276-200-091-5	27721-F	108	0		0	EX	\$0.00	\$0.00	\$0.00
276-200-093-7	27721-F	107	0		0	EX	\$0.00	\$0.00	\$0.00
276-250-001-9	27721-2	B	0		0	EX	\$0.00	\$0.00	\$0.00
276-251-001-2	27721-2	91	0		0	EX	\$0.00	\$0.00	\$0.00
276-251-002-3	27721-2	88	1		1,619	1	\$580.00	\$276.32	\$290.86
276-251-003-4	27721-2	87	1		1,036	1	\$580.00	\$276.32	\$290.86
276-251-004-5	27721-2	86	1		1,728	1	\$580.00	\$276.32	\$290.86
276-252-001-5	27721-2	76	1		1,728	1	\$580.00	\$276.32	\$290.86
276-252-002-6	27721-2	77	1		1,344	1	\$580.00	\$276.32	\$290.86
276-252-003-7	27721-2	78	1		1,036	1	\$580.00	\$276.32	\$290.86
276-252-004-8	27721-2	79	1		1,344	1	\$580.00	\$276.32	\$290.86
276-252-005-9	27721-2	80	1		1,619	1	\$580.00	\$276.32	\$290.86
276-252-006-0	27721-2	81	1		1,619	1	\$580.00	\$276.32	\$290.86
276-252-007-1	27721-2	82	1		1,728	1	\$580.00	\$276.32	\$290.86
276-252-008-2	27721-2	83	1		1,619	1	\$580.00	\$276.32	\$290.86
276-252-009-3	27721-2	84	1		1,619	1	\$580.00	\$276.32	\$290.86
276-252-010-3	27721-2	85	1		1,344	1	\$580.00	\$276.32	\$290.86
276-252-011-4	27721-2	67	1		1,344	1	\$580.00	\$276.32	\$290.86
276-252-012-5	27721-2	68	1		1,945	1	\$580.00	\$276.32	\$290.86
276-252-013-6	27721-2	69	1		1,036	1	\$580.00	\$276.32	\$290.86
276-252-014-7	27721-2	70	1		1,728	1	\$580.00	\$276.32	\$290.86
276-252-015-8	27721-2	71	1		1,619	1	\$580.00	\$276.32	\$290.86
276-252-016-9	27721-2	72	1		1,945	1	\$580.00	\$276.32	\$290.86
276-252-017-0	27721-2	73	1		1,728	1	\$580.00	\$276.32	\$290.86
276-252-018-1	27721-2	74	1		1,619	1	\$580.00	\$276.32	\$290.86
276-252-019-2	27721-2	75	1		1,344	1	\$580.00	\$276.32	\$290.86
276-253-001-8	27721-2	55	1		1,036	1	\$580.00	\$276.32	\$290.86
276-253-002-9	27721-2	56	1		1,344	1	\$580.00	\$276.32	\$290.86
276-253-003-0	27721-2	57	1		1,945	1	\$580.00	\$276.32	\$290.86
276-253-004-1	27721-2	58	1		1,344	1	\$580.00	\$276.32	\$290.86
276-253-005-2	27721-2	59	1		1,728	1	\$580.00	\$276.32	\$290.86
276-253-006-3	27721-2	60	1		1,036	1	\$580.00	\$276.32	\$290.86
276-253-007-4	27721-2	61	1		1,619	1	\$580.00	\$276.32	\$290.86
276-253-008-5	27721-2	62	1		1,344	1	\$580.00	\$276.32	\$290.86

**Community Facilities District No. 4
Riverside Unified School District**

Fiscal Year 2011-2012 Special Tax Levy

<u>Assessor's Parcel Number</u>	<u>Tract</u>	<u>Lot</u>	<u>Number of Units</u>	<u>Permit Date</u>	<u>Building Sq. Ft.</u>	<u>Tax Class</u>	<u>FY 2011-12 Expected Maximum Special Tax</u>	<u>FY 2011-12 Special Tax Levy</u>	<u>FY 2010-11 Special Tax Levy</u>
276-253-009-6	27721-2	63	1		1,728	1	\$580.00	\$276.32	\$290.86
276-253-010-6	27721-2	64	1		1,619	1	\$580.00	\$276.32	\$290.86
276-253-011-7	27721-2	65	1		1,619	1	\$580.00	\$276.32	\$290.86
276-253-012-8	27721-2	66	1		1,728	1	\$580.00	\$276.32	\$290.86
276-253-013-9	27721-2	45	1		1,728	1	\$580.00	\$276.32	\$290.86
276-253-014-0	27721-2	46	1		1,373	1	\$580.00	\$276.32	\$290.86
276-253-015-1	27721-2	47	1		1,036	1	\$580.00	\$276.32	\$290.86
276-253-016-2	27721-2	48	1		1,521	1	\$580.00	\$276.32	\$290.86
276-253-017-3	27721-2	49	1		1,373	1	\$580.00	\$276.32	\$290.86
276-253-018-4	27721-2	50	1		1,478	1	\$580.00	\$276.32	\$290.86
276-253-019-5	27721-2	51	1		1,140	1	\$580.00	\$276.32	\$290.86
276-253-020-5	27721-2	52	1		1,478	1	\$580.00	\$276.32	\$290.86
276-253-021-6	27721-2	53	1		1,521	1	\$580.00	\$276.32	\$290.86
276-253-022-7	27721-2	54	1		1,478	1	\$580.00	\$276.32	\$290.86
276-254-001-1	27721-2	32	1		1,728	1	\$580.00	\$276.32	\$290.86
276-254-002-2	27721-2	33	1		1,344	1	\$580.00	\$276.32	\$290.86
276-254-003-3	27721-2	34	1		1,619	1	\$580.00	\$276.32	\$290.86
276-254-004-4	27721-2	35	1		1,036	1	\$580.00	\$276.32	\$290.86
276-254-005-5	27721-2	36	1		1,728	1	\$580.00	\$276.32	\$290.86
276-254-006-6	27721-2	37	1		1,344	1	\$580.00	\$276.32	\$290.86
276-254-007-7	27721-2	38	1		1,036	1	\$580.00	\$276.32	\$290.86
276-254-008-8	27721-2	39	1		1,344	1	\$580.00	\$276.32	\$290.86
276-254-009-9	27721-2	40	1		1,728	1	\$580.00	\$276.32	\$290.86
276-254-010-9	27721-2	41	1		1,619	1	\$580.00	\$276.32	\$290.86
276-254-011-0	27721-2	42	1		1,036	1	\$580.00	\$276.32	\$290.86
276-254-012-1	27721-2	43	1		1,728	1	\$580.00	\$276.32	\$290.86
276-254-013-2	27721-2	44	1		1,619	1	\$580.00	\$276.32	\$290.86
276-254-014-3	27721-2	18	1		1,728	1	\$580.00	\$276.32	\$290.86
276-254-015-4	27721-2	19	1		1,619	1	\$580.00	\$276.32	\$290.86
276-254-016-5	27721-2	20	1		1,344	1	\$580.00	\$276.32	\$290.86
276-254-017-6	27721-2	21	1		1,036	1	\$580.00	\$276.32	\$290.86
276-254-018-7	27721-2	22	1		1,619	1	\$580.00	\$276.32	\$290.86
276-254-019-8	27721-2	23	1		1,728	1	\$580.00	\$276.32	\$290.86
276-254-020-8	27721-2	POR G	0		0	EX	\$0.00	\$0.00	\$0.00
276-254-021-9	27721-2	24	1		1,728	1	\$580.00	\$276.32	\$290.86
276-254-022-0	27721-2	25	1		1,619	1	\$580.00	\$276.32	\$290.86
276-254-023-1	27721-2	26	1		1,344	1	\$580.00	\$276.32	\$290.86
276-254-024-2	27721-2	27	1		1,036	1	\$580.00	\$276.32	\$290.86
276-254-025-3	27721-2	28	1		1,619	1	\$580.00	\$276.32	\$290.86
276-254-026-4	27721-2	29	1		1,945	1	\$580.00	\$276.32	\$290.86
276-254-027-5	27721-2	30	1		1,728	1	\$580.00	\$276.32	\$290.86
276-254-028-6	27721-2	31	1		1,036	1	\$580.00	\$276.32	\$290.86
276-254-029-7	27721-2	POR G	0		0	EX	\$0.00	\$0.00	\$0.00
276-254-030-7	27721-2	01	1		1,619	1	\$580.00	\$276.32	\$290.86
276-254-031-8	27721-2	02	1		1,036	1	\$580.00	\$276.32	\$290.86
276-254-032-9	27721-2	03	1		1,728	1	\$580.00	\$276.32	\$290.86
276-254-033-0	27721-2	04	1		1,619	1	\$580.00	\$276.32	\$290.86
276-254-034-1	27721-2	05	1		1,036	1	\$580.00	\$276.32	\$290.86

**Community Facilities District No. 4
Riverside Unified School District**

Fiscal Year 2011-2012 Special Tax Levy

<u>Assessor's Parcel Number</u>	<u>Tract</u>	<u>Lot</u>	<u>Number of Units</u>	<u>Permit Date</u>	<u>Building Sq. Ft.</u>	<u>Tax Class</u>	<u>FY 2011-12 Expected Maximum Special Tax</u>	<u>FY 2011-12 Special Tax Levy</u>	<u>FY 2010-11 Special Tax Levy</u>
276-254-035-2	27721-2	06	1		1,036	1	\$580.00	\$276.32	\$290.86
276-254-036-3	27721-2	07	1		1,619	1	\$580.00	\$276.32	\$290.86
276-254-037-4	27721-2	08	1		1,036	1	\$580.00	\$276.32	\$290.86
276-254-038-5	27721-2	09	1		1,728	1	\$580.00	\$276.32	\$290.86
276-254-039-6	27721-2	10	1		1,728	1	\$580.00	\$276.32	\$290.86
276-254-040-6	27721-2	11	1		0	1	\$580.00	\$276.32	\$290.86
276-254-041-7	27721-2	12	1		1,036	1	\$580.00	\$276.32	\$290.86
276-254-042-8	27721-2	13	1		1,728	1	\$580.00	\$276.32	\$290.86
276-254-043-9	27721-2	14	1		1,619	1	\$580.00	\$276.32	\$290.86
276-254-044-0	27721-2	15	1		1,728	1	\$580.00	\$276.32	\$290.86
276-254-045-1	27721-2	16	1		1,945	1	\$580.00	\$276.32	\$290.86
276-254-046-2	27721-2	17	1		1,728	1	\$580.00	\$276.32	\$290.86
276-254-047-3	27721-2	A	0		0	EX	\$0.00	\$0.00	\$0.00
276-260-001-0	27721-1	D	0		0	EX	\$0.00	\$0.00	\$0.00
276-261-001-3	27721-1	62	0		0	EX	\$0.00	\$0.00	\$0.00
276-261-002-4	27721-1	50	1		1,036	1	\$580.00	\$276.32	\$290.86
276-261-003-5	27721-1	51	1		1,036	1	\$580.00	\$276.32	\$290.86
276-261-004-6	27721-1	52	1		1,344	1	\$580.00	\$276.32	\$290.86
276-261-005-7	27721-1	53	1		1,535	1	\$580.00	\$276.32	\$290.86
276-261-006-8	27721-1	54	1		1,728	1	\$580.00	\$276.32	\$290.86
276-261-007-9	27721-1	55	1		1,728	1	\$580.00	\$276.32	\$290.86
276-261-008-0	27721-1	04	1		1,535	1	\$580.00	\$276.32	\$290.86
276-261-009-1	27721-1	65	0		0	EX	\$0.00	\$0.00	\$0.00
276-262-001-6	27721-1	01	1		1,036	1	\$580.00	\$276.32	\$290.86
276-262-002-7	27721-1	02	1		1,535	1	\$580.00	\$276.32	\$290.86
276-262-003-8	27721-1	03	1		1,344	1	\$580.00	\$276.32	\$290.86
276-262-004-9	27721-1	05	1		1,344	1	\$580.00	\$276.32	\$290.86
276-262-005-0	27721-1	06	1		1,728	1	\$580.00	\$276.32	\$290.86
276-262-006-1	27721-1	07	1		1,535	1	\$580.00	\$276.32	\$290.86
276-262-007-2	27721-1	08	1		1,036	1	\$580.00	\$276.32	\$290.86
276-262-008-3	27721-1	09	1		1,728	1	\$580.00	\$276.32	\$290.86
276-262-009-4	27721-1	10	1		1,728	1	\$580.00	\$276.32	\$290.86
276-262-010-4	27721-1	11	1		1,344	1	\$580.00	\$276.32	\$290.86
276-263-001-9	27721-1	12	1		1,344	1	\$580.00	\$276.32	\$290.86
276-263-002-0	27721-1	13	1		1,036	1	\$580.00	\$276.32	\$290.86
276-263-003-1	27721-1	14	1		1,344	1	\$580.00	\$276.32	\$290.86
276-263-004-2	27721-1	15	1		1,535	1	\$580.00	\$276.32	\$290.86
276-263-005-3	27721-1	16	1		1,728	1	\$580.00	\$276.32	\$290.86
276-263-006-4	27721-1	17	1		1,036	1	\$580.00	\$276.32	\$290.86
276-263-007-5	27721-1	18	1		1,535	1	\$580.00	\$276.32	\$290.86
276-263-008-6	27721-1	19	1		1,728	1	\$580.00	\$276.32	\$290.86
276-263-009-7	27721-1	20	1		1,036	1	\$580.00	\$276.32	\$290.86
276-263-010-7	27721-1	21	1		1,728	1	\$580.00	\$276.32	\$290.86
276-263-011-8	27721-1	22	1		1,344	1	\$580.00	\$276.32	\$290.86
276-263-012-9	27721-1	23	1		1,344	1	\$580.00	\$276.32	\$290.86
276-263-013-0	27721-1	24	1		1,728	1	\$580.00	\$276.32	\$290.86
276-263-014-1	27721-1	25	1		1,036	1	\$580.00	\$276.32	\$290.86
276-263-015-2	27721-1	26	1		1,344	1	\$580.00	\$276.32	\$290.86

**Community Facilities District No. 4
Riverside Unified School District**

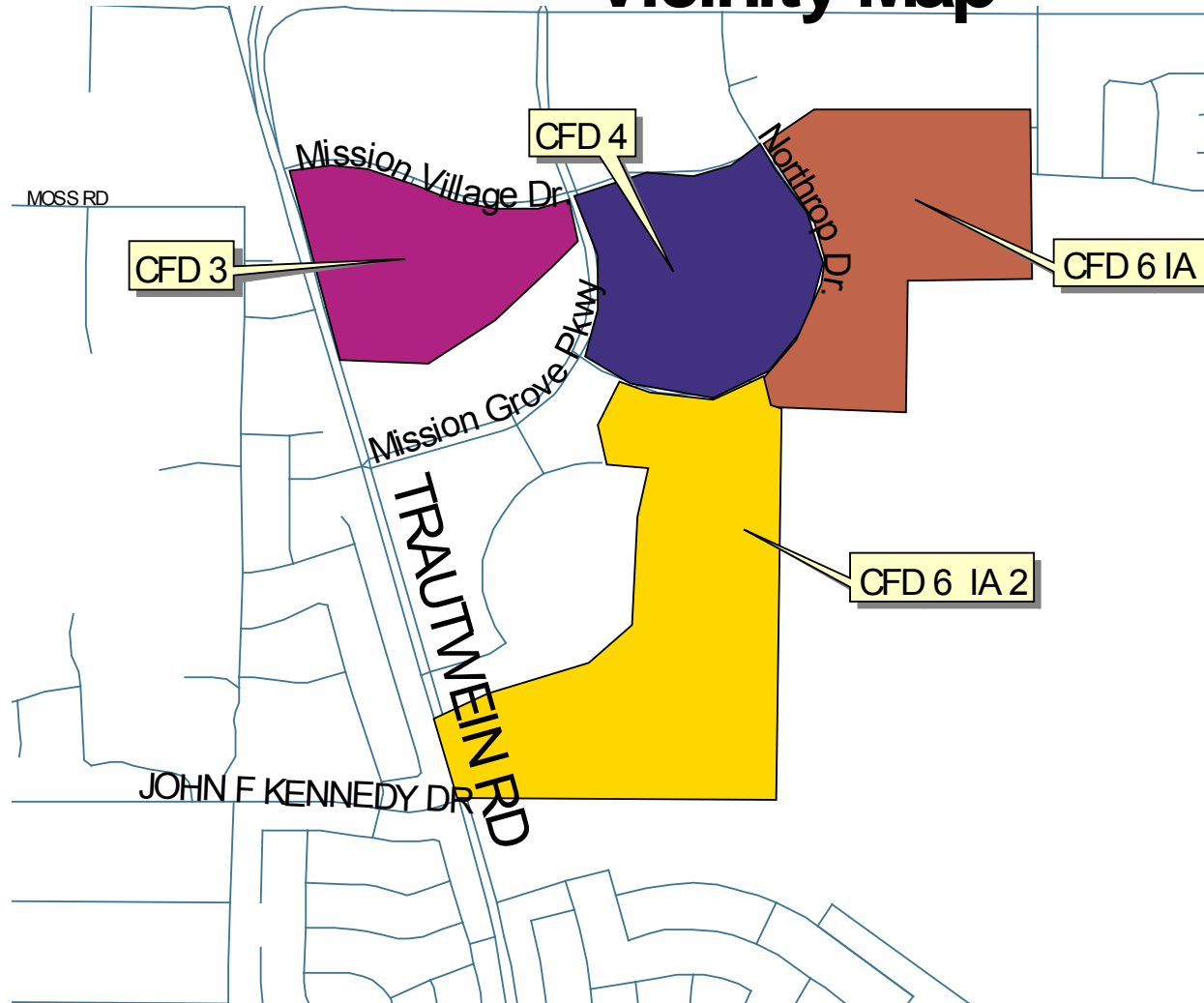
Fiscal Year 2011-2012 Special Tax Levy

<u>Assessor's Parcel Number</u>	<u>Tract</u>	<u>Lot</u>	<u>Number of Units</u>	<u>Permit Date</u>	<u>Building Sq. Ft.</u>	<u>Tax Class</u>	<u>FY 2011-12 Expected Maximum Special Tax</u>	<u>FY 2011-12 Special Tax Levy</u>	<u>FY 2010-11 Special Tax Levy</u>
276-263-016-3	27721-1	27	1		1,728	1	\$580.00	\$276.32	\$290.86
276-263-017-4	27721-1	28	1		1,036	1	\$580.00	\$276.32	\$290.86
276-263-018-5	27721-1	29	1		1,344	1	\$580.00	\$276.32	\$290.86
276-264-001-2	27721-1	POR 6	0		0	EX	\$0.00	\$0.00	\$0.00
276-264-002-3	27721-1	POR 6	0		0	EX	\$0.00	\$0.00	\$0.00
276-264-003-4	27721-1	30	1		1,728	1	\$580.00	\$276.32	\$290.86
276-264-004-5	27721-1	31	1		1,535	1	\$580.00	\$276.32	\$290.86
276-264-005-6	27721-1	32	1		1,535	1	\$580.00	\$276.32	\$290.86
276-264-006-7	27721-1	33	1		1,728	1	\$580.00	\$276.32	\$290.86
276-264-007-8	27721-1	34	1		1,036	1	\$580.00	\$276.32	\$290.86
276-264-008-9	27721-1	35	1		1,535	1	\$580.00	\$276.32	\$290.86
276-264-009-0	27721-1	36	1		1,344	1	\$580.00	\$276.32	\$290.86
276-264-010-0	27721-1	37	1		1,728	1	\$580.00	\$276.32	\$290.86
276-264-011-1	27721-1	38	1		1,036	1	\$580.00	\$276.32	\$290.86
276-264-012-2	27721-1	39	1		1,728	1	\$580.00	\$276.32	\$290.86
276-264-013-3	27721-1	40	1		1,535	1	\$580.00	\$276.32	\$290.86
276-264-014-4	27721-1	64	0		0	EX	\$0.00	\$0.00	\$0.00
276-264-015-5	27721-1	56	1		1,728	1	\$580.00	\$276.32	\$290.86
276-264-016-6	27721-1	57	1		1,535	1	\$580.00	\$276.32	\$290.86
276-264-017-7	27721-1	58	1		1,728	1	\$580.00	\$276.32	\$290.86
276-264-018-8	27721-1	59	1		1,535	1	\$580.00	\$276.32	\$290.86
276-264-019-9	27721-1	60	1		1,344	1	\$580.00	\$276.32	\$290.86
276-264-020-9	27721-1	41	1		1,344	1	\$580.00	\$276.32	\$290.86
276-264-021-0	27721-1	42	1		1,728	1	\$580.00	\$276.32	\$290.86
276-264-022-1	27721-1	43	1		1,728	1	\$580.00	\$276.32	\$290.86
276-264-023-2	27721-1	44	1		1,535	1	\$580.00	\$276.32	\$290.86
276-264-024-3	27721-1	45	1		1,344	1	\$580.00	\$276.32	\$290.86
276-264-025-4	27721-1	46	1		1,535	1	\$580.00	\$276.32	\$290.86
276-264-026-5	27721-1	47	1		1,036	1	\$580.00	\$276.32	\$290.86
276-264-027-6	27721-1	48	1		1,535	1	\$580.00	\$276.32	\$290.86
276-264-028-7	27721-1	49	1		1,036	1	\$580.00	\$276.32	\$290.86
Totals:			254		286,178		\$147,320.00	\$70,185.28	\$73,878.44

J:\CLIENTS\RUSD\ADMIN\2011_2012\CFD4\Database\cfd4 tax roll.rpt

6/6/2011

CFD 3, CFD 4 and CFD 6 Improvement Area 1 and Improvement Area 2 Vicinity Map



- CFD 6**
- IA 1
 - IA 2
 - CFD 4
 - CFD 3
- Streets.shp
- Schools.shp
- *



RESOLUTION NO. 2010/11-56

RESOLUTION OF THE BOARD OF EDUCATION OF RIVERSIDE UNIFIED SCHOOL DISTRICT LEVYING SPECIAL TAXES TO BE COLLECTED DURING FISCAL YEAR 2011-12 FOR THE PAYMENT OF THE PRINCIPAL OF AND INTEREST ON AND ADMINISTRATIVE EXPENSES WITH RESPECT TO THE BONDS OF COMMUNITY FACILITIES DISTRICT NO. 6 OF RIVERSIDE UNIFIED SCHOOL DISTRICT ISSUED FOR IMPROVEMENT AREAS NOS. 1 AND 2 THEREOF

WHEREAS, it is necessary that the Board of Education of Riverside Unified School District (the "Board of Education") levy special taxes pursuant to Sections 53340 and 53358 of the Government Code for the payment of the principal of and interest on the outstanding bonds of Community Facilities District No. 6 of Riverside Unified School District, County of Riverside, State of California (the "District") issued for Improvement Area No. 1 ("Improvement Area No. 1") and Improvement Area No 2 ("Improvement Area No. 2") of the District, and for the payment of administrative expenses incurred in connection with the levy and collection of said special taxes and the payment of such principal and interest; and

WHEREAS, pursuant to Section 53340 of the Government Code, the Board of Education may by resolution provide for the levy of special taxes on parcels of taxable property in the District at a rate provided by ordinance or at a lower rate; and

WHEREAS, the Board of Education has previously levied special taxes on parcels of taxable property in the District by ordinance, and the rates of the special taxes that will be levied on such parcels for fiscal year 2011-12 will not exceed the rates of the special taxes that have previously been levied by ordinance;

NOW, THEREFORE, BE IT RESOLVED, DETERMINED AND ORDERED BY THE BOARD OF EDUCATION OF RIVERSIDE UNIFIED SCHOOL DISTRICT DOES ORDAIN AS FOLLOWS:

Section 1. Levy of Special Taxes. Special taxes shall be and are hereby levied for the 2011-12 fiscal year on all parcels of real property within Improvement Area No. 1 and Improvement Area No 2 which are subject to taxation, which are identified in Exhibit "A" attached hereto, and in the amount set forth for each such parcel in said Exhibit "A." Pursuant to Sections 53340 and 53358 of the Government Code, such special taxes shall be collected in the same manner as ordinary ad valorem property taxes are collected and shall be subject to the same penalties and the same procedure, sale, and lien priority in case of delinquency as is provided for ad valorem taxes.

Section 2. Transmittal to County. The Clerk of the Board of Education shall immediately following adoption of this resolution transmit a copy hereof to the Board of Supervisors and the County Auditor of the County of Riverside together with a request that the special taxes as levied hereby be collected on the tax bills for the parcels identified in Exhibit "A" hereto, along with the ordinary ad valorem property taxes to be levied on and collected from the owners of said parcels.

PASSED AND ADOPTED by the Board of Education of Riverside Unified School District at a regular meeting held on the 20th day of June, 2011, by the following vote:

AYES:

NOES:

ABSENT:

ABSTAINED:

Clerk of the Board of Education
of Riverside Unified School District

STATE OF CALIFORNIA)
) ss.
COUNTY OF RIVERSIDE)

I, Gayle Cloud, Clerk of the Board of Education of Riverside Unified School District, do hereby certify that the above and foregoing is a full, true and correct copy of Resolution No. 2010/11-56 of the Board of Education of Riverside Unified School District, and that the same has not been amended or repealed.

Dated: _____, 2011

Clerk of the Board of Education
of Riverside Unified School District

Exhibit "A" for Resolution 56

**Community Facilities District No. 6, Improvement Area No. 1
Riverside Unified School District**

Fiscal Year 2011-2012 Special Tax Levy

<u>Assessor's Parcel Number</u>	<u>Tract</u>	<u>Lot</u>	<u>Number of Units</u>	<u>Permit Date</u>	<u>Building Sq. Ft.</u>	<u>Tax Class</u>	<u>FY 2011-12 Expected Maximum Special Tax</u>	<u>FY 2011-12 Special Tax Levy</u>	<u>FY 2010-11 Special Tax Levy</u>
276-211-001-8	27982	1	1	3/26/1998	1,615	1	\$839.00	\$586.04	\$616.88
276-211-002-9	27982	2	1	3/26/1998	2,024	1	\$839.00	\$586.04	\$616.88
276-211-003-0	27982	3	1	3/26/1998	1,615	1	\$839.00	\$586.04	\$616.88
276-211-004-1	27982	4	1	3/26/1998	2,024	1	\$839.00	\$586.04	\$616.88
276-211-005-2	27982	5	1	3/27/1998	1,425	1	\$839.00	\$586.04	\$616.88
276-211-006-3	27982	6	1	3/27/1998	1,615	1	\$839.00	\$586.04	\$616.88
276-211-007-4	27982	7	1	3/27/1998	1,636	1	\$839.00	\$586.04	\$616.88
276-211-008-5	27982	8	1	3/27/1998	2,024	1	\$839.00	\$586.04	\$616.88
276-211-009-6	27982	9	1	3/27/1998	1,823	1	\$839.00	\$586.04	\$616.88
276-211-010-6	27982	10	1	3/27/1998	2,024	1	\$839.00	\$586.04	\$616.88
276-211-011-7	27982	11	1	10/2/1998	1,615	1	\$839.00	\$586.04	\$616.88
276-212-001-1	27982	18	1	10/2/1998	2,125	1	\$839.00	\$586.04	\$616.88
276-212-002-2	27982	19	1	10/2/1998	1,615	1	\$839.00	\$586.04	\$616.88
276-212-003-3	27982	20	1	10/2/1998	2,024	1	\$839.00	\$586.04	\$616.88
276-212-004-4	27982	21	1	1/21/1999	2,480	1	\$839.00	\$586.04	\$616.88
276-212-005-5	27982	22	1	1/21/1999	2,125	1	\$839.00	\$586.04	\$616.88
276-212-006-6	27982	23	1	1/21/1999	2,125	1	\$839.00	\$586.04	\$616.88
276-212-007-7	27982	24	1	2/12/1999	2,480	1	\$839.00	\$586.04	\$616.88
276-213-001-4	27982	60	1	2/12/1999	2,125	1	\$839.00	\$586.04	\$616.88
276-213-002-5	27982	61	1	2/12/1999	2,480	1	\$839.00	\$586.04	\$616.88
276-213-003-6	27982	62	1	1/21/1999	2,125	1	\$839.00	\$586.04	\$616.88
276-213-004-7	27982	63	1	1/21/1999	2,480	1	\$839.00	\$586.04	\$616.88
276-213-005-8	27982	64	1	1/21/1999	2,480	1	\$839.00	\$586.04	\$616.88
276-213-006-9	27982	65	1	1/21/1999	2,125	1	\$839.00	\$586.04	\$616.88
276-213-007-0	27982	66	1	1/21/1999	1,615	1	\$839.00	\$586.04	\$616.88
276-213-008-1	27982	67	1	1/21/1999	2,480	1	\$839.00	\$586.04	\$616.88
276-213-009-2	27982	68	1	1/21/1999	2,125	1	\$839.00	\$586.04	\$616.88
276-213-010-2	27982	69	1	1/21/1999	2,480	1	\$839.00	\$586.04	\$616.88
276-213-011-3	27982	70	1	1/21/1999	1,615	1	\$839.00	\$586.04	\$616.88
276-213-012-4	27982	71	1	1/21/1999	2,125	1	\$839.00	\$586.04	\$616.88
276-213-013-5	27982	72	1	7/7/1999	2,125	1	\$839.00	\$586.04	\$616.88
276-213-014-6	27982	73	1	5/27/1999	2,480	1	\$839.00	\$586.04	\$616.88
276-213-015-7	27982	74	1	3/27/1998	2,024	1	\$839.00	\$586.04	\$616.88
276-213-016-8	27982	75	1	2/28/2001	1,615	1	\$839.00	\$586.04	\$616.88
276-213-017-9	27982	76	1	3/27/1998	1,425	1	\$839.00	\$586.04	\$616.88
276-213-018-0	27982	77	1	2/28/2001	2,480	1	\$839.00	\$586.04	\$616.88
276-221-001-9	27982	12	1	10/2/1998	2,125	1	\$839.00	\$586.04	\$616.88
276-221-002-0	27982	13	1	10/2/1998	2,125	1	\$839.00	\$586.04	\$616.88
276-221-003-1	27982	14	1	10/2/1998	1,615	1	\$839.00	\$586.04	\$616.88
276-221-004-2	27982	15	1	10/2/1998	2,125	1	\$839.00	\$586.04	\$616.88
276-221-005-3	27982	16	1	10/2/1998	1,615	1	\$839.00	\$586.04	\$616.88
276-221-006-4	27982	17	1	10/2/1998	2,125	1	\$839.00	\$586.04	\$616.88
276-221-007-5	27982	25	1	2/12/1999	1,615	1	\$839.00	\$586.04	\$616.88
276-221-008-6	27982	26	1	2/12/1999	2,480	1	\$839.00	\$586.04	\$616.88
276-221-009-7	27982	27	1	2/12/1999	2,125	1	\$839.00	\$586.04	\$616.88
276-221-010-7	27982	28	1	2/12/1999	1,615	1	\$839.00	\$586.04	\$616.88
276-221-011-8	27982	29	1	2/12/1999	2,125	1	\$839.00	\$586.04	\$616.88

**Community Facilities District No. 6, Improvement Area No. 1
Riverside Unified School District**

Fiscal Year 2011-2012 Special Tax Levy

<u>Assessor's Parcel Number</u>	<u>Tract</u>	<u>Lot</u>	<u>Number of Units</u>	<u>Permit Date</u>	<u>Building Sq. Ft.</u>	<u>Tax Class</u>	<u>FY 2011-12 Expected Maximum Special Tax</u>	<u>FY 2011-12 Special Tax Levy</u>	<u>FY 2010-11 Special Tax Levy</u>
276-221-012-9	27982	30	1	7/7/1999	2,480	1	\$839.00	\$586.04	\$616.88
276-221-013-0	27982	31	1	7/7/1999	2,125	1	\$839.00	\$586.04	\$616.88
276-221-014-1	27982	32	1	7/7/1999	2,480	1	\$839.00	\$586.04	\$616.88
276-221-015-2	27982	33	1	7/7/1999	2,125	1	\$839.00	\$586.04	\$616.88
276-221-016-3	27982	34	1	7/7/1999	1,615	1	\$839.00	\$586.04	\$616.88
276-221-017-4	27982-3	1	1	6/26/1998	3,099	1	\$839.00	\$586.04	\$616.88
276-221-018-5	27982-3	2	1	6/26/1998	2,544	1	\$839.00	\$586.04	\$616.88
276-221-019-6	27982-3	3	1	6/26/1998	3,099	1	\$839.00	\$586.04	\$616.88
276-221-020-6	27982-3	4	1	6/26/1998	2,765	1	\$839.00	\$586.04	\$616.88
276-221-021-7	27982-3	5	1	6/26/1998	2,544	1	\$839.00	\$586.04	\$616.88
276-221-022-8	27982-3	6	1	6/26/1998	3,099	1	\$839.00	\$586.04	\$616.88
276-221-023-9	27982-3	7	1	6/26/1998	2,473	1	\$839.00	\$586.04	\$616.88
276-221-024-0	27982-3	8	1	6/26/1998	2,544	1	\$839.00	\$586.04	\$616.88
276-221-025-1	27982-3	9	1	6/26/1998	3,099	1	\$839.00	\$586.04	\$616.88
276-221-026-2	27982-3	10	1	6/26/1998	2,765	1	\$839.00	\$586.04	\$616.88
276-222-001-2	27982	35	1	7/7/1999	2,125	1	\$839.00	\$586.04	\$616.88
276-222-002-3	27982	36	1	7/7/1999	2,480	1	\$839.00	\$586.04	\$616.88
276-222-003-4	27982	37	1	7/7/1999	2,125	1	\$839.00	\$586.04	\$616.88
276-222-004-5	27982	38	1	7/7/1999	2,480	1	\$839.00	\$586.04	\$616.88
276-222-005-6	27982	39	1	7/7/1999	1,615	1	\$839.00	\$586.04	\$616.88
276-222-006-7	27982	40	1	7/7/1999	2,125	1	\$839.00	\$586.04	\$616.88
276-222-007-8	27982	41	1	7/7/1999	2,480	1	\$839.00	\$586.04	\$616.88
276-222-008-9	27982-3	11	1	6/26/1998	3,099	1	\$839.00	\$586.04	\$616.88
276-222-009-0	27982-3	12	1	10/27/1998	2,765	1	\$839.00	\$586.04	\$616.88
276-222-010-0	27982-3	13	1	10/27/1998	2,344	1	\$839.00	\$586.04	\$616.88
276-222-011-1	27982-3	14	1	10/27/1998	2,473	1	\$839.00	\$586.04	\$616.88
276-222-012-2	27982-3	15	1	10/27/1998	2,544	1	\$839.00	\$586.04	\$616.88
276-222-013-3	27982-3	16	1	10/27/1998	2,765	1	\$839.00	\$586.04	\$616.88
276-222-014-4	27982-3	17	1	10/27/1998	3,099	1	\$839.00	\$586.04	\$616.88
276-223-001-5	27982	42	1	7/7/1999	2,125	1	\$839.00	\$586.04	\$616.88
276-223-002-6	27982	43	1	7/7/1999	2,480	1	\$839.00	\$586.04	\$616.88
276-223-003-7	27982	44	1	7/7/1999	2,125	1	\$839.00	\$586.04	\$616.88
276-223-004-8	27982	45	1	7/7/1999	2,480	1	\$839.00	\$586.04	\$616.88
276-223-005-9	27982	46	1	7/7/1999	2,125	1	\$839.00	\$586.04	\$616.88
276-223-006-0	27982	47	1	7/7/1999	2,480	1	\$839.00	\$586.04	\$616.88
276-223-007-1	27982	48	1	7/7/1999	2,125	1	\$839.00	\$586.04	\$616.88
276-223-008-2	27982	49	1	7/7/1999	2,480	1	\$839.00	\$586.04	\$616.88
276-223-009-3	27982	50	1	7/7/1999	2,125	1	\$839.00	\$586.04	\$616.88
276-223-010-3	27982	51	1	7/7/1999	2,480	1	\$839.00	\$586.04	\$616.88
276-223-011-4	27982	52	1	7/7/1999	2,125	1	\$839.00	\$586.04	\$616.88
276-223-012-5	27982	53	1	7/7/1999	2,480	1	\$839.00	\$586.04	\$616.88
276-223-013-6	27982	54	1	7/7/1999	2,125	1	\$839.00	\$586.04	\$616.88
276-223-014-7	27982	55	1	2/12/1999	2,480	1	\$839.00	\$586.04	\$616.88
276-223-015-8	27982	56	1	2/12/1999	2,125	1	\$839.00	\$586.04	\$616.88
276-223-016-9	27982	57	1	2/12/1999	2,480	1	\$839.00	\$586.04	\$616.88
276-223-017-0	27982	58	1	2/12/1999	2,125	1	\$839.00	\$586.04	\$616.88
276-223-018-1	27982	59	1	2/12/1999	2,480	1	\$839.00	\$586.04	\$616.88

**Community Facilities District No. 6, Improvement Area No. 1
Riverside Unified School District**

Fiscal Year 2011-2012 Special Tax Levy

<u>Assessor's Parcel Number</u>	<u>Tract</u>	<u>Lot</u>	<u>Number of Units</u>	<u>Permit Date</u>	<u>Building Sq. Ft.</u>	<u>Tax Class</u>	FY 2011-12 Expected Maximum Special Tax	FY 2011-12 Special Tax Levy	FY 2010-11 Special Tax Levy
276-224-001-8	27982-3	48	1	6/26/1998	3,099	1	\$839.00	\$586.04	\$616.88
276-224-002-9	27982-3	49	1	6/26/1998	2,765	1	\$839.00	\$586.04	\$616.88
276-224-003-0	27982-3	50	1	12/16/1998	2,765	1	\$839.00	\$586.04	\$616.88
276-224-004-1	27982-3	51	1	12/16/1998	3,099	1	\$839.00	\$586.04	\$616.88
276-224-005-2	27982-3	52	1	12/16/1998	3,099	1	\$839.00	\$586.04	\$616.88
276-224-006-3	27982-3	53	1	12/16/1998	2,544	1	\$839.00	\$586.04	\$616.88
276-224-007-4	27982-3	54	1	12/16/1998	3,099	1	\$839.00	\$586.04	\$616.88
276-224-008-5	27982-3	55	1	12/16/1998	3,099	1	\$839.00	\$586.04	\$616.88
276-224-009-6	27982-3	56	1	12/16/1998	3,099	1	\$839.00	\$586.04	\$616.88
276-225-001-1	27982-3	18	1	5/20/1999	3,099	1	\$839.00	\$586.04	\$616.88
276-225-002-2	27982-3	19	1	5/20/1999	2,765	1	\$839.00	\$586.04	\$616.88
276-231-001-0	27982-3	42	1	11/6/1998	3,099	1	\$839.00	\$586.04	\$616.88
276-231-002-1	27982-3	43	1	11/6/1998	2,473	1	\$839.00	\$586.04	\$616.88
276-231-003-2	27982-3	44	1	11/6/1998	3,099	1	\$839.00	\$586.04	\$616.88
276-231-004-3	27982-3	45	1	2/16/1999	2,473	1	\$839.00	\$586.04	\$616.88
276-231-005-4	27982-3	46	1	6/26/1998	3,099	1	\$839.00	\$586.04	\$616.88
276-231-006-5	27982-3	47	1	6/26/1998	2,344	1	\$839.00	\$586.04	\$616.88
276-231-007-6	27982-3	57	1	5/20/1999	2,344	1	\$839.00	\$586.04	\$616.88
276-231-008-7	27982-3	58	1	5/20/1999	2,473	1	\$839.00	\$586.04	\$616.88
276-231-009-8	27982-3	59	1	5/20/1999	3,099	1	\$839.00	\$586.04	\$616.88
276-231-010-8	27982-3	60	1	5/20/1999	2,344	1	\$839.00	\$586.04	\$616.88
276-231-011-9	27982-3	61	1	5/20/1999	2,765	1	\$839.00	\$586.04	\$616.88
276-231-012-0	27982-3	62	1	5/20/1999	3,099	1	\$839.00	\$586.04	\$616.88
276-231-013-1	27982-3	63	1	5/20/1999	2,344	1	\$839.00	\$586.04	\$616.88
276-231-014-2	27982-3	64	1	5/20/1999	3,099	1	\$839.00	\$586.04	\$616.88
276-231-015-3	27982-3	65	1	5/20/1999	3,099	1	\$839.00	\$586.04	\$616.88
276-231-016-4	27982-3	66	1	5/20/1999	2,765	1	\$839.00	\$586.04	\$616.88
276-231-017-5	27982-3	67	1	5/20/1999	3,099	1	\$839.00	\$586.04	\$616.88
276-231-018-6	27982-3	68	1	2/16/1999	2,544	1	\$839.00	\$586.04	\$616.88
276-231-019-7	27982-3	69	1	2/16/1999	3,099	1	\$839.00	\$586.04	\$616.88
276-231-020-7	27982-3	70	1	2/16/1999	2,765	1	\$839.00	\$586.04	\$616.88
276-231-021-8	27982-3	71	1	2/16/1999	2,344	1	\$839.00	\$586.04	\$616.88
276-231-022-9	27982-3	72	1	2/16/1999	3,099	1	\$839.00	\$586.04	\$616.88
276-231-023-0	27982-3	73	1	2/16/1999	3,099	1	\$839.00	\$586.04	\$616.88
276-232-001-3	27982-3	20	1	5/20/1999	2,344	1	\$839.00	\$586.04	\$616.88
276-232-002-4	27982-3	21	1	5/20/1999	2,473	1	\$839.00	\$586.04	\$616.88
276-232-003-5	27982-3	22	1	5/20/1999	2,344	1	\$839.00	\$586.04	\$616.88
276-232-004-6	27982-3	23	1	5/20/1999	2,473	1	\$839.00	\$586.04	\$616.88
276-232-005-7	27982-3	24	1	5/20/1999	2,344	1	\$839.00	\$586.04	\$616.88
276-232-006-8	27982-3	25	1	5/20/1999	2,765	1	\$839.00	\$586.04	\$616.88
276-232-007-9	27982-3	26	1	5/20/1999	3,099	1	\$839.00	\$586.04	\$616.88
276-232-008-0	27982-3	27	1	3/17/1999	3,099	1	\$839.00	\$586.04	\$616.88
276-232-009-1	27982-3	28	1	3/17/1999	2,765	1	\$839.00	\$586.04	\$616.88
276-232-010-1	27982-3	29	1	3/17/1999	2,344	1	\$839.00	\$586.04	\$616.88
276-232-011-2	27982-3	30	1	3/17/1999	2,765	1	\$839.00	\$586.04	\$616.88
276-232-012-3	27982-3	31	1	3/17/1999	2,765	1	\$839.00	\$586.04	\$616.88
276-232-013-4	27982-3	32	1	3/17/1999	2,344	1	\$839.00	\$586.04	\$616.88

**Community Facilities District No. 6, Improvement Area No. 1
Riverside Unified School District**

Fiscal Year 2011-2012 Special Tax Levy

<u>Assessor's Parcel Number</u>	<u>Tract</u>	<u>Lot</u>	<u>Number of Units</u>	<u>Permit Date</u>	<u>Building Sq. Ft.</u>	<u>Tax Class</u>	<u>FY 2011-12 Expected Maximum Special Tax</u>	<u>FY 2011-12 Special Tax Levy</u>	<u>FY 2010-11 Special Tax Levy</u>
276-232-014-5	27982-3	33	1	3/17/1999	2,765	1	\$839.00	\$586.04	\$616.88
276-232-015-6	27982-3	34	1	3/17/1999	2,344	1	\$839.00	\$586.04	\$616.88
276-232-016-7	27982-3	35	1	11/6/1998	2,314	1	\$839.00	\$586.04	\$616.88
276-232-017-8	27982-3	36	1	11/6/1998	2,765	1	\$839.00	\$586.04	\$616.88
276-232-018-9	27982-3	37	1	11/6/1998	3,099	1	\$839.00	\$586.04	\$616.88
276-232-019-0	27982-3	38	1	11/6/1998	3,099	1	\$839.00	\$586.04	\$616.88
276-232-020-0	27982-3	39	1	11/6/1998	3,099	1	\$839.00	\$586.04	\$616.88
276-232-021-1	27982-3	40	1	11/6/1998	2,544	1	\$839.00	\$586.04	\$616.88
276-232-022-2	27982-3	41	1	11/6/1998	2,473	1	\$839.00	\$586.04	\$616.88
276-232-023-3	27982-2	30	1	6/26/1998	2,765	1	\$839.00	\$586.04	\$616.88
276-232-024-4	27982-2	31	1	6/26/1998	2,765	1	\$839.00	\$586.04	\$616.88
276-232-025-5	27982-2	32	1	6/26/1998	2,544	1	\$839.00	\$586.04	\$616.88
276-232-026-6	27982-2	33	1	6/26/1998	2,344	1	\$839.00	\$586.04	\$616.88
276-232-027-7	27982-2	34	1	7/27/1999	3,099	1	\$839.00	\$586.04	\$616.88
276-232-028-8	27982-2	35	1	7/27/1999	2,344	1	\$839.00	\$586.04	\$616.88
276-232-029-9	27982-2	36	1	7/27/1999	3,099	1	\$839.00	\$586.04	\$616.88
276-232-030-9	27982-2	37	1	7/27/1999	3,099	1	\$839.00	\$586.04	\$616.88
276-233-001-6	27982-2	20	1	6/23/1998	3,099	1	\$839.00	\$586.04	\$616.88
276-233-002-7	27982-2	21	1	6/23/1998	2,765	1	\$839.00	\$586.04	\$616.88
276-233-003-8	27982-2	22	1	6/23/1998	2,544	1	\$839.00	\$586.04	\$616.88
276-233-004-9	27982-2	23	1	7/27/1999	3,099	1	\$839.00	\$586.04	\$616.88
276-233-005-0	27982-2	24	1	7/27/1999	3,099	1	\$839.00	\$586.04	\$616.88
276-233-006-1	27982-2	25	1	7/27/1999	2,765	1	\$839.00	\$586.04	\$616.88
276-233-007-2	27982-2	26	1	7/27/1999	2,544	1	\$839.00	\$586.04	\$616.88
276-233-008-3	27982-2	27	1	6/26/1998	2,765	1	\$839.00	\$586.04	\$616.88
276-233-009-4	27982-2	28	1	6/26/1998	2,544	1	\$839.00	\$586.04	\$616.88
276-233-010-4	27982-2	29	1	6/26/1998	2,765	1	\$839.00	\$586.04	\$616.88
276-241-001-1	27982-2	38	1	10/18/1999	2,377	1	\$839.00	\$586.04	\$616.88
276-241-002-2	27982-2	39	1	10/18/1999	2,676	1	\$839.00	\$586.04	\$616.88
276-241-003-3	27982-2	40	1	10/18/1999	1,585	1	\$839.00	\$586.04	\$616.88
276-241-004-4	27982-2	41	1	10/18/1999	2,676	1	\$839.00	\$586.04	\$616.88
276-241-005-5	27982-2	42	1	10/18/1999	2,377	1	\$839.00	\$586.04	\$616.88
276-241-006-6	27982-2	43	1	10/18/1999	2,676	1	\$839.00	\$586.04	\$616.88
276-241-007-7	27982-2	44	1	10/18/1999	2,377	1	\$839.00	\$586.04	\$616.88
276-241-008-8	27982-2	45	1	10/18/1999	1,827	1	\$839.00	\$586.04	\$616.88
276-241-009-9	27982-2	46	1	8/30/1999	1,585	1	\$839.00	\$586.04	\$616.88
276-241-010-9	27982-2	47	1	8/30/1999	2,676	1	\$839.00	\$586.04	\$616.88
276-241-011-0	27982-2	48	1	8/30/1999	2,377	1	\$839.00	\$586.04	\$616.88
276-241-012-1	27982-2	49	1	8/30/1999	2,676	1	\$839.00	\$586.04	\$616.88
276-241-013-2	27982-2	50	1	8/30/1999	2,377	1	\$839.00	\$586.04	\$616.88
276-241-014-3	27982-2	51	1	8/30/1999	2,676	1	\$839.00	\$586.04	\$616.88
276-241-015-4	27982-2	52	1	8/30/1999	1,827	1	\$839.00	\$586.04	\$616.88
276-241-016-5	27982-2	53	1	8/30/1999	2,676	1	\$839.00	\$586.04	\$616.88
276-241-017-6	27982-2	54	1	8/30/1999	1,585	1	\$839.00	\$586.04	\$616.88
276-241-018-7	27982-2	55	1	8/30/1999	2,377	1	\$839.00	\$586.04	\$616.88
276-241-019-8	27982-2	56	1	8/30/1999	1,827	1	\$839.00	\$586.04	\$616.88
276-241-020-8	27982-1	49	1	5/14/1999	2,024	1	\$839.00	\$586.04	\$616.88

**Community Facilities District No. 6, Improvement Area No. 1
Riverside Unified School District**

Fiscal Year 2011-2012 Special Tax Levy

<u>Assessor's Parcel Number</u>	<u>Tract</u>	<u>Lot</u>	<u>Number of Units</u>	<u>Permit Date</u>	<u>Building Sq. Ft.</u>	<u>Tax Class</u>	<u>FY 2011-12 Expected Maximum Special Tax</u>	<u>FY 2011-12 Special Tax Levy</u>	<u>FY 2010-11 Special Tax Levy</u>
276-241-021-9	27982-1	48	1	5/14/1999	1,767	1	\$839.00	\$586.04	\$616.88
276-241-022-0	27982-1	47	1	5/14/1999	2,676	1	\$839.00	\$586.04	\$616.88
276-241-023-1	27982-1	46	1	5/14/1999	2,377	1	\$839.00	\$586.04	\$616.88
276-241-024-2	27982-1	45	1	5/14/1999	2,024	1	\$839.00	\$586.04	\$616.88
276-241-025-3	27982-1	44	1	5/14/1999	2,377	1	\$839.00	\$586.04	\$616.88
276-241-026-4	27982-1	43	1	5/14/1999	2,024	1	\$839.00	\$586.04	\$616.88
276-241-027-5	27982-1	42	1	5/14/1999	1,827	1	\$839.00	\$586.04	\$616.88
276-241-028-6	27982-1	41	1	5/14/1999	2,377	1	\$839.00	\$586.04	\$616.88
276-241-029-7	27982-1	40	1	5/14/1999	2,676	1	\$839.00	\$586.04	\$616.88
276-241-030-7	27982-1	39	1	5/14/1999	2,024	1	\$839.00	\$586.04	\$616.88
276-241-031-8	27982-1	38	1	5/14/1999	2,676	1	\$839.00	\$586.04	\$616.88
276-241-032-9	27982-1	37	1	5/14/1999	1,767	1	\$839.00	\$586.04	\$616.88
276-241-033-0	27982-1	36	1	5/14/1999	2,676	1	\$839.00	\$586.04	\$616.88
276-241-034-1	27982-1	35	1	2/12/1999	1,827	1	\$839.00	\$586.04	\$616.88
276-241-035-2	27982-1	34	1	2/12/1999	2,377	1	\$839.00	\$586.04	\$616.88
276-241-036-3	27982-1	33	1	2/12/1999	1,827	1	\$839.00	\$586.04	\$616.88
276-241-037-4	27982-1	32	1	2/12/1999	1,827	1	\$839.00	\$586.04	\$616.88
276-241-038-5	27982-1	31	1	2/12/1999	2,377	1	\$839.00	\$586.04	\$616.88
276-241-039-6	27982-1	30	1	2/12/1999	2,377	1	\$839.00	\$586.04	\$616.88
276-241-040-6	27982-1	29	1	2/12/1999	2,024	1	\$839.00	\$586.04	\$616.88
276-242-001-4	27982-2	1	1	10/18/1999	2,676	1	\$839.00	\$586.04	\$616.88
276-242-002-5	27982-2	2	1	10/18/1999	1,585	1	\$839.00	\$586.04	\$616.88
276-242-003-6	27982-2	3	1	10/18/1999	2,676	1	\$839.00	\$586.04	\$616.88
276-242-004-7	27982-2	4	1	10/18/1999	2,024	1	\$839.00	\$586.04	\$616.88
276-242-005-8	27982-2	5	1	7/15/1999	2,676	1	\$839.00	\$586.04	\$616.88
276-242-006-9	27982-2	6	1	7/15/1999	2,024	1	\$839.00	\$586.04	\$616.88
276-242-007-0	27982-2	7	1	7/15/1999	2,676	1	\$839.00	\$586.04	\$616.88
276-242-008-1	27982-2	8	1	7/15/1999	1,585	1	\$839.00	\$586.04	\$616.88
276-242-009-2	27982-2	9	1	7/15/1999	2,676	1	\$839.00	\$586.04	\$616.88
276-242-010-2	27982-1	54	1	2/12/1999	1,586	1	\$839.00	\$586.04	\$616.88
276-242-011-3	27982-1	53	1	2/12/1999	2,024	1	\$839.00	\$586.04	\$616.88
276-242-012-4	27982-1	52	1	2/12/1999	2,377	1	\$839.00	\$586.04	\$616.88
276-242-013-5	27982-1	51	1	2/12/1999	1,586	1	\$839.00	\$586.04	\$616.88
276-242-014-6	27982-1	50	1	2/12/1999	2,024	1	\$839.00	\$586.04	\$616.88
276-242-015-7	27982-2	10	1	7/15/1999	2,377	1	\$839.00	\$586.04	\$616.88
276-242-016-8	27982-2	11	1	7/15/1999	1,827	1	\$839.00	\$586.04	\$616.88
276-242-017-9	27982-2	12	1	7/15/1999	2,676	1	\$839.00	\$586.04	\$616.88
276-242-018-0	27982-2	13	1	7/15/1999	2,024	1	\$839.00	\$586.04	\$616.88
276-242-019-1	27982-2	14	1	7/15/1999	1,585	1	\$839.00	\$586.04	\$616.88
276-242-020-1	27982-2	15	1	7/15/1999	2,676	1	\$839.00	\$586.04	\$616.88
276-242-021-2	27982-2	16	1	10/18/1999	2,024	1	\$839.00	\$586.04	\$616.88
276-242-022-3	27982-2	17	1	10/18/1999	2,676	1	\$839.00	\$586.04	\$616.88
276-242-023-4	27982-2	18	1	10/18/1999	1,585	1	\$839.00	\$586.04	\$616.88
276-242-024-5	27982-2	19	1	10/18/1999	2,377	1	\$839.00	\$586.04	\$616.88
276-271-001-4	27982-1	1	1	2/28/2001	1,827	1	\$839.00	\$586.04	\$616.88
276-271-002-5	27982-1	2	1	2/28/2001	2,676	1	\$839.00	\$586.04	\$616.88
276-271-003-6	27982-1	3	1	2/28/2001	1,585	1	\$839.00	\$586.04	\$616.88

**Community Facilities District No. 6, Improvement Area No. 1
Riverside Unified School District**

Fiscal Year 2011-2012 Special Tax Levy

<u>Assessor's Parcel Number</u>	<u>Tract</u>	<u>Lot</u>	<u>Number of Units</u>	<u>Permit Date</u>	<u>Building Sq. Ft.</u>	<u>Tax Class</u>	<u>FY 2011-12 Expected Maximum Special Tax</u>	<u>FY 2011-12 Special Tax Levy</u>	<u>FY 2010-11 Special Tax Levy</u>
276-271-004-7	27982-1	4	1	2/28/2001	2,676	1	\$839.00	\$586.04	\$616.88
276-271-005-8	27982-1	5	1	2/28/2001	2,377	1	\$839.00	\$586.04	\$616.88
276-271-006-9	27982-1	6	1	2/28/2001	2,377	1	\$839.00	\$586.04	\$616.88
276-271-007-0	27982-1	7	1	2/28/2001	2,676	1	\$839.00	\$586.04	\$616.88
276-271-008-1	27982-1	8	1	2/28/2001	2,676	1	\$839.00	\$586.04	\$616.88
276-271-009-2	27982-1	9	1	2/28/2001	2,377	1	\$839.00	\$586.04	\$616.88
276-271-010-2	27982-1	10	1	2/28/2001	1,827	1	\$839.00	\$586.04	\$616.88
276-271-011-3	27982-1	11	1	2/28/2001	2,377	1	\$839.00	\$586.04	\$616.88
276-271-012-4	27982-1	12	1	2/28/2001	2,676	1	\$839.00	\$586.04	\$616.88
276-271-013-5	27982-1	13	1	2/28/2001	2,377	1	\$839.00	\$586.04	\$616.88
276-271-014-6	27982-1	14	1	2/28/2001	2,676	1	\$839.00	\$586.04	\$616.88
276-271-015-7	27982-1	15	1	2/28/2001	1,585	1	\$839.00	\$586.04	\$616.88
276-271-016-8	27982-1	16	1	2/28/2001	2,377	1	\$839.00	\$586.04	\$616.88
276-271-017-9	27982-1	17	1	2/28/2001	2,024	1	\$839.00	\$586.04	\$616.88
276-271-018-0	27982-1	18	1	2/28/2001	2,377	1	\$839.00	\$586.04	\$616.88
276-271-019-1	27982-1	19	1	2/28/2001	2,676	1	\$839.00	\$586.04	\$616.88
276-271-020-1	27982-1	20	1	2/28/2001	1,827	1	\$839.00	\$586.04	\$616.88
276-271-021-2	27982-1	21	1	2/28/2001	1,827	1	\$839.00	\$586.04	\$616.88
276-271-022-3	27982-1	22	1	2/28/2001	1,753	1	\$839.00	\$586.04	\$616.88
276-271-023-4	27982-1	23	1	2/28/2001	2,024	1	\$839.00	\$586.04	\$616.88
276-271-024-5	27982-1	24	1	2/28/2001	2,377	1	\$839.00	\$586.04	\$616.88
276-271-025-6	27982-1	25	1	2/28/2001	2,676	1	\$839.00	\$586.04	\$616.88
276-271-026-7	27982-1	26	1	2/28/2001	2,377	1	\$839.00	\$586.04	\$616.88
276-271-027-8	27982-1	27	1	2/28/2001	2,377	1	\$839.00	\$586.04	\$616.88
276-271-028-9	27982-1	28	1	2/28/2001	2,676	1	\$839.00	\$586.04	\$616.88
Totals:			260		619,714		\$218,140.00	\$152,370.40	\$160,388.80

J:\CLIENTS\RUSD\ADMIN\2011_2012\CFD6\IA1\Database\cfd6ia1 tax roll.rpt

6/6/2011

**Community Facilities District No. 6, Improvement Area No. 2
Riverside Unified School District**

Fiscal Year 2011-2012 Special Tax Levy

Assessor's Parcel		Lot	Number of Units	Permit Date	Building Sq. Ft.	Tax Class	FY 2011-12	FY 2011-12	FY 2010-11
Number	Tract						Expected Maximum Special Tax	Special Tax Levy	Special Tax Levy
276-181-001-6	28491-1	1	1	4/12/2002	3,802	1	\$850.00	\$626.02	\$658.96
276-181-002-7	28491-1	2	1	4/12/2002	3,422	1	\$850.00	\$626.02	\$658.96
276-181-003-8	28491-1	3	1	4/12/2002	2,792	1	\$850.00	\$626.02	\$658.96
276-181-004-9	28491-1	4	1	4/12/2002	3,422	1	\$850.00	\$626.02	\$658.96
276-181-005-0	28491-1	5	1	4/12/2002	3,257	1	\$850.00	\$626.02	\$658.96
276-181-006-1	28491-1	6	1	2/28/2001	3,802	1	\$850.00	\$626.02	\$658.96
276-181-007-2	28491-1	7	1	2/28/2001	3,422	1	\$850.00	\$626.02	\$658.96
276-181-008-3	28491-1	8	1	2/28/2001	2,792	1	\$850.00	\$626.02	\$658.96
276-181-009-4	28491-1	9	1	2/28/2001	3,802	1	\$850.00	\$626.02	\$658.96
276-181-010-4	28491-1	10	1	2/28/2001	2,912	1	\$850.00	\$626.02	\$658.96
276-181-011-5	28491-1	11	1	2/28/2001	3,802	1	\$850.00	\$626.02	\$658.96
276-181-012-6	28491-1	12	1	2/28/2001	2,792	1	\$850.00	\$626.02	\$658.96
276-181-013-7	28491-1	13	1	2/28/2001	3,422	1	\$850.00	\$626.02	\$658.96
276-181-014-8	28491-1	14	1	2/28/2001	3,257	1	\$850.00	\$626.02	\$658.96
276-181-015-9	28491-1	15	1	2/28/2001	3,422	1	\$850.00	\$626.02	\$658.96
276-181-016-0	28491-1	16	1	2/28/2001	2,792	1	\$850.00	\$626.02	\$658.96
276-181-017-1	28491-1	17	1	2/28/2001	3,257	1	\$850.00	\$626.02	\$658.96
276-181-018-2	28491-1	18	1	2/28/2001	2,792	1	\$850.00	\$626.02	\$658.96
276-181-019-3	28491-1	19	1	2/28/2001	2,922	1	\$850.00	\$626.02	\$658.96
276-181-020-3	28491-1	20	1	2/28/2001	3,257	1	\$850.00	\$626.02	\$658.96
276-181-021-4	28491-1	21	1	2/28/2001	2,792	1	\$850.00	\$626.02	\$658.96
276-181-022-5	28491-1	22	1	2/28/2001	2,922	1	\$850.00	\$626.02	\$658.96
276-181-023-6	28491-1	23	1	2/28/2001	3,257	1	\$850.00	\$626.02	\$658.96
276-181-024-7	28491-1	24	1	2/28/2001	2,922	1	\$850.00	\$626.02	\$658.96
276-181-025-8	28491-1	25	1	2/28/2001	3,257	1	\$850.00	\$626.02	\$658.96
276-181-026-9	28491-1	26	1	2/28/2001	3,257	1	\$850.00	\$626.02	\$658.96
276-181-027-0	28491-1	27	1	2/28/2001	2,792	1	\$850.00	\$626.02	\$658.96
276-181-028-1	28491-1	28	1	2/28/2001	3,257	1	\$850.00	\$626.02	\$658.96
276-181-029-2	28491-1	29	1	2/28/2001	2,912	1	\$850.00	\$626.02	\$658.96
276-181-030-2	28491-1	30	1	2/28/2001	2,792	1	\$850.00	\$626.02	\$658.96
276-181-031-3	28491-1	31	1	2/28/2001	3,257	1	\$850.00	\$626.02	\$658.96
276-181-032-4	28491-1	32	1	2/28/2001	2,922	1	\$850.00	\$626.02	\$658.96
276-181-033-5	28491-1	33	1	2/28/2001	3,257	1	\$850.00	\$626.02	\$658.96
276-181-034-6	28491-1	34	1	2/28/2001	2,922	1	\$850.00	\$626.02	\$658.96
276-181-035-7	28491-1	35	1	12/11/2001	2,608	1	\$850.00	\$626.02	\$658.96
276-181-036-8	28491-1	36	1	12/11/2001	2,751	1	\$850.00	\$626.02	\$658.96
276-181-037-9	28491-1	37	1	12/11/2001	2,608	1	\$850.00	\$626.02	\$658.96
276-181-038-0	28491-1	38	1	12/11/2001	2,751	1	\$850.00	\$626.02	\$658.96
276-181-039-1	28491-1	39	1	12/11/2001	2,608	1	\$850.00	\$626.02	\$658.96
276-182-001-9	28491-1	46	1	4/12/2002	3,802	1	\$850.00	\$626.02	\$658.96
276-182-002-0	28491-1	47	1	4/12/2002	3,422	1	\$850.00	\$626.02	\$658.96
276-182-003-1	28491-1	48	1	4/12/2002	2,792	1	\$850.00	\$626.02	\$658.96
276-182-004-2	28491-1	49	1	4/12/2002	2,912	1	\$850.00	\$626.02	\$658.96

**Community Facilities District No. 6, Improvement Area No. 2
Riverside Unified School District**

Fiscal Year 2011-2012 Special Tax Levy

Assessor's Parcel		Lot	Number of Units	Permit Date	Building Sq. Ft.	Tax Class	FY 2011-12	FY 2011-12	FY 2010-11
Number	Tract						Expected Maximum Special Tax	Special Tax Levy	Special Tax Levy
276-182-005-3	28491-1	50	1	4/12/2002	3,257	1	\$850.00	\$626.02	\$658.96
276-182-006-4	28491-1	51	1	4/12/2002	2,792	1	\$850.00	\$626.02	\$658.96
276-182-007-5	28491-1	52	1	4/12/2002	3,802	1	\$850.00	\$626.02	\$658.96
276-182-008-6	28491-1	53	1	10/5/2000	2,792	1	\$850.00	\$626.02	\$658.96
276-182-009-7	28491-1	54	1	10/5/2000	3,257	1	\$850.00	\$626.02	\$658.96
276-182-010-7	28491-1	55	1	11/13/2000	2,922	1	\$850.00	\$626.02	\$658.96
276-182-011-8	28491-1	56	1	2/28/2001	2,792	1	\$850.00	\$626.02	\$658.96
276-182-012-9	28491-1	57	1	2/28/2001	3,257	1	\$850.00	\$626.02	\$658.96
276-182-013-0	28491-1	58	1	12/11/2001	2,608	1	\$850.00	\$626.02	\$658.96
276-182-014-1	28491-1	59	1	12/11/2001	2,400	1	\$850.00	\$626.02	\$658.96
276-182-015-2	28491-1	60	1	12/11/2001	2,608	1	\$850.00	\$626.02	\$658.96
276-182-016-3	28491-1	61	1	12/11/2001	2,751	1	\$850.00	\$626.02	\$658.96
276-182-017-4	28491-1	62	1	12/11/2001	2,608	1	\$850.00	\$626.02	\$658.96
276-182-018-5	28491-1	63	1	6/5/2002	2,922	1	\$850.00	\$626.02	\$658.96
276-182-019-6	28491-1	64	1	6/5/2002	3,802	1	\$850.00	\$626.02	\$658.96
276-182-020-6	28491-1	65	1	6/5/2002	2,792	1	\$850.00	\$626.02	\$658.96
276-182-021-7	28491-1	66	1	6/5/2002	3,422	1	\$850.00	\$626.02	\$658.96
276-182-022-8	28491-1	67	1	11/1/2000	3,257	1	\$850.00	\$626.02	\$658.96
276-182-023-9	28491-1	68	1	8/5/1999	2,990	1	\$850.00	\$626.02	\$658.96
276-182-024-0	28491-1	69	1	8/5/1999	3,422	1	\$850.00	\$626.02	\$658.96
276-182-025-1	28491-1	70	1	8/5/1999	3,802	1	\$850.00	\$626.02	\$658.96
276-183-001-2	28491-1	40	1	5/21/2002	2,608	1	\$850.00	\$626.02	\$658.96
276-183-002-3	28491-1	41	1	2/28/2001	2,751	1	\$850.00	\$626.02	\$658.96
276-183-003-4	28491-1	42	1	2/28/2001	2,608	1	\$850.00	\$626.02	\$658.96
276-183-004-5	28491-1	43	1	2/28/2001	2,400	1	\$850.00	\$626.02	\$658.96
276-183-005-6	28491-1	44	1	5/21/2002	2,608	1	\$850.00	\$626.02	\$658.96
276-183-006-7	28491-1	45	1	6/5/2002	3,257	1	\$850.00	\$626.02	\$658.96
276-271-029-0	28491-3	64	1	2/28/2001	3,186	1	\$850.00	\$626.02	\$658.96
276-271-030-0	28491-3	65	1	2/28/2001	2,912	1	\$850.00	\$626.02	\$658.96
276-271-031-1	28491-3	66	1	2/28/2001	3,257	1	\$850.00	\$626.02	\$658.96
276-271-032-2	28491-3	67	1	2/28/2001	2,990	1	\$850.00	\$626.02	\$658.96
276-271-033-3	28491-3	68	1	2/28/2001	3,186	1	\$850.00	\$626.02	\$658.96
276-271-034-4	28491-3	69	1	2/28/2001	2,912	1	\$850.00	\$626.02	\$658.96
276-271-035-5	28491-3	70	1	2/28/2001	3,802	1	\$850.00	\$626.02	\$658.96
276-271-036-6	28491-3	71	1	2/28/2001	2,922	1	\$850.00	\$626.02	\$658.96
276-271-037-7	28491-3	72	1	2/28/2001	3,257	1	\$850.00	\$626.02	\$658.96
276-272-001-7	28491-3	1	1	2/28/2001	3,186	1	\$850.00	\$626.02	\$658.96
276-272-002-8	28491-3	2	1	2/28/2001	3,422	1	\$850.00	\$626.02	\$658.96
276-272-003-9	28491-3	3	1	2/28/2001	2,990	1	\$850.00	\$626.02	\$658.96
276-272-004-0	28491-3	4	1	2/28/2001	2,912	1	\$850.00	\$626.02	\$658.96
276-272-005-1	28491-3	5	1	2/28/2001	3,802	1	\$850.00	\$626.02	\$658.96
276-272-006-2	28491-3	6	1	2/28/2001	2,912	1	\$850.00	\$626.02	\$658.96
276-272-007-3	28491-3	7	1	2/28/2001	3,731	1	\$850.00	\$626.02	\$658.96

**Community Facilities District No. 6, Improvement Area No. 2
Riverside Unified School District**

Fiscal Year 2011-2012 Special Tax Levy

Assessor's Parcel		Lot	Number of Units	Permit Date	Building Sq. Ft.	Tax Class	FY 2011-12	FY 2011-12	FY 2010-11
Number	Tract						Expected Maximum Special Tax	Special Tax Levy	Special Tax Levy
276-272-008-4	28491-3	8	1	2/28/2001	2,912	1	\$850.00	\$626.02	\$658.96
276-272-009-5	28491-3	9	1	2/28/2001	2,990	1	\$850.00	\$626.02	\$658.96
276-272-010-5	28491-3	10	1	2/28/2001	2,912	1	\$850.00	\$626.02	\$658.96
276-272-011-6	28491-3	11	1	2/28/2001	3,802	1	\$850.00	\$626.02	\$658.96
276-281-001-5	28491-3	12	1	2/28/2001	3,257	1	\$850.00	\$626.02	\$658.96
276-281-002-6	28491-3	13	1	2/28/2001	2,912	1	\$850.00	\$626.02	\$658.96
276-281-003-7	28491-3	14	1	2/28/2001	2,990	1	\$850.00	\$626.02	\$658.96
276-281-004-8	28491-3	15	1	2/28/2001	3,422	1	\$850.00	\$626.02	\$658.96
276-281-005-9	28491-3	16	1	2/28/2001	2,990	1	\$850.00	\$626.02	\$658.96
276-281-006-0	28491-3	17	1	2/28/2001	2,912	1	\$850.00	\$626.02	\$658.96
276-281-007-1	28491-3	18	1	2/28/2001	2,792	1	\$850.00	\$626.02	\$658.96
276-281-008-2	28491-3	19	1	2/28/2001	2,922	1	\$850.00	\$626.02	\$658.96
276-281-009-3	28491-3	20	1	2/28/2001	2,792	1	\$850.00	\$626.02	\$658.96
276-281-010-3	28491-3	21	1	2/28/2001	3,257	1	\$850.00	\$626.02	\$658.96
276-282-001-8	28491-3	22	1	8/3/2001	2,400	1	\$850.00	\$626.02	\$658.96
276-282-002-9	28491-3	23	1	8/3/2001	2,608	1	\$850.00	\$626.02	\$658.96
276-282-003-0	28491-3	24	1	8/3/2001	2,751	1	\$850.00	\$626.02	\$658.96
276-282-004-1	28491-3	25	1	8/3/2001	2,608	1	\$850.00	\$626.02	\$658.96
276-282-005-2	28491-3	26	1	8/3/2001	2,751	1	\$850.00	\$626.02	\$658.96
276-282-006-3	28491-3	27	1	8/3/2001	2,400	1	\$850.00	\$626.02	\$658.96
276-282-007-4	28491-3	28	1	8/3/2001	2,751	1	\$850.00	\$626.02	\$658.96
276-282-008-5	28491-3	29	1	8/3/2001	2,608	1	\$850.00	\$626.02	\$658.96
276-282-009-6	28491-3	30	1	8/3/2001	2,751	1	\$850.00	\$626.02	\$658.96
276-282-010-6	28491-3	31	1	2/28/2001	3,257	1	\$850.00	\$626.02	\$658.96
276-282-011-7	28491-3	32	1	2/28/2001	2,912	1	\$850.00	\$626.02	\$658.96
276-282-012-8	28491-3	33	1	2/28/2001	3,257	1	\$850.00	\$626.02	\$658.96
276-282-013-9	28491-3	34	1	2/28/2001	2,792	1	\$850.00	\$626.02	\$658.96
276-282-014-0	28491-3	35	1	2/28/2001	2,922	1	\$850.00	\$626.02	\$658.96
276-282-015-1	28491-3	36	1	2/28/2001	3,257	1	\$850.00	\$626.02	\$658.96
276-282-016-2	28491-3	37	1	2/28/2001	2,912	1	\$850.00	\$626.02	\$658.96
276-282-017-3	28491-3	38	1	2/28/2001	2,792	1	\$850.00	\$626.02	\$658.96
276-282-018-4	28491-3	39	1	2/28/2001	2,922	1	\$850.00	\$626.02	\$658.96
276-282-019-5	28491-3	40	1	2/28/2001	3,257	1	\$850.00	\$626.02	\$658.96
276-282-020-5	28491-3	41	1	2/28/2001	2,922	1	\$850.00	\$626.02	\$658.96
276-282-021-6	28491-3	42	1	2/28/2001	3,257	1	\$850.00	\$626.02	\$658.96
276-282-022-7	28491-3	43	1	2/28/2001	2,792	1	\$850.00	\$626.02	\$658.96
276-282-023-8	28491-3	44	1	2/28/2001	3,257	1	\$850.00	\$626.02	\$658.96
276-282-024-9	28491-3	45	1	2/28/2001	2,912	1	\$850.00	\$626.02	\$658.96
276-282-025-0	28491-3	46	1	2/28/2001	2,792	1	\$850.00	\$626.02	\$658.96
276-282-026-1	28491-3	47	1	2/28/2001	3,257	1	\$850.00	\$626.02	\$658.96
276-282-027-2	28491-3	48	1	2/28/2001	2,912	1	\$850.00	\$626.02	\$658.96
276-282-028-3	28491-3	49	1	2/28/2001	3,257	1	\$850.00	\$626.02	\$658.96
276-282-029-4	28491-3	50	1	2/28/2001	3,257	1	\$850.00	\$626.02	\$658.96

**Community Facilities District No. 6, Improvement Area No. 2
Riverside Unified School District**

Fiscal Year 2011-2012 Special Tax Levy

Assessor's Parcel		Lot	Number of Units	Permit Date	Building Sq. Ft.	Tax Class	FY 2011-12	FY 2011-12	FY 2010-11
Number	Tract						Expected Maximum Special Tax	Special Tax Levy	Special Tax Levy
276-282-030-4	28491-3	51	1	2/28/2001	2,912	1	\$850.00	\$626.02	\$658.96
276-282-031-5	28491-3	52	1	2/28/2001	2,792	1	\$850.00	\$626.02	\$658.96
276-282-032-6	28491-3	53	1	2/28/2001	2,912	1	\$850.00	\$626.02	\$658.96
276-282-033-7	28491-3	54	1	2/28/2001	3,257	1	\$850.00	\$626.02	\$658.96
276-282-034-8	28491-3	55	1	2/28/2001	2,912	1	\$850.00	\$626.02	\$658.96
276-282-035-9	28491-3	56	1	2/28/2001	3,257	1	\$850.00	\$626.02	\$658.96
276-282-036-0	28491-3	57	1	2/28/2001	2,792	1	\$850.00	\$626.02	\$658.96
276-282-037-1	28491-3	58	1	2/28/2001	2,912	1	\$850.00	\$626.02	\$658.96
276-282-038-2	28491-3	59	1	2/28/2001	3,257	1	\$850.00	\$626.02	\$658.96
276-282-039-3	28491-3	60	1	2/28/2001	2,792	1	\$850.00	\$626.02	\$658.96
276-282-040-3	28491-3	61	1	2/28/2001	2,912	1	\$850.00	\$626.02	\$658.96
276-282-041-4	28491-3	62	1	2/28/2001	2,792	1	\$850.00	\$626.02	\$658.96
276-282-042-5	28491-3	63	1	2/28/2001	3,257	1	\$850.00	\$626.02	\$658.96
276-283-001-1	28491-3	73	1	2/28/2001	3,257	1	\$850.00	\$626.02	\$658.96
276-283-002-2	28491-3	74	1	2/28/2001	2,912	1	\$850.00	\$626.02	\$658.96
276-283-003-3	28491-3	75	1	2/28/2001	3,257	1	\$850.00	\$626.02	\$658.96
276-283-004-4	28491-3	76	1	2/28/2001	2,922	1	\$850.00	\$626.02	\$658.96
276-283-005-5	28491-3	77	1	2/28/2001	3,257	1	\$850.00	\$626.02	\$658.96
276-283-006-6	28491-3	78	1	2/28/2001	2,922	1	\$850.00	\$626.02	\$658.96
276-283-007-7	28491-3	79	1	2/28/2001	2,792	1	\$850.00	\$626.02	\$658.96
276-283-008-8	28491-3	80	1	2/28/2001	3,257	1	\$850.00	\$626.02	\$658.96
276-283-009-9	28491-3	81	1	2/28/2001	2,922	1	\$850.00	\$626.02	\$658.96
276-283-010-9	28491-3	82	1	2/28/2001	2,792	1	\$850.00	\$626.02	\$658.96
276-283-011-0	28491-3	83	1	10/4/2001	2,608	1	\$850.00	\$626.02	\$658.96
276-283-012-1	28491-3	84	1	10/4/2001	2,400	1	\$850.00	\$626.02	\$658.96
276-283-013-2	28491-3	85	1	10/4/2001	2,608	1	\$850.00	\$626.02	\$658.96
276-291-001-6	28491-4	1	1	11/13/2000	2,922	1	\$850.00	\$626.02	\$658.96
276-291-002-7	28491-4	2	1	11/13/2000	3,257	1	\$850.00	\$626.02	\$658.96
276-291-003-8	28491-4	3	1	11/13/2000	2,792	1	\$850.00	\$626.02	\$658.96
276-291-004-9	28491-4	4	1	11/13/2000	3,257	1	\$850.00	\$626.02	\$658.96
276-291-005-0	28491-4	5	1	11/13/2000	2,912	1	\$850.00	\$626.02	\$658.96
276-291-006-1	28491-4	6	1	11/13/2000	3,257	1	\$850.00	\$626.02	\$658.96
276-291-007-2	28491-4	7	1	11/13/2000	2,792	1	\$850.00	\$626.02	\$658.96
276-291-008-3	28491-4	8	1	11/13/2000	3,257	1	\$850.00	\$626.02	\$658.96
276-291-009-4	28491-4	9	1	11/13/2000	2,922	1	\$850.00	\$626.02	\$658.96
276-291-010-4	28491-4	10	1	11/13/2000	3,257	1	\$850.00	\$626.02	\$658.96
276-291-011-5	28491-4	11	1	6/4/2001	2,751	1	\$850.00	\$626.02	\$658.96
276-291-012-6	28491-4	12	1	6/4/2001	2,608	1	\$850.00	\$626.02	\$658.96
276-291-013-7	28491-4	13	1	6/4/2001	2,751	1	\$850.00	\$626.02	\$658.96
276-291-014-8	28491-4	14	1	6/4/2001	2,400	1	\$850.00	\$626.02	\$658.96
276-291-015-9	28491-4	15	1	6/4/2001	2,608	1	\$850.00	\$626.02	\$658.96
276-291-016-0	28491-4	16	1	6/4/2001	2,751	1	\$850.00	\$626.02	\$658.96
276-291-017-1	28491-4	17	1	6/4/2001	2,400	1	\$850.00	\$626.02	\$658.96

**Community Facilities District No. 6, Improvement Area No. 2
Riverside Unified School District**

Fiscal Year 2011-2012 Special Tax Levy

Assessor's Parcel		Lot	Number of Units	Permit Date	Building Sq. Ft.	Tax Class	FY 2011-12	FY 2011-12	FY 2010-11
Number	Tract						Expected Maximum Special Tax	Special Tax Levy	Special Tax Levy
276-291-018-2	28491-4	18	1	6/4/2001	2,608	1	\$850.00	\$626.02	\$658.96
276-291-019-3	28491-4	60	0		0	EX	\$0.00	\$0.00	\$0.00
276-292-001-9	28491-4	19	1	11/1/2000	3,257	1	\$850.00	\$626.02	\$658.96
276-292-002-0	28491-4	20	1	11/1/2000	2,922	1	\$850.00	\$626.02	\$658.96
276-292-003-1	28491-4	21	1	11/1/2000	3,329	1	\$850.00	\$626.02	\$658.96
276-292-004-2	28491-4	22	1	11/1/2000	2,792	1	\$850.00	\$626.02	\$658.96
276-292-005-3	28491-4	23	1	11/1/2000	2,953	1	\$850.00	\$626.02	\$658.96
276-292-006-4	28491-4	24	1	11/1/2000	3,257	1	\$850.00	\$626.02	\$658.96
276-292-007-5	28491-4	25	1	11/1/2000	2,922	1	\$850.00	\$626.02	\$658.96
276-292-008-6	28491-4	26	1	11/1/2000	3,329	1	\$850.00	\$626.02	\$658.96
276-292-009-7	28491-4	27	1	11/1/2000	2,792	1	\$850.00	\$626.02	\$658.96
276-292-010-7	28491-4	28	1	11/1/2000	3,257	1	\$850.00	\$626.02	\$658.96
276-292-011-8	28491-4	29	1	11/1/2000	2,840	1	\$850.00	\$626.02	\$658.96
276-292-012-9	28491-4	30	1	11/1/2000	3,257	1	\$850.00	\$626.02	\$658.96
276-292-013-0	28491-4	31	1	11/1/2000	2,792	1	\$850.00	\$626.02	\$658.96
276-292-014-1	28491-4	32	1	11/1/2000	2,922	1	\$850.00	\$626.02	\$658.96
276-292-015-2	28491-4	33	1	11/1/2000	3,257	1	\$850.00	\$626.02	\$658.96
276-292-016-3	28491-4	34	1	11/1/2000	2,922	1	\$850.00	\$626.02	\$658.96
276-292-017-4	28491-4	35	1	10/1/2001	2,400	1	\$850.00	\$626.02	\$658.96
276-292-018-5	28491-4	36	1	10/4/2001	2,608	1	\$850.00	\$626.02	\$658.96
276-292-019-6	28491-4	37	1	10/4/2001	2,751	1	\$850.00	\$626.02	\$658.96
276-292-020-6	28491-4	61	0		0	EX	\$0.00	\$0.00	\$0.00
276-293-001-2	28491-4	38	1	10/4/2001	2,608	1	\$850.00	\$626.02	\$658.96
276-293-002-3	28491-4	39	1	10/4/2001	2,751	1	\$850.00	\$626.02	\$658.96
276-293-003-4	28491-4	40	1	10/4/2001	2,608	1	\$850.00	\$626.02	\$658.96
276-293-004-5	28491-4	41	1	11/1/2000	2,792	1	\$850.00	\$626.02	\$658.96
276-293-005-6	28491-4	42	1	11/1/2000	2,912	1	\$850.00	\$626.02	\$658.96
276-293-006-7	28491-4	43	1	11/1/2000	3,257	1	\$850.00	\$626.02	\$658.96
276-293-007-8	28491-4	44	1	11/1/2000	2,922	1	\$850.00	\$626.02	\$658.96
276-293-008-9	28491-4	45	1	11/1/2000	2,792	1	\$850.00	\$626.02	\$658.96
276-293-009-0	28491-4	46	1	11/1/2000	3,257	1	\$850.00	\$626.02	\$658.96
276-293-010-0	28491-4	47	1	11/1/2000	2,953	1	\$850.00	\$626.02	\$658.96
276-293-011-1	28491-4	48	1	11/1/2000	2,922	1	\$850.00	\$626.02	\$658.96
276-293-012-2	28491-4	49	1	11/1/2000	2,922	1	\$850.00	\$626.02	\$658.96
276-293-013-3	28491-4	50	1	11/1/2000	2,792	1	\$850.00	\$626.02	\$658.96
276-293-014-4	28491-4	51	1	11/1/2000	2,953	1	\$850.00	\$626.02	\$658.96
276-293-015-5	28491-4	52	1	6/4/2001	2,608	1	\$850.00	\$626.02	\$658.96
276-293-016-6	28491-4	53	1	6/4/2001	2,751	1	\$850.00	\$626.02	\$658.96
276-293-017-7	28491-4	54	1	6/4/2001	2,608	1	\$850.00	\$626.02	\$658.96
276-293-018-8	28491-4	55	1	6/4/2001	2,751	1	\$850.00	\$626.02	\$658.96
276-293-019-9	28491-4	56	1	6/4/2001	2,400	1	\$850.00	\$626.02	\$658.96
276-293-020-9	28491-4	57	1	8/3/2001	2,400	1	\$850.00	\$626.02	\$658.96
276-293-021-0	28491-4	58	1	8/3/2001	2,751	1	\$850.00	\$626.02	\$658.96

**Community Facilities District No. 6, Improvement Area No. 2
Riverside Unified School District**

Fiscal Year 2011-2012 Special Tax Levy

Assessor's Parcel		Lot	Number of Units	Permit Date	Building Sq. Ft.	Tax Class	FY 2011-12	FY 2011-12	FY 2010-11
Number	Tract						Expected Maximum Special Tax	Special Tax Levy	Special Tax Levy
276-293-022-1	28491-4	59	1	8/3/2001	2,608	1	\$850.00	\$626.02	\$658.96
276-301-001-6	28491-2	1	1	1/3/2002	2,751	1	\$850.00	\$626.02	\$658.96
276-301-002-7	28491-2	2	1	1/3/2002	2,608	1	\$850.00	\$626.02	\$658.96
276-301-003-8	28491-2	3	1	1/3/2002	2,751	1	\$850.00	\$626.02	\$658.96
276-301-004-9	28491-2	4	1	1/3/2002	2,608	1	\$850.00	\$626.02	\$658.96
276-301-005-0	28491-2	5	1	1/3/2002	2,608	1	\$850.00	\$626.02	\$658.96
276-301-006-1	28491-2	6	1	1/3/2002	2,751	1	\$850.00	\$626.02	\$658.96
276-301-007-2	28491-2	7	1	3/26/2002	2,608	1	\$850.00	\$626.02	\$658.96
276-301-008-3	28491-2	8	1	3/26/2002	2,751	1	\$850.00	\$626.02	\$658.96
276-301-009-4	28491-2	9	1	3/26/2002	2,608	1	\$850.00	\$626.02	\$658.96
276-301-010-4	28491-2	10	1	3/26/2002	2,400	1	\$850.00	\$626.02	\$658.96
276-301-011-5	28491-2	11	1	3/26/2002	2,608	1	\$850.00	\$626.02	\$658.96
276-302-001-9	28491-2	12	1	3/26/2002	2,400	1	\$850.00	\$626.02	\$658.96
276-302-002-0	28491-2	13	1	3/26/2002	2,751	1	\$850.00	\$626.02	\$658.96
276-302-003-1	28491-2	14	1	3/26/2002	2,608	1	\$850.00	\$626.02	\$658.96
276-302-004-2	28491-2	15	1	3/26/2002	2,751	1	\$850.00	\$626.02	\$658.96
276-302-005-3	28491-2	16	1	3/26/2002	2,608	1	\$850.00	\$626.02	\$658.96
276-302-006-4	28491-2	17	1	3/26/2002	2,751	1	\$850.00	\$626.02	\$658.96
276-302-007-5	28491-2	18	1	3/26/2002	2,608	1	\$850.00	\$626.02	\$658.96
276-302-008-6	28491-2	19	1	3/26/2002	2,400	1	\$850.00	\$626.02	\$658.96
276-302-009-7	28491-2	20	1	3/26/2002	2,751	1	\$850.00	\$626.02	\$658.96
276-302-010-7	28491-2	21	1	3/4/2002	2,792	1	\$850.00	\$626.02	\$658.96
276-302-011-8	28491-2	22	1	3/4/2002	3,802	1	\$850.00	\$626.02	\$658.96
276-302-012-9	28491-2	23	1	3/4/2002	3,422	1	\$850.00	\$626.02	\$658.96
276-303-001-2	28491-2	24	1	3/4/2002	2,912	1	\$850.00	\$626.02	\$658.96
276-303-002-3	28491-2	25	1	3/4/2002	3,802	1	\$850.00	\$626.02	\$658.96
276-303-003-4	28491-2	26	1	3/4/2002	2,912	1	\$850.00	\$626.02	\$658.96
276-303-004-5	28491-2	27	1	3/4/2002	3,802	1	\$850.00	\$626.02	\$658.96
276-303-005-6	28491-2	28	1	3/4/2002	3,422	1	\$850.00	\$626.02	\$658.96
276-303-006-7	28491-2	29	1	3/4/2002	2,792	1	\$850.00	\$626.02	\$658.96
276-303-007-8	28491-2	30	1	3/4/2002	3,257	1	\$850.00	\$626.02	\$658.96
276-303-008-9	28491-2	31	1	3/26/2002	2,400	1	\$850.00	\$626.02	\$658.96
276-303-009-0	28491-2	32	1	3/26/2002	2,751	1	\$850.00	\$626.02	\$658.96
276-303-010-0	28491-2	33	1	3/26/2002	2,608	1	\$850.00	\$626.02	\$658.96
276-303-011-1	28491-2	34	1	3/26/2002	2,400	1	\$850.00	\$626.02	\$658.96
276-303-012-2	28491-2	35	1	3/26/2002	2,751	1	\$850.00	\$626.02	\$658.96
276-303-013-3	28491-2	36	1	3/26/2002	2,608	1	\$850.00	\$626.02	\$658.96
276-303-014-4	28491-2	37	1	3/26/2002	2,751	1	\$850.00	\$626.02	\$658.96
276-303-015-5	28491-2	38	1	3/26/2002	2,400	1	\$850.00	\$626.02	\$658.96
276-303-016-6	28491-2	39	1	3/26/2002	2,751	1	\$850.00	\$626.02	\$658.96
276-303-017-7	28491-2	40	1	3/26/2002	2,608	1	\$850.00	\$626.02	\$658.96
276-303-018-8	28491-2	41	1	1/3/2002	2,751	1	\$850.00	\$626.02	\$658.96
276-303-019-9	28491-2	42	1	1/3/2002	2,608	1	\$850.00	\$626.02	\$658.96

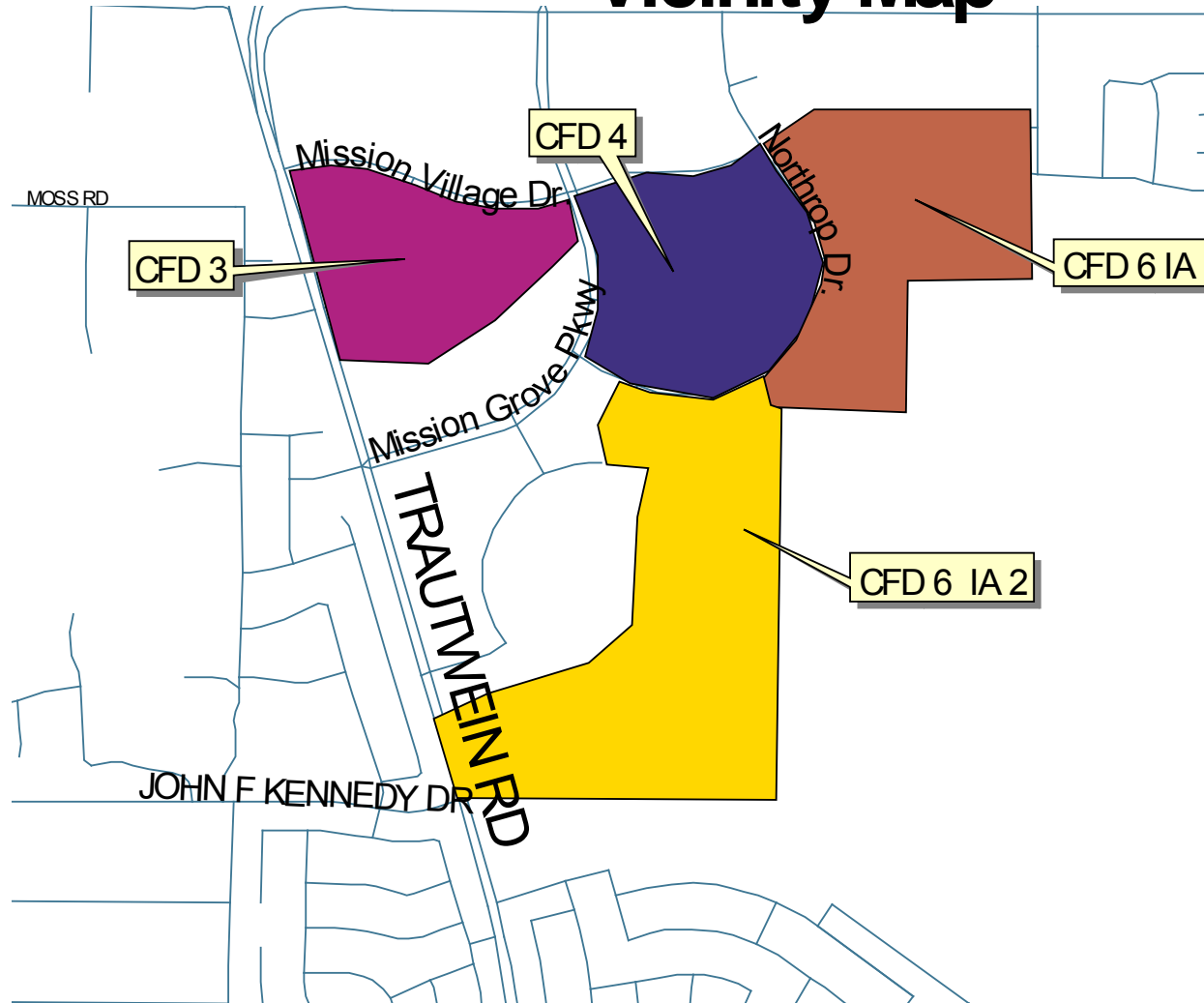
**Community Facilities District No. 6, Improvement Area No. 2
Riverside Unified School District**

Fiscal Year 2011-2012 Special Tax Levy

Assessor's Parcel		Lot	Number of Units	Permit Date	Building Sq. Ft.	Tax Class	FY 2011-12	FY 2011-12	FY 2010-11
Number	Tract						Expected Maximum Special Tax	Special Tax Levy	Special Tax Levy
276-303-020-9	28491-2	43	1	1/3/2002	2,751	1	\$850.00	\$626.02	\$658.96
276-303-021-0	28491-2	44	1	3/9/2001	2,751	1	\$850.00	\$626.02	\$658.96
276-303-022-1	28491-2	45	1	3/9/2001	2,400	1	\$850.00	\$626.02	\$658.96
276-303-023-2	28491-2	46	1	3/9/2001	2,608	1	\$850.00	\$626.02	\$658.96
276-303-024-3	28491-2	47	1	3/9/2001	2,751	1	\$850.00	\$626.02	\$658.96
276-303-025-4	28491-2	48	1	3/9/2001	2,400	1	\$850.00	\$626.02	\$658.96
276-304-001-5	28491-2	49	1	3/9/2001	2,751	1	\$850.00	\$626.02	\$658.96
276-304-002-6	28491-2	50	1	3/9/2001	2,400	1	\$850.00	\$626.02	\$658.96
276-304-003-7	28491-2	51	1	3/9/2001	2,608	1	\$850.00	\$626.02	\$658.96
276-304-004-8	28491-2	52	1	3/9/2001	2,400	1	\$850.00	\$626.02	\$658.96
276-304-005-9	28491-2	53	1	3/9/2001	2,751	1	\$850.00	\$626.02	\$658.96
276-304-006-0	28491-2	54	1	3/9/2001	2,400	1	\$850.00	\$626.02	\$658.96
276-304-007-1	28491-2	55	1	3/9/2001	2,608	1	\$850.00	\$626.02	\$658.96
276-304-008-2	28491-2	56	1	3/9/2001	2,751	1	\$850.00	\$626.02	\$658.96
276-304-009-3	28491-2	57	1	3/9/2001	2,400	1	\$850.00	\$626.02	\$658.96
276-304-010-3	28491-2	58	1	1/3/2002	2,608	1	\$850.00	\$626.02	\$658.96
276-304-011-4	28491-2	59	1	1/3/2002	2,751	1	\$850.00	\$626.02	\$658.96
276-304-012-5	28491-2	60	1	1/3/2002	2,608	1	\$850.00	\$626.02	\$658.96
Totals:			274		802,883		\$232,900.00	\$171,529.48	\$180,555.04

J:\CLIENTS\RUSD\ADMIN\2011_2012\CFD6\IA2\Database\cfd6ia2 tax
6/6/2011

CFD 3, CFD 4 and CFD 6 Improvement Area 1 and Improvement Area 2 Vicinity Map



- CFD 6**
- IA 1
 - IA 2
 - CFD 4
 - CFD 3
- Streets.shp
Schools.shp
- *



RESOLUTION NO. 2010/11-57

RESOLUTION OF THE BOARD OF EDUCATION OF RIVERSIDE UNIFIED SCHOOL DISTRICT LEVYING SPECIAL TAXES TO BE COLLECTED DURING FISCAL YEAR 2011-12 FOR THE PAYMENT OF THE PRINCIPAL OF AND INTEREST ON AND ADMINISTRATIVE EXPENSES WITH RESPECT TO THE BONDS OF COMMUNITY FACILITIES DISTRICT NO. 7 OF RIVERSIDE UNIFIED SCHOOL DISTRICT

WHEREAS, it is necessary that the Board of Education of Riverside Unified School District (the "Board of Education") levy special taxes pursuant to Sections 53340 and 53358 of the Government Code for the payment of the principal of and interest on the outstanding bonds of Community Facilities District No. 7 of Riverside Unified School District, County of Riverside, State of California (the "District"), and for the payment of administrative expenses incurred in connection with the levy and collection of said special taxes and the payment of such principal and interest; and

WHEREAS, pursuant to Section 53340 of the Government Code, the Board of Education may by resolution provide for the levy of special taxes on parcels of taxable property in the District at a rate provided by ordinance or at a lower rate; and

WHEREAS, the Board of Education has previously levied special taxes on parcels of taxable property in the District by ordinance, and the rates of the special taxes that will be levied on such parcels for fiscal year 2011-12 will not exceed the rates of the special taxes that have previously been levied by ordinance;

NOW, THEREFORE, BE IT RESOLVED, DETERMINED AND ORDERED BY THE BOARD OF EDUCATION OF RIVERSIDE UNIFIED SCHOOL DISTRICT DOES ORDAIN AS FOLLOWS:

Section 1. Levy of Special Taxes. Special taxes shall be and are hereby levied for the 2011-12 fiscal year on all parcels of real property within the District which are subject to taxation, which are identified in Exhibit "A" attached hereto, and in the amount set forth for each such parcel in said Exhibit "A." Pursuant to Sections 53340 and 53358 of the Government Code, such special taxes shall be collected in the same manner as ordinary ad valorem property taxes are collected and shall be subject to the same penalties and the same procedure, sale, and lien priority in case of delinquency as is provided for ad valorem taxes.

Section 2. Transmittal to County. The Clerk of the Board of Education shall immediately following adoption of this resolution transmit a copy hereof to the Board of Supervisors and the County Auditor of the County of Riverside together with a request that the special taxes as levied hereby be collected on the tax bills for the parcels identified in Exhibit "A" hereto, along with the ordinary ad valorem property taxes to be levied on and collected from the owners of said parcels.

PASSED AND ADOPTED by the Board of Education of Riverside Unified School District at a regular meeting held on the 20th day of June, 2011, by the following vote:

AYES:

NOES:

ABSENT:

ABSTAINED:

Clerk of the Board of Education
of Riverside Unified School District

STATE OF CALIFORNIA)
) ss.
COUNTY OF RIVERSIDE)

I, Gayle Cloud, Clerk of the Board of Education of Riverside Unified School District, do hereby certify that the above and foregoing is a full, true and correct copy of Resolution No. 2010/11-57 of the Board of Education of Riverside Unified School District, and that the same has not been amended or repealed.

Dated: _____, 2011

Clerk of the Board of Education
of Riverside Unified School District

**Community Facilities District No. 7
Riverside Unified School District**

Fiscal Year 2011-2012 Special Tax Levy

<u>Assessor's Parcel Number</u>	<u>Tract</u>	<u>Lot</u>	<u>Number of Units</u>	<u>Permit Date</u>	<u>Lot Size Sq. Ft.</u>	<u>Building Sq. Ft.</u>	<u>Tax Class</u>	<u>FY 2011-12 Expected Maximum Special Tax</u>	<u>FY 2011-12 Special Tax Levy</u>	<u>FY 2010-11 Special Tax Levy</u>
270-020-029-2	31695	100	0		0	0	EX	\$0.00	\$0.00	\$0.00
270-020-030-2	31695	101	0		0	0	EX	\$0.00	\$0.00	\$0.00
270-050-022-8			0		0	0	EX	\$0.00	\$0.00	\$0.00
270-200-027-6	29386-1	POR 12	0		0	0	EX	\$0.00	\$0.00	\$0.00
270-200-051-7	29386-2	114	0		0	0	EX	\$0.00	\$0.00	\$0.00
270-200-056-2	29386-1	126	0		0	0	EX	\$0.00	\$0.00	\$0.00
270-200-057-3	29386-1	127	0		0	0	EX	\$0.00	\$0.00	\$0.00
270-200-058-4	29386-1	POR 12	0		0	0	EX	\$0.00	\$0.00	\$0.00
270-200-059-5	29386-1	POR 12	0		0	0	EX	\$0.00	\$0.00	\$0.00
270-210-001-3	28872	1	1	10/11/01	10,019	2,700	6	\$1,907.34	\$1,269.30	\$1,336.10
270-210-002-4	28872	2	1	10/11/01	7,405	2,466	7	\$1,727.05	\$1,149.32	\$1,209.80
270-210-003-5	28872	3	1	10/11/01	7,405	2,000	9	\$1,505.73	\$1,002.04	\$1,054.78
270-210-004-6	28872	4	1	10/11/01	7,405	2,466	7	\$1,727.05	\$1,149.32	\$1,209.80
270-210-005-7	28872	5	1	10/11/01	8,712	2,700	6	\$1,907.34	\$1,269.30	\$1,336.10
270-210-006-8	28872	6	1	9/7/01	10,890	2,466	7	\$1,727.05	\$1,149.32	\$1,209.80
270-210-007-9	28872	7	1	9/7/01	8,712	2,700	6	\$1,907.34	\$1,269.30	\$1,336.10
270-210-008-0	28872	8	1	9/7/01	8,276	2,466	7	\$1,727.05	\$1,149.32	\$1,209.80
270-210-009-1	28872	9	1	9/7/01	6,970	2,700	6	\$1,907.34	\$1,269.30	\$1,336.10
270-210-010-1	28872	10	1	9/7/01	4,356	2,466	7	\$1,727.05	\$1,149.32	\$1,209.80
270-210-011-2	28872	11	1	9/7/01	6,970	2,700	6	\$1,907.34	\$1,269.30	\$1,336.10
270-210-012-3	28872	12	1	9/7/01	6,970	2,466	7	\$1,727.05	\$1,149.32	\$1,209.80
270-210-013-4	28872	13	1	7/12/01	6,970	2,700	6	\$1,907.34	\$1,269.30	\$1,336.10
270-210-014-5	28872	14	1	7/12/01	6,970	2,700	6	\$1,907.34	\$1,269.30	\$1,336.10
270-210-015-6	28872	15	1	7/12/01	6,970	2,466	7	\$1,727.05	\$1,149.32	\$1,209.80
270-210-016-7	28872	16	1	7/12/01	7,841	2,000	9	\$1,505.73	\$1,002.04	\$1,054.78
270-210-017-8	28872	17	1	7/12/01	9,148	2,700	6	\$1,907.34	\$1,269.30	\$1,336.10
270-210-018-9	28872	18	1	2/8/01	7,405	2,700	6	\$1,907.34	\$1,269.30	\$1,336.10
270-210-019-0	28872	19	1	2/8/01	7,405	2,000	9	\$1,505.73	\$1,002.04	\$1,054.78
270-210-020-0	28872	20	1	2/8/01	6,970	2,466	7	\$1,727.05	\$1,149.32	\$1,209.80
270-210-021-1	28872	21	1	2/8/01	6,970	2,700	6	\$1,907.34	\$1,269.30	\$1,336.10
270-210-022-2	28872	52	1	7/12/01	7,405	2,466	7	\$1,727.05	\$1,149.32	\$1,209.80
270-210-023-3	28872	53	1	7/12/01	7,405	2,700	6	\$1,907.34	\$1,269.30	\$1,336.10
270-210-024-4	28872	54	1	7/12/01	7,405	2,466	7	\$1,727.05	\$1,149.32	\$1,209.80
270-210-025-5	28872	55	1	7/12/01	9,583	2,000	9	\$1,505.73	\$1,002.04	\$1,054.78
270-210-026-6	28872	56	1	7/12/01	7,841	2,700	6	\$1,907.34	\$1,269.30	\$1,336.10
270-210-027-7	28872	57	1	7/12/01	6,970	2,466	7	\$1,727.05	\$1,149.32	\$1,209.80
270-210-028-8	28872	58	1	7/12/01	6,970	2,700	6	\$1,907.34	\$1,269.30	\$1,336.10
270-210-029-9	28872	59	1	7/12/01	6,970	2,700	6	\$1,907.34	\$1,269.30	\$1,336.10

**Community Facilities District No. 7
Riverside Unified School District**

Fiscal Year 2011-2012 Special Tax Levy

<u>Assessor's Parcel Number</u>	<u>Tract</u>	<u>Lot</u>	<u>Number of Units</u>	<u>Permit Date</u>	<u>Lot Size Sq. Ft.</u>	<u>Building Sq. Ft.</u>	<u>Tax Class</u>	<u>FY 2011-12 Expected Maximum Special Tax</u>	<u>FY 2011-12 Special Tax Levy</u>	<u>FY 2010-11 Special Tax Levy</u>
270-210-030-9	28872	60	1	5/22/01	6,970	2,466	7	\$1,727.05	\$1,149.32	\$1,209.80
270-210-031-0	28872	61	1	5/22/01	6,970	2,700	6	\$1,907.34	\$1,269.30	\$1,336.10
270-210-032-1	28872	67	1	6/16/00	7,405	2,466	7	\$1,727.05	\$1,149.32	\$1,209.80
270-210-033-2	28872	68	1	6/16/00	7,405	2,700	6	\$1,907.34	\$1,269.30	\$1,336.10
270-210-034-3	28872	69	1	5/9/00	7,405	2,466	7	\$1,727.05	\$1,149.32	\$1,209.80
270-210-035-4	28872	70	1	5/9/00	7,841	2,700	6	\$1,907.34	\$1,269.30	\$1,336.10
270-210-036-5	28872	71	1	5/9/00	12,632	2,000	9	\$1,505.73	\$1,002.04	\$1,054.78
270-210-037-6	28872	72	1	5/9/00	8,276	2,700	6	\$1,907.34	\$1,269.30	\$1,336.10
270-210-038-7	28872	73	1	5/9/00	11,326	2,466	7	\$1,727.05	\$1,149.32	\$1,209.80
270-210-039-8	28872	74	1	5/9/00	8,712	2,700	6	\$1,907.34	\$1,269.30	\$1,336.10
270-210-040-8	28872	75	1	5/9/00	7,841	2,466	7	\$1,727.05	\$1,149.32	\$1,209.80
270-210-041-9	28872	76	1	5/9/00	6,970	2,000	9	\$1,505.73	\$1,002.04	\$1,054.78
270-210-042-0	28872	77	1	5/9/00	6,970	2,700	6	\$1,907.34	\$1,269.30	\$1,336.10
270-210-043-1	28872	78	1	10/11/01	8,276	2,000	9	\$1,505.73	\$1,002.04	\$1,054.78
270-210-044-2	28872	79	1	10/11/01	7,405	2,700	6	\$1,907.34	\$1,269.30	\$1,336.10
270-210-045-3	28872	80	1	10/11/01	7,405	2,466	7	\$1,727.05	\$1,149.32	\$1,209.80
270-210-046-4	28872	81	1	10/11/01	7,405	2,700	6	\$1,907.34	\$1,269.30	\$1,336.10
270-210-047-5	28872	82	1	9/7/01	7,405	2,466	7	\$1,727.05	\$1,149.32	\$1,209.80
270-210-048-6	28872	83	1	9/7/01	8,712	2,000	9	\$1,505.73	\$1,002.04	\$1,054.78
270-210-049-7	28872	84	1	9/7/01	9,148	2,700	6	\$1,907.34	\$1,269.30	\$1,336.10
270-210-050-7	28872	85	1	9/7/01	10,454	2,000	9	\$1,505.73	\$1,002.04	\$1,054.78
270-210-051-8	28872	86	1	9/18/02	10,890	2,000	9	\$1,505.73	\$1,002.04	\$1,054.78
270-210-052-9	28872	87	1	9/18/02	7,841	2,700	6	\$1,907.34	\$1,269.30	\$1,336.10
270-210-053-0	28872	88	1	9/18/02	7,405	2,466	7	\$1,727.05	\$1,149.32	\$1,209.80
270-210-054-1	28872	89	1	5/9/00	7,405	2,700	6	\$1,907.34	\$1,269.30	\$1,336.10
270-210-055-2	28872	90	1	5/9/00	7,405	2,466	7	\$1,727.05	\$1,149.32	\$1,209.80
270-210-056-3	28872	91	1	6/16/00	7,405	2,700	6	\$1,907.34	\$1,269.30	\$1,336.10
270-210-057-4	28872	96	1	10/4/00	7,405	2,700	6	\$1,907.34	\$1,269.30	\$1,336.10
270-210-058-5	28872	97	1	9/18/02	7,405	2,466	7	\$1,727.05	\$1,149.32	\$1,209.80
270-210-059-6	28872	98	1	9/18/02	7,405	2,700	6	\$1,907.34	\$1,269.30	\$1,336.10
270-210-060-6	28872	99	1	9/18/02	7,405	2,466	7	\$1,727.05	\$1,149.32	\$1,209.80
270-210-061-7	28872	100	1	9/18/02	6,970	2,000	9	\$1,505.73	\$1,002.04	\$1,054.78
270-210-062-8	28872	101	1	9/18/02	9,148	2,700	6	\$1,907.34	\$1,269.30	\$1,336.10
270-210-063-9	28872	102	1	9/18/02	9,583	2,466	7	\$1,727.05	\$1,149.32	\$1,209.80
270-210-064-0	28872	103	1	9/18/02	8,712	2,700	6	\$1,907.34	\$1,269.30	\$1,336.10
270-210-065-1	28872	104	1	2/7/00	8,712	2,000	9	\$1,505.73	\$1,002.04	\$1,054.78
270-210-066-2	28872	105	1	2/7/00	8,712	2,642	7	\$1,727.05	\$1,149.32	\$1,209.80
270-210-067-3	28872	106	1	2/7/00	8,712	2,911	5	\$2,168.44	\$1,443.06	\$1,519.00

**Community Facilities District No. 7
Riverside Unified School District**

Fiscal Year 2011-2012 Special Tax Levy

<u>Assessor's Parcel Number</u>	<u>Tract</u>	<u>Lot</u>	<u>Number of Units</u>	<u>Permit Date</u>	<u>Lot Size Sq. Ft.</u>	<u>Building Sq. Ft.</u>	<u>Tax Class</u>	<u>FY 2011-12 Expected Maximum Special Tax</u>	<u>FY 2011-12 Special Tax Levy</u>	<u>FY 2010-11 Special Tax Levy</u>
270-210-068-4	28872	107	1	9/18/02	8,712	2,466	7	\$1,727.05	\$1,149.32	\$1,209.80
270-210-069-5	28872	POR 13	0		0	0	EX	\$0.00	\$0.00	\$0.00
270-210-070-5	28872	139	0		0	0	EX	\$0.00	\$0.00	\$0.00
270-210-071-6	28872	140	0		0	0	EX	\$0.00	\$0.00	\$0.00
270-210-072-7	28872	141	0		0	0	EX	\$0.00	\$0.00	\$0.00
270-210-073-8	28872	Private S	0		0	0	EX	\$0.00	\$0.00	\$0.00
270-210-074-9	28872	POR D	0		0	0	EX	\$0.00	\$0.00	\$0.00
270-220-001-4	28875	11	1	5/9/00	9,583	3,244	4	\$2,409.66	\$1,603.58	\$1,687.98
270-220-002-5	28875	12	1	5/9/00	10,454	3,008	5	\$2,168.44	\$1,443.06	\$1,519.00
270-220-003-6	28875	13	1	5/9/00	11,326	3,244	4	\$2,409.66	\$1,603.58	\$1,687.98
270-220-004-7	28875	14	1	5/9/00	11,761	2,746	6	\$1,907.34	\$1,269.30	\$1,336.10
270-220-005-8	28875	15	1	6/16/00	10,454	3,008	5	\$2,168.44	\$1,443.06	\$1,519.00
270-220-006-9	28875	16	1	6/16/00	9,583	3,244	4	\$2,409.66	\$1,603.58	\$1,687.98
270-220-007-0	28875	17	1	6/16/00	9,148	3,008	5	\$2,168.44	\$1,443.06	\$1,519.00
270-220-008-1	28875	18	1	6/16/00	9,148	3,244	4	\$2,409.66	\$1,603.58	\$1,687.98
270-220-009-2	28875	19	1	6/16/00	9,148	3,008	5	\$2,168.44	\$1,443.06	\$1,519.00
270-220-010-2	28875	20	1	6/16/00	9,148	3,244	4	\$2,409.66	\$1,603.58	\$1,687.98
270-220-011-3	28875	21	1	6/16/00	10,019	3,008	5	\$2,168.44	\$1,443.06	\$1,519.00
270-220-012-4	28875	22	1	6/16/00	10,454	2,746	6	\$1,907.34	\$1,269.30	\$1,336.10
270-220-013-5	28875	23	1	6/16/00	9,148	3,008	5	\$2,168.44	\$1,443.06	\$1,519.00
270-220-014-6	28875	24	1	6/16/00	9,583	3,244	4	\$2,409.66	\$1,603.58	\$1,687.98
270-220-015-7	28875	25	1	6/16/00	9,583	3,008	5	\$2,168.44	\$1,443.06	\$1,519.00
270-220-016-8	28875	26	1	6/16/00	10,019	2,746	6	\$1,907.34	\$1,269.30	\$1,336.10
270-220-017-9	28875	27	1	6/16/00	10,890	3,244	4	\$2,409.66	\$1,603.58	\$1,687.98
270-220-018-0	28875	28	1	5/9/00	10,454	2,746	6	\$1,907.34	\$1,269.30	\$1,336.10
270-220-019-1	28875	29	1	5/9/00	10,454	3,244	4	\$2,409.66	\$1,603.58	\$1,687.98
270-220-020-1	28875	30	1	5/9/00	10,454	2,746	6	\$1,907.34	\$1,269.30	\$1,336.10
270-220-021-2	28875	49	1	10/3/00	10,454	3,008	5	\$2,168.44	\$1,443.06	\$1,519.00
270-220-022-3	28875	50	1	12/13/00	10,890	3,244	4	\$2,409.66	\$1,603.58	\$1,687.98
270-220-023-4	28875	51	1	12/13/00	9,583	3,008	5	\$2,168.44	\$1,443.06	\$1,519.00
270-220-024-5	28875	52	1	12/13/00	9,148	3,244	4	\$2,409.66	\$1,603.58	\$1,687.98
270-220-025-6	28875	53	1	12/13/00	9,148	3,008	5	\$2,168.44	\$1,443.06	\$1,519.00
270-220-026-7	28875	54	1	12/13/00	9,148	3,008	5	\$2,168.44	\$1,443.06	\$1,519.00
270-220-027-8	28875	55	1	12/13/00	9,148	3,244	4	\$2,409.66	\$1,603.58	\$1,687.98
270-220-028-9	28875	56	1	12/13/00	9,583	3,008	5	\$2,168.44	\$1,443.06	\$1,519.00
270-220-029-0	28875	57	1	12/13/00	10,890	3,008	5	\$2,168.44	\$1,443.06	\$1,519.00
270-220-030-0	28875	58	1	12/13/00	10,019	2,746	6	\$1,907.34	\$1,269.30	\$1,336.10
270-220-031-1	28875	59	1	12/13/00	9,583	3,244	4	\$2,409.66	\$1,603.58	\$1,687.98

**Community Facilities District No. 7
Riverside Unified School District**

Fiscal Year 2011-2012 Special Tax Levy

<u>Assessor's Parcel Number</u>	<u>Tract</u>	<u>Lot</u>	<u>Number of Units</u>	<u>Permit Date</u>	<u>Lot Size Sq. Ft.</u>	<u>Building Sq. Ft.</u>	<u>Tax Class</u>	<u>FY 2011-12 Expected Maximum Special Tax</u>	<u>FY 2011-12 Special Tax Levy</u>	<u>FY 2010-11 Special Tax Levy</u>
270-220-032-2	28875	60	1	12/13/00	9,583	3,008	5	\$2,168.44	\$1,443.06	\$1,519.00
270-220-033-3	28875	61	1	12/13/00	9,148	3,244	4	\$2,409.66	\$1,603.58	\$1,687.98
270-220-034-4	28875	62	1	12/13/00	9,583	3,008	5	\$2,168.44	\$1,443.06	\$1,519.00
270-220-035-5	28875	77	1	6/21/01	12,197	3,008	5	\$2,168.44	\$1,443.06	\$1,519.00
270-220-036-6	28875	78	1	6/21/01	10,454	3,244	4	\$2,409.66	\$1,603.58	\$1,687.98
270-220-037-7	28875	79	1	6/21/01	11,326	2,746	6	\$1,907.34	\$1,269.30	\$1,336.10
270-220-038-8	28875	80	1	6/21/01	15,246	3,008	5	\$2,168.44	\$1,443.06	\$1,519.00
270-220-039-9	28875	81	1	1/16/01	9,583	3,244	4	\$2,409.66	\$1,603.58	\$1,687.98
270-220-040-9	28875	82	1	1/16/01	9,583	2,746	6	\$1,907.34	\$1,269.30	\$1,336.10
270-220-041-0	28875	83	1	1/16/01	9,583	3,244	4	\$2,409.66	\$1,603.58	\$1,687.98
270-220-042-1	28875	84	1	1/16/01	13,939	2,746	6	\$1,907.34	\$1,269.30	\$1,336.10
270-220-043-2	28875	85	1	1/16/01	9,583	3,244	4	\$2,409.66	\$1,603.58	\$1,687.98
270-220-044-3	28875	86	1	1/16/01	10,019	2,746	6	\$1,907.34	\$1,269.30	\$1,336.10
270-220-045-4	28875	87	1	1/16/01	10,454	3,244	4	\$2,409.66	\$1,603.58	\$1,687.98
270-220-046-5	28875	88	1	1/16/01	9,583	2,746	6	\$1,907.34	\$1,269.30	\$1,336.10
270-220-047-6	28875	89	1	1/16/01	9,583	3,244	4	\$2,409.66	\$1,603.58	\$1,687.98
270-220-048-7	28875	90	1	1/16/01	9,583	3,008	5	\$2,168.44	\$1,443.06	\$1,519.00
270-220-049-8	28875	91	1	1/16/01	9,583	2,746	6	\$1,907.34	\$1,269.30	\$1,336.10
270-220-050-8	28875	Private S	0		0	0	EX	\$0.00	\$0.00	\$0.00
270-230-001-5	28875	1	1	11/26/01	11,761	3,008	5	\$2,168.44	\$1,443.06	\$1,519.00
270-230-002-6	28875	2	1	11/26/01	9,583	2,746	6	\$1,907.34	\$1,269.30	\$1,336.10
270-230-003-7	28875	3	1	11/26/01	9,148	3,244	4	\$2,409.66	\$1,603.58	\$1,687.98
270-230-004-8	28875	4	1	11/26/01	9,148	2,746	6	\$1,907.34	\$1,269.30	\$1,336.10
270-230-005-9	28875	5	1	11/26/01	9,148	3,244	4	\$2,409.66	\$1,603.58	\$1,687.98
270-230-006-0	28875	6	1	11/26/01	9,583	3,008	5	\$2,168.44	\$1,443.06	\$1,519.00
270-230-007-1	28875	7	1	11/26/01	10,019	3,244	4	\$2,409.66	\$1,603.58	\$1,687.98
270-230-008-2	28875	8	1	11/26/01	9,583	3,008	5	\$2,168.44	\$1,443.06	\$1,519.00
270-230-009-3	28875	9	1	5/9/00	9,148	3,244	4	\$2,409.66	\$1,603.58	\$1,687.98
270-230-010-3	28875	10	1	5/9/00	9,148	3,008	5	\$2,168.44	\$1,443.06	\$1,519.00
270-230-011-4	28875	31	1	5/9/00	10,019	3,244	4	\$2,409.66	\$1,603.58	\$1,687.98
270-230-012-5	28875	32	1	5/9/00	9,583	3,008	5	\$2,168.44	\$1,443.06	\$1,519.00
270-230-013-6	28875	33	1	6/13/02	10,019	3,244	4	\$2,409.66	\$1,603.58	\$1,687.98
270-230-014-7	28875	34	1	6/13/02	10,454	3,008	5	\$2,168.44	\$1,443.06	\$1,519.00
270-230-015-8	28875	35	1	1/26/00	10,019	2,746	6	\$1,907.34	\$1,269.30	\$1,336.10
270-230-016-9	28875	36	1	1/26/00	9,583	3,148	5	\$2,168.44	\$1,443.06	\$1,519.00
270-230-017-0	28875	37	1	1/26/00	10,019	3,624	3	\$2,611.09	\$1,737.62	\$1,829.08
270-230-018-1	28875	38	1	6/13/02	11,761	3,008	5	\$2,168.44	\$1,443.06	\$1,519.00
270-230-019-2	28875	39	1	9/4/01	10,890	3,008	5	\$2,168.44	\$1,443.06	\$1,519.00

**Community Facilities District No. 7
Riverside Unified School District**

Fiscal Year 2011-2012 Special Tax Levy

<u>Assessor's Parcel Number</u>	<u>Tract</u>	<u>Lot</u>	<u>Number of Units</u>	<u>Permit Date</u>	<u>Lot Size Sq. Ft.</u>	<u>Building Sq. Ft.</u>	<u>Tax Class</u>	<u>FY 2011-12 Expected Maximum Special Tax</u>	<u>FY 2011-12 Special Tax Levy</u>	<u>FY 2010-11 Special Tax Levy</u>
270-230-020-2	28875	40	1	9/4/01	10,019	3,244	4	\$2,409.66	\$1,603.58	\$1,687.98
270-230-021-3	28875	41	1	9/4/01	10,019	3,008	5	\$2,168.44	\$1,443.06	\$1,519.00
270-230-022-4	28875	42	1	11/26/01	10,019	3,244	4	\$2,409.66	\$1,603.58	\$1,687.98
270-230-023-5	28875	43	1	10/3/00	9,148	3,008	5	\$2,168.44	\$1,443.06	\$1,519.00
270-230-024-6	28875	44	1	10/3/00	9,583	3,244	4	\$2,409.66	\$1,603.58	\$1,687.98
270-230-025-7	28875	45	1	10/3/00	9,583	3,008	5	\$2,168.44	\$1,443.06	\$1,519.00
270-230-026-8	28875	46	1	10/3/00	9,583	3,244	4	\$2,409.66	\$1,603.58	\$1,687.98
270-230-027-9	28875	47	1	10/3/00	9,148	3,008	5	\$2,168.44	\$1,443.06	\$1,519.00
270-230-028-0	28875	48	1	10/3/00	9,583	3,244	4	\$2,409.66	\$1,603.58	\$1,687.98
270-230-029-1	28875	63	1	10/3/00	10,454	3,244	4	\$2,409.66	\$1,603.58	\$1,687.98
270-230-030-1	28875	64	1	10/3/00	9,148	3,008	5	\$2,168.44	\$1,443.06	\$1,519.00
270-230-031-2	28875	65	1	10/3/00	9,148	3,244	4	\$2,409.66	\$1,603.58	\$1,687.98
270-230-032-3	28875	66	1	10/3/00	9,583	3,008	5	\$2,168.44	\$1,443.06	\$1,519.00
270-230-033-4	28875	67	1	10/3/00	9,148	3,008	5	\$2,168.44	\$1,443.06	\$1,519.00
270-230-034-5	28875	68	1	9/4/01	11,326	3,244	4	\$2,409.66	\$1,603.58	\$1,687.98
270-230-035-6	28875	69	1	9/4/01	11,761	2,746	6	\$1,907.34	\$1,269.30	\$1,336.10
270-230-036-7	28875	70	1	9/4/01	10,454	3,244	4	\$2,409.66	\$1,603.58	\$1,687.98
270-230-037-8	28875	71	1	9/4/01	11,326	3,008	5	\$2,168.44	\$1,443.06	\$1,519.00
270-230-038-9	28875	72	1	6/21/01	14,810	3,244	4	\$2,409.66	\$1,603.58	\$1,687.98
270-230-039-0	28875	73	1	6/21/01	13,939	3,008	5	\$2,168.44	\$1,443.06	\$1,519.00
270-230-040-0	28875	74	1	6/21/01	13,939	3,244	4	\$2,409.66	\$1,603.58	\$1,687.98
270-230-041-1	28875	75	1	6/21/01	15,246	2,746	6	\$1,907.34	\$1,269.30	\$1,336.10
270-230-042-2	28875	76	1	6/21/01	13,939	3,244	4	\$2,409.66	\$1,603.58	\$1,687.98
270-230-044-4	28875	Private S	0		0	0	EX	\$0.00	\$0.00	\$0.00
270-230-045-5	29282	1	1	4/16/02	9,583	3,008	5	\$2,168.44	\$1,443.06	\$1,519.00
270-230-046-6	29282	2	1	4/16/02	9,583	3,244	4	\$2,409.66	\$1,603.58	\$1,687.98
270-230-047-7	29282	3	1	4/11/02	9,148	3,008	5	\$2,168.44	\$1,443.06	\$1,519.00
270-230-048-8	29282	4	1	4/16/02	10,019	3,244	4	\$2,409.66	\$1,603.58	\$1,687.98
270-230-049-9	29282	5	1	4/11/02	17,424	3,244	4	\$2,409.66	\$1,603.58	\$1,687.98
270-230-050-9	29282	6	1	4/11/02	13,939	2,746	6	\$1,907.34	\$1,269.30	\$1,336.10
270-230-051-0	29282	7	1	4/18/02	10,890	3,244	4	\$2,409.66	\$1,603.58	\$1,687.98
270-230-052-1	29282	8	1	4/18/02	10,890	2,746	6	\$1,907.34	\$1,269.30	\$1,336.10
270-230-053-2	29282	9	1	4/18/02	9,583	3,008	5	\$2,168.44	\$1,443.06	\$1,519.00
270-230-054-3	29282	10	1	4/18/02	11,761	3,244	4	\$2,409.66	\$1,603.58	\$1,687.98
270-230-055-4	29282	11	1	4/18/02	12,197	2,746	6	\$1,907.34	\$1,269.30	\$1,336.10
270-230-056-5	29282	12	1	4/18/02	10,454	3,008	5	\$2,168.44	\$1,443.06	\$1,519.00
270-230-057-6	29282	13	1	4/18/02	10,454	3,244	4	\$2,409.66	\$1,603.58	\$1,687.98
270-230-058-7	29282	14	1	4/18/02	8,276	3,008	5	\$2,168.44	\$1,443.06	\$1,519.00

**Community Facilities District No. 7
Riverside Unified School District**

Fiscal Year 2011-2012 Special Tax Levy

<u>Assessor's Parcel Number</u>	<u>Tract</u>	<u>Lot</u>	<u>Number of Units</u>	<u>Permit Date</u>	<u>Lot Size Sq. Ft.</u>	<u>Building Sq. Ft.</u>	<u>Tax Class</u>	<u>FY 2011-12 Expected Maximum Special Tax</u>	<u>FY 2011-12 Special Tax Levy</u>	<u>FY 2010-11 Special Tax Levy</u>
270-230-059-8	29282	15	1	4/18/02	8,712	3,244	4	\$2,409.66	\$1,603.58	\$1,687.98
270-230-060-8	29282	16	1	4/18/02	8,712	3,244	4	\$2,409.66	\$1,603.58	\$1,687.98
270-230-061-9	29282	17	1	4/16/02	10,019	2,746	6	\$1,907.34	\$1,269.30	\$1,336.10
270-230-062-0	29282	18	1	4/16/02	9,583	3,244	4	\$2,409.66	\$1,603.58	\$1,687.98
270-230-063-1	29282	19	1	4/16/02	9,583	2,746	6	\$1,907.34	\$1,269.30	\$1,336.10
270-230-064-2	29282	20	1	4/16/02	9,583	3,244	4	\$2,409.66	\$1,603.58	\$1,687.98
270-230-065-3	29282	21	1	4/16/02	9,583	3,008	5	\$2,168.44	\$1,443.06	\$1,519.00
270-230-066-4	29282	22	1	4/16/02	9,583	3,244	4	\$2,409.66	\$1,603.58	\$1,687.98
270-230-067-5	29282	23	1	4/16/02	9,583	3,008	5	\$2,168.44	\$1,443.06	\$1,519.00
270-230-068-6	29282	24	1	4/16/02	10,454	3,244	4	\$2,409.66	\$1,603.58	\$1,687.98
270-230-069-7	29282	Private S	0		0	0	EX	\$0.00	\$0.00	\$0.00
270-240-001-6	28872	22	1	2/8/01	7,405	2,000	9	\$1,505.73	\$1,002.04	\$1,054.78
270-240-002-7	28872	23	1	2/8/01	6,970	2,700	6	\$1,907.34	\$1,269.30	\$1,336.10
270-240-003-8	28872	24	1	2/8/01	6,970	2,466	7	\$1,727.05	\$1,149.32	\$1,209.80
270-240-004-9	28872	25	1	2/8/01	6,970	2,700	6	\$1,907.34	\$1,269.30	\$1,336.10
270-240-005-0	28872	26	1	2/8/01	6,970	2,466	7	\$1,727.05	\$1,149.32	\$1,209.80
270-240-006-1	28872	27	1	2/8/01	6,970	2,000	9	\$1,505.73	\$1,002.04	\$1,054.78
270-240-007-2	28872	28	1	2/8/01	7,405	2,700	6	\$1,907.34	\$1,269.30	\$1,336.10
270-240-008-3	28872	29	1	2/8/01	7,405	2,466	7	\$1,727.05	\$1,149.32	\$1,209.80
270-240-009-4	28872	30	1	1/10/01	7,841	2,700	6	\$1,907.34	\$1,269.30	\$1,336.10
270-240-010-4	28872	31	1	1/10/01	7,405	2,466	7	\$1,727.05	\$1,149.32	\$1,209.80
270-240-011-5	28872	32	1	1/10/01	7,405	2,000	9	\$1,505.73	\$1,002.04	\$1,054.78
270-240-012-6	28872	33	1	1/10/01	6,970	2,466	7	\$1,727.05	\$1,149.32	\$1,209.80
270-240-013-7	28872	34	1	1/10/01	6,970	2,700	6	\$1,907.34	\$1,269.30	\$1,336.10
270-240-014-8	28872	35	1	12/13/00	6,970	2,466	7	\$1,727.05	\$1,149.32	\$1,209.80
270-240-015-9	28872	36	1	12/13/00	6,970	2,700	6	\$1,907.34	\$1,269.30	\$1,336.10
270-240-016-0	28872	37	1	12/13/00	7,841	2,466	7	\$1,727.05	\$1,149.32	\$1,209.80
270-240-017-1	28872	38	1	10/3/00	7,841	2,700	6	\$1,907.34	\$1,269.30	\$1,336.10
270-240-018-2	28872	39	1	10/3/00	7,405	2,466	7	\$1,727.05	\$1,149.32	\$1,209.80
270-240-019-3	28872	40	1	6/16/00	7,405	2,700	6	\$1,907.34	\$1,269.30	\$1,336.10
270-240-020-3	28872	41	1	6/16/00	7,405	2,466	7	\$1,727.05	\$1,149.32	\$1,209.80
270-240-021-4	28872	42	1	6/16/00	7,405	2,700	6	\$1,907.34	\$1,269.30	\$1,336.10
270-240-022-5	28872	43	1	6/16/00	7,405	2,000	9	\$1,505.73	\$1,002.04	\$1,054.78
270-240-023-6	28872	44	1	5/22/01	7,405	2,000	9	\$1,505.73	\$1,002.04	\$1,054.78
270-240-024-7	28872	45	1	5/22/01	7,405	2,700	6	\$1,907.34	\$1,269.30	\$1,336.10
270-240-025-8	28872	46	1	5/22/01	7,405	2,000	9	\$1,505.73	\$1,002.04	\$1,054.78
270-240-026-9	28872	47	1	5/22/01	7,405	2,700	6	\$1,907.34	\$1,269.30	\$1,336.10
270-240-027-0	28872	48	1	5/22/01	7,405	2,466	7	\$1,727.05	\$1,149.32	\$1,209.80

**Community Facilities District No. 7
Riverside Unified School District**

Fiscal Year 2011-2012 Special Tax Levy

<u>Assessor's Parcel Number</u>	<u>Tract</u>	<u>Lot</u>	<u>Number of Units</u>	<u>Permit Date</u>	<u>Lot Size Sq. Ft.</u>	<u>Building Sq. Ft.</u>	<u>Tax Class</u>	<u>FY 2011-12 Expected Maximum Special Tax</u>	<u>FY 2011-12 Special Tax Levy</u>	<u>FY 2010-11 Special Tax Levy</u>
270-240-028-1	28872	49	1	5/22/01	7,405	2,700	6	\$1,907.34	\$1,269.30	\$1,336.10
270-240-029-2	28872	50	1	5/22/01	7,405	2,466	7	\$1,727.05	\$1,149.32	\$1,209.80
270-240-030-2	28872	51	1	5/22/01	7,841	2,700	6	\$1,907.34	\$1,269.30	\$1,336.10
270-240-031-3	28872	62	1	5/22/01	6,970	2,466	7	\$1,727.05	\$1,149.32	\$1,209.80
270-240-032-4	28872	63	1	5/22/01	6,970	2,700	6	\$1,907.34	\$1,269.30	\$1,336.10
270-240-033-5	28872	64	1	5/22/01	6,970	2,466	7	\$1,727.05	\$1,149.32	\$1,209.80
270-240-034-6	28872	65	1	5/22/01	6,970	2,700	6	\$1,907.34	\$1,269.30	\$1,336.10
270-240-035-7	28872	66	1	6/16/00	6,970	2,466	7	\$1,727.05	\$1,149.32	\$1,209.80
270-240-036-8	28872	92	1	6/16/00	6,970	2,000	9	\$1,505.73	\$1,002.04	\$1,054.78
270-240-037-9	28872	93	1	6/16/00	6,970	2,700	6	\$1,907.34	\$1,269.30	\$1,336.10
270-240-038-0	28872	94	1	10/3/00	6,970	2,700	6	\$1,907.34	\$1,269.30	\$1,336.10
270-240-039-1	28872	95	1	10/3/00	6,970	2,466	7	\$1,727.05	\$1,149.32	\$1,209.80
270-240-040-1	28872	108	1	10/3/00	9,583	2,700	6	\$1,907.34	\$1,269.30	\$1,336.10
270-240-041-2	28872	109	1	10/3/00	9,583	2,000	9	\$1,505.73	\$1,002.04	\$1,054.78
270-240-042-3	28872	110	1	10/3/00	9,583	2,700	6	\$1,907.34	\$1,269.30	\$1,336.10
270-240-043-4	28872	111	1	10/3/00	10,454	2,466	7	\$1,727.05	\$1,149.32	\$1,209.80
270-240-044-5	28872	112	1	10/3/00	9,148	2,000	9	\$1,505.73	\$1,002.04	\$1,054.78
270-240-045-6	28872	113	1	10/3/00	9,148	2,700	6	\$1,907.34	\$1,269.30	\$1,336.10
270-240-046-7	28872	114	1	12/13/00	8,712	2,000	9	\$1,505.73	\$1,002.04	\$1,054.78
270-240-047-8	28872	115	1	12/13/00	8,276	2,700	6	\$1,907.34	\$1,269.30	\$1,336.10
270-240-048-9	28872	116	1	12/15/00	13,504	2,466	7	\$1,727.05	\$1,149.32	\$1,209.80
270-240-049-0	28872	117	1	12/15/00	7,841	2,700	6	\$1,907.34	\$1,269.30	\$1,336.10
270-240-050-0	28872	118	1	12/15/00	9,148	2,000	9	\$1,505.73	\$1,002.04	\$1,054.78
270-240-051-1	28872	119	1	12/15/00	8,712	2,466	7	\$1,727.05	\$1,149.32	\$1,209.80
270-240-052-2	28872	120	1	12/15/00	8,712	2,700	6	\$1,907.34	\$1,269.30	\$1,336.10
270-240-053-3	28872	121	1	1/10/01	8,712	2,466	7	\$1,727.05	\$1,149.32	\$1,209.80
270-240-054-4	28872	122	1	1/10/01	9,148	2,700	6	\$1,907.34	\$1,269.30	\$1,336.10
270-240-055-5	28872	123	1	1/10/01	12,632	2,466	7	\$1,727.05	\$1,149.32	\$1,209.80
270-240-056-6	28872	124	1	1/10/01	11,326	2,700	6	\$1,907.34	\$1,269.30	\$1,336.10
270-240-057-7	28872	125	1	1/10/01	11,761	2,000	9	\$1,505.73	\$1,002.04	\$1,054.78
270-240-058-8	28872	126	1	2/8/01	10,019	2,000	9	\$1,505.73	\$1,002.04	\$1,054.78
270-240-059-9	28872	127	1	2/8/01	9,583	2,700	6	\$1,907.34	\$1,269.30	\$1,336.10
270-240-060-9	28872	128	1	2/8/01	8,712	2,466	7	\$1,727.05	\$1,149.32	\$1,209.80
270-240-061-0	28872	129	1	2/8/01	8,712	2,700	6	\$1,907.34	\$1,269.30	\$1,336.10
270-240-062-1	28872	130	1	2/8/01	8,712	2,466	7	\$1,727.05	\$1,149.32	\$1,209.80
270-240-063-2	28872	131	1	2/8/01	8,712	2,700	6	\$1,907.34	\$1,269.30	\$1,336.10
270-240-064-3	28872	132	1	2/8/01	8,712	2,466	7	\$1,727.05	\$1,149.32	\$1,209.80
270-240-065-4	28872	133	1	2/8/01	8,712	2,700	6	\$1,907.34	\$1,269.30	\$1,336.10

**Community Facilities District No. 7
Riverside Unified School District**

Fiscal Year 2011-2012 Special Tax Levy

<u>Assessor's Parcel Number</u>	<u>Tract</u>	<u>Lot</u>	<u>Number of Units</u>	<u>Permit Date</u>	<u>Lot Size Sq. Ft.</u>	<u>Building Sq. Ft.</u>	<u>Tax Class</u>	<u>FY 2011-12 Expected Maximum Special Tax</u>	<u>FY 2011-12 Special Tax Levy</u>	<u>FY 2010-11 Special Tax Levy</u>
270-240-066-5	28872	134	1	2/8/01	8,276	2,466	7	\$1,727.05	\$1,149.32	\$1,209.80
270-240-067-6	28872	135	1	2/8/01	8,276	2,700	6	\$1,907.34	\$1,269.30	\$1,336.10
270-240-068-7	28872	136	1	2/8/01	7,841	2,000	9	\$1,505.73	\$1,002.04	\$1,054.78
270-240-069-8	28872	137	0		0	0	EX	\$0.00	\$0.00	\$0.00
270-240-070-8	28872	POR 13	0		0	0	EX	\$0.00	\$0.00	\$0.00
270-240-071-9	28872	142	0		0	0	EX	\$0.00	\$0.00	\$0.00
270-240-072-0	28872	143	0		0	0	EX	\$0.00	\$0.00	\$0.00
270-240-073-1	28872	Private S	0		0	0	EX	\$0.00	\$0.00	\$0.00
270-250-001-7	28899	1	1	2/7/03	13,068	3,878	2	\$2,740.40	\$1,823.68	\$1,919.66
270-250-002-8	28899	2	1	2/7/03	10,019	3,387	4	\$2,409.66	\$1,603.58	\$1,687.98
270-250-003-9	28899	3	1	2/7/03	10,890	3,711	2	\$2,740.40	\$1,823.68	\$1,919.66
270-250-004-0	28899	4	1	2/7/03	11,326	3,878	2	\$2,740.40	\$1,823.68	\$1,919.66
270-250-005-1	28899	5	1	2/7/03	11,326	3,711	2	\$2,740.40	\$1,823.68	\$1,919.66
270-250-006-2	28899	6	1	2/7/03	11,326	3,387	4	\$2,409.66	\$1,603.58	\$1,687.98
270-250-007-3	28899	7	1	2/7/03	11,761	3,711	2	\$2,740.40	\$1,823.68	\$1,919.66
270-250-008-4	28899	43	1	2/7/03	14,810	3,215	4	\$2,409.66	\$1,603.58	\$1,687.98
270-250-009-5	28899	44	1	2/7/03	11,326	3,711	2	\$2,740.40	\$1,823.68	\$1,919.66
270-250-010-5	28899	45	1	2/7/03	12,197	3,215	4	\$2,409.66	\$1,603.58	\$1,687.98
270-250-011-6	28899	46	1	4/29/03	18,295	3,215	4	\$2,409.66	\$1,603.58	\$1,687.98
270-250-012-7	28899	36	1	2/7/03	16,988	3,711	2	\$2,740.40	\$1,823.68	\$1,919.66
270-250-013-8	28899	37	1	2/7/03	13,068	3,387	4	\$2,409.66	\$1,603.58	\$1,687.98
270-250-014-9	28899	38	1	2/7/03	11,761	3,711	2	\$2,740.40	\$1,823.68	\$1,919.66
270-250-015-0	28899	23	1	2/7/03	10,019	3,711	2	\$2,740.40	\$1,823.68	\$1,919.66
270-250-016-1	28899	24	1	2/7/03	10,019	3,878	2	\$2,740.40	\$1,823.68	\$1,919.66
270-250-017-2	28899	25	1	2/7/03	11,326	3,387	4	\$2,409.66	\$1,603.58	\$1,687.98
270-250-018-3	28899	26	1	6/15/00	12,197	3,878	2	\$2,740.40	\$1,823.68	\$1,919.66
270-250-019-4	28899	27	1	6/15/00	10,890	3,711	2	\$2,740.40	\$1,823.68	\$1,919.66
270-250-020-4	28899	28	1	6/15/00	11,326	3,387	4	\$2,409.66	\$1,603.58	\$1,687.98
270-250-021-5	28899	29	1	6/15/00	10,890	3,215	4	\$2,409.66	\$1,603.58	\$1,687.98
270-250-022-6	28899	30	1	8/14/03	10,890	3,711	2	\$2,740.40	\$1,823.68	\$1,919.66
270-250-023-7	28899	31	1	8/14/03	13,939	3,215	4	\$2,409.66	\$1,603.58	\$1,687.98
270-250-024-8	28899	32	1	8/14/03	19,602	3,387	4	\$2,409.66	\$1,603.58	\$1,687.98
270-250-025-9	28899	33	1	8/14/03	16,553	3,215	4	\$2,409.66	\$1,603.58	\$1,687.98
270-250-026-0	28899	34	1	8/14/03	20,038	3,215	4	\$2,409.66	\$1,603.58	\$1,687.98
270-250-027-1	28899	35	1	8/14/03	19,602	3,878	2	\$2,740.40	\$1,823.68	\$1,919.66
270-250-028-2	28899	47	1	4/29/03	14,810	3,387	4	\$2,409.66	\$1,603.58	\$1,687.98
270-250-029-3	28899	48	1	4/29/03	15,246	3,711	2	\$2,740.40	\$1,823.68	\$1,919.66
270-250-030-3	28899	49	1	4/29/03	19,166	3,878	2	\$2,740.40	\$1,823.68	\$1,919.66

**Community Facilities District No. 7
Riverside Unified School District**

Fiscal Year 2011-2012 Special Tax Levy

<u>Assessor's Parcel Number</u>	<u>Tract</u>	<u>Lot</u>	<u>Number of Units</u>	<u>Permit Date</u>	<u>Lot Size Sq. Ft.</u>	<u>Building Sq. Ft.</u>	<u>Tax Class</u>	<u>FY 2011-12 Expected Maximum Special Tax</u>	<u>FY 2011-12 Special Tax Levy</u>	<u>FY 2010-11 Special Tax Levy</u>
270-250-031-4	28899	Private S	0		0	0	EX	\$0.00	\$0.00	\$0.00
270-250-032-5	28899	50	0		0	0	EX	\$0.00	\$0.00	\$0.00
270-250-033-6	28899	51	0		0	0	EX	\$0.00	\$0.00	\$0.00
270-250-034-7	28899	52	0		0	0	EX	\$0.00	\$0.00	\$0.00
270-250-035-8			0		0	0	EX	\$0.00	\$0.00	\$0.00
270-250-036-9			0		0	0	EX	\$0.00	\$0.00	\$0.00
270-250-037-0			0		0	0	EX	\$0.00	\$0.00	\$0.00
270-260-001-8	28899	8	1	2/7/03	11,761	3,878	2	\$2,740.40	\$1,823.68	\$1,919.66
270-260-002-9	28899	9	1	2/7/03	13,068	3,711	2	\$2,740.40	\$1,823.68	\$1,919.66
270-260-003-0	28899	10	1	2/7/03	10,454	3,878	2	\$2,740.40	\$1,823.68	\$1,919.66
270-260-004-1	28899	11	1	2/7/03	14,810	3,711	2	\$2,740.40	\$1,823.68	\$1,919.66
270-260-005-2	28899	12	1	2/7/03	12,197	3,387	4	\$2,409.66	\$1,603.58	\$1,687.98
270-260-006-3	28899	13	1	2/7/03	13,068	3,215	4	\$2,409.66	\$1,603.58	\$1,687.98
270-260-007-4	28899	14	1	2/7/03	13,068	3,215	4	\$2,409.66	\$1,603.58	\$1,687.98
270-260-008-5	28899	15	1	2/7/03	16,117	3,711	2	\$2,740.40	\$1,823.68	\$1,919.66
270-260-009-6	28899	16	1	2/7/03	22,216	3,215	4	\$2,409.66	\$1,603.58	\$1,687.98
270-260-010-6	28899	17	1	2/7/03	14,375	3,387	4	\$2,409.66	\$1,603.58	\$1,687.98
270-260-011-7	28899	18	1	2/7/03	10,019	3,878	2	\$2,740.40	\$1,823.68	\$1,919.66
270-260-012-8	28899	19	1	2/7/03	10,019	3,711	2	\$2,740.40	\$1,823.68	\$1,919.66
270-260-013-9	28899	20	1	2/7/03	10,454	3,878	2	\$2,740.40	\$1,823.68	\$1,919.66
270-260-014-0	28899	21	1	2/7/03	10,454	3,711	2	\$2,740.40	\$1,823.68	\$1,919.66
270-260-015-1	28899	22	1	2/7/03	10,019	3,387	4	\$2,409.66	\$1,603.58	\$1,687.98
270-260-016-2	28899	39	1	2/7/03	11,761	3,387	4	\$2,409.66	\$1,603.58	\$1,687.98
270-260-017-3	28899	40	1	2/7/03	11,326	3,878	2	\$2,740.40	\$1,823.68	\$1,919.66
270-260-018-4	28899	41	1	2/7/03	13,068	3,215	4	\$2,409.66	\$1,603.58	\$1,687.98
270-260-019-5	28899	42	1	2/7/03	17,424	3,387	4	\$2,409.66	\$1,603.58	\$1,687.98
270-260-020-5	28899	Private S	0		0	0	EX	\$0.00	\$0.00	\$0.00
270-260-021-6	28899	53	0		0	0	EX	\$0.00	\$0.00	\$0.00
270-260-022-7			0		0	0	EX	\$0.00	\$0.00	\$0.00
270-260-023-8			0		0	0	EX	\$0.00	\$0.00	\$0.00
270-270-001-9	28917	1	1	11/20/00	26,136	4,403	1	\$2,971.66	\$1,977.58	\$2,081.66
270-270-002-0	28917	2	1	11/20/00	20,909	3,815	2	\$2,740.40	\$1,823.68	\$1,919.66
270-270-003-1	28917	3	1	11/29/00	25,265	4,403	1	\$2,971.66	\$1,977.58	\$2,081.66
270-270-004-2	28917	4	1	1/10/03	28,750	3,215	4	\$2,409.66	\$1,603.58	\$1,687.98
270-270-005-3	28917	5	1	1/10/03	22,651	3,711	2	\$2,740.40	\$1,823.68	\$1,919.66
270-270-006-4	28917	6	1	1/10/03	28,750	3,215	4	\$2,409.66	\$1,603.58	\$1,687.98
270-270-007-5	28917	7	1	1/10/03	20,909	3,878	2	\$2,740.40	\$1,823.68	\$1,919.66
270-270-008-6	28917	8	1	1/14/03	18,295	3,215	4	\$2,409.66	\$1,603.58	\$1,687.98

**Community Facilities District No. 7
Riverside Unified School District**

Fiscal Year 2011-2012 Special Tax Levy

<u>Assessor's Parcel Number</u>	<u>Tract</u>	<u>Lot</u>	<u>Number of Units</u>	<u>Permit Date</u>	<u>Lot Size Sq. Ft.</u>	<u>Building Sq. Ft.</u>	<u>Tax Class</u>	<u>FY 2011-12 Expected Maximum Special Tax</u>	<u>FY 2011-12 Special Tax Levy</u>	<u>FY 2010-11 Special Tax Levy</u>
270-270-009-7	28917	9	1	1/14/03	24,829	3,711	2	\$2,740.40	\$1,823.68	\$1,919.66
270-270-010-7	28917	10	1	1/14/03	20,038	3,215	4	\$2,409.66	\$1,603.58	\$1,687.98
270-270-011-8	28917	11	1	1/14/03	16,117	3,711	2	\$2,740.40	\$1,823.68	\$1,919.66
270-270-012-9	28917	12	1	1/14/03	17,860	3,878	2	\$2,740.40	\$1,823.68	\$1,919.66
270-270-013-0	28917	13	0		0	0	EX	\$0.00	\$0.00	\$0.00
270-270-014-1	28917	14	0		0	0	EX	\$0.00	\$0.00	\$0.00
270-270-015-2	28917	15	0		0	0	EX	\$0.00	\$0.00	\$0.00
270-270-016-3	28917	Private S	0		0	0	EX	\$0.00	\$0.00	\$0.00
270-280-001-0	28898	1	1	11/20/00	21,780	4,403	1	\$2,971.66	\$1,977.58	\$2,081.66
270-280-002-1	28898	2	1	11/29/00	30,492	4,403	1	\$2,971.66	\$1,977.58	\$2,081.66
270-280-003-2	28898	3	1	11/1/02	11,761	3,387	4	\$2,409.66	\$1,603.58	\$1,687.98
270-280-004-3	28898	4	1	11/1/02	10,019	3,711	2	\$2,740.40	\$1,823.68	\$1,919.66
270-280-005-4	28898	5	1	11/1/02	10,019	3,878	2	\$2,740.40	\$1,823.68	\$1,919.66
270-280-006-5	28898	6	1	11/1/02	10,019	3,711	2	\$2,740.40	\$1,823.68	\$1,919.66
270-280-007-6	28898	7	1	11/1/02	10,454	3,387	4	\$2,409.66	\$1,603.58	\$1,687.98
270-280-008-7	28898	8	1	11/1/02	10,454	3,711	2	\$2,740.40	\$1,823.68	\$1,919.66
270-280-009-8	28898	9	1	11/1/02	10,454	3,878	2	\$2,740.40	\$1,823.68	\$1,919.66
270-280-010-8	28898	10	1	11/1/02	10,890	3,711	2	\$2,740.40	\$1,823.68	\$1,919.66
270-280-011-9	28898	11	1	11/1/02	10,454	3,387	4	\$2,409.66	\$1,603.58	\$1,687.98
270-280-012-0	28898	12	1	11/1/02	11,326	3,711	2	\$2,740.40	\$1,823.68	\$1,919.66
270-280-013-1	28898	13	1	11/1/02	12,197	3,878	2	\$2,740.40	\$1,823.68	\$1,919.66
270-280-014-2	28898	14	1	11/1/02	12,197	3,711	2	\$2,740.40	\$1,823.68	\$1,919.66
270-280-015-3	28898	15	1	11/1/02	18,295	3,215	4	\$2,409.66	\$1,603.58	\$1,687.98
270-280-016-4	28898	16	1	11/20/00	17,424	3,878	2	\$2,740.40	\$1,823.68	\$1,919.66
270-280-017-5	28898	17	1	11/20/00	13,939	3,387	4	\$2,409.66	\$1,603.58	\$1,687.98
270-280-018-6	28898	18	1	11/20/00	18,731	3,215	4	\$2,409.66	\$1,603.58	\$1,687.98
270-280-019-7	28898	19	1	11/20/00	13,939	3,711	2	\$2,740.40	\$1,823.68	\$1,919.66
270-280-020-7	28898	20	1	11/30/00	10,019	3,878	2	\$2,740.40	\$1,823.68	\$1,919.66
270-280-021-8	28898	21	1	11/30/00	10,019	3,387	4	\$2,409.66	\$1,603.58	\$1,687.98
270-280-022-9	28898	22	1	11/30/00	10,890	3,878	2	\$2,740.40	\$1,823.68	\$1,919.66
270-280-023-0	28898	48	0		0	0	EX	\$0.00	\$0.00	\$0.00
270-280-024-1	28898	49	0		0	0	EX	\$0.00	\$0.00	\$0.00
270-280-025-2	28898	53	0		0	0	EX	\$0.00	\$0.00	\$0.00
270-280-026-3	28898	52	0		0	0	EX	\$0.00	\$0.00	\$0.00
270-280-027-4	28898	POR 51	0		0	0	EX	\$0.00	\$0.00	\$0.00
270-280-028-5	28898	Private S	0		0	0	EX	\$0.00	\$0.00	\$0.00
270-290-001-1	28898	23	1	7/26/02	12,197	3,711	2	\$2,740.40	\$1,823.68	\$1,919.66
270-290-002-2	28898	24	1	7/26/02	10,890	3,878	2	\$2,740.40	\$1,823.68	\$1,919.66

**Community Facilities District No. 7
Riverside Unified School District**

Fiscal Year 2011-2012 Special Tax Levy

<u>Assessor's Parcel Number</u>	<u>Tract</u>	<u>Lot</u>	<u>Number of Units</u>	<u>Permit Date</u>	<u>Lot Size Sq. Ft.</u>	<u>Building Sq. Ft.</u>	<u>Tax Class</u>	<u>FY 2011-12 Expected Maximum Special Tax</u>	<u>FY 2011-12 Special Tax Levy</u>	<u>FY 2010-11 Special Tax Levy</u>
270-290-003-3	28898	25	1	7/26/02	10,454	3,711	2	\$2,740.40	\$1,823.68	\$1,919.66
270-290-004-4	28898	26	1	7/26/02	10,454	3,577	4	\$2,409.66	\$1,603.58	\$1,687.98
270-290-005-5	28898	27	1	7/26/02	10,454	3,878	2	\$2,740.40	\$1,823.68	\$1,919.66
270-290-006-6	28898	28	1	7/31/02	11,326	3,577	4	\$2,409.66	\$1,603.58	\$1,687.98
270-290-007-7	28898	29	1	7/26/02	15,246	3,711	2	\$2,740.40	\$1,823.68	\$1,919.66
270-290-008-8	28898	30	1	7/26/02	19,166	3,215	4	\$2,409.66	\$1,603.58	\$1,687.98
270-290-009-9	28898	31	1	7/26/02	23,958	3,711	2	\$2,740.40	\$1,823.68	\$1,919.66
270-290-010-9	28898	32	1	7/31/02	13,939	3,215	4	\$2,409.66	\$1,603.58	\$1,687.98
270-290-011-0	28898	33	1	7/26/02	14,375	4,225	1	\$2,971.66	\$1,977.58	\$2,081.66
270-290-012-1	28898	34	1	7/26/02	13,939	3,878	2	\$2,740.40	\$1,823.68	\$1,919.66
270-290-013-2	28898	35	1	7/31/02	14,810	3,215	4	\$2,409.66	\$1,603.58	\$1,687.98
270-290-014-3	28898	36	1	11/30/00	13,939	3,711	2	\$2,740.40	\$1,823.68	\$1,919.66
270-290-015-4	28898	37	1	11/30/00	13,068	3,387	4	\$2,409.66	\$1,603.58	\$1,687.98
270-290-016-5	28898	38	1	11/30/00	10,890	3,878	2	\$2,740.40	\$1,823.68	\$1,919.66
270-290-017-6	28898	39	1	11/30/00	10,454	3,387	4	\$2,409.66	\$1,603.58	\$1,687.98
270-290-018-7	28898	40	1	11/30/00	12,197	3,711	2	\$2,740.40	\$1,823.68	\$1,919.66
270-290-019-8	28898	41	1	11/30/00	12,197	3,878	2	\$2,740.40	\$1,823.68	\$1,919.66
270-290-020-8	28898	42	1	8/14/03	9,583	3,878	2	\$2,740.40	\$1,823.68	\$1,919.66
270-290-021-9	28898	43	1	8/14/03	11,326	3,711	2	\$2,740.40	\$1,823.68	\$1,919.66
270-290-022-0	28898	44	1	8/14/03	13,939	3,711	2	\$2,740.40	\$1,823.68	\$1,919.66
270-290-023-1	28898	45	1	8/14/03	15,682	3,215	4	\$2,409.66	\$1,603.58	\$1,687.98
270-290-024-2	28898	46	0		0	0	EX	\$0.00	\$0.00	\$0.00
270-290-025-3	28898	47	0		0	0	EX	\$0.00	\$0.00	\$0.00
270-290-026-4	28898	50	0		0	0	EX	\$0.00	\$0.00	\$0.00
270-290-027-5	28898	POR 51	0		0	0	EX	\$0.00	\$0.00	\$0.00
270-290-029-7	28898	Private S	0		0	0	EX	\$0.00	\$0.00	\$0.00
270-290-030-7	28898	E	0		0	0	EX	\$0.00	\$0.00	\$0.00
270-300-001-1	28897	1	1	3/16/00	30,492	3,215	4	\$2,409.66	\$1,603.58	\$1,687.98
270-300-002-2	28897	2	1	3/16/00	21,780	4,403	1	\$2,971.66	\$1,977.58	\$2,081.66
270-300-003-3	28897	3	1	3/16/00	21,344	3,815	2	\$2,740.40	\$1,823.68	\$1,919.66
270-300-004-4	28897	4	1	11/30/00	35,719	3,215	4	\$2,409.66	\$1,603.58	\$1,687.98
270-300-005-5	28897	5	1	11/30/00	23,958	4,403	1	\$2,971.66	\$1,977.58	\$2,081.66
270-300-006-6	28897	6	1	12/4/00	19,602	3,815	2	\$2,740.40	\$1,823.68	\$1,919.66
270-300-007-7	28897	7	1	12/4/00	20,038	4,403	1	\$2,971.66	\$1,977.58	\$2,081.66
270-300-008-8	28897	8	1	12/4/00	22,216	3,215	4	\$2,409.66	\$1,603.58	\$1,687.98
270-300-009-9	28897	9	1	5/13/03	24,829	3,828	2	\$2,740.40	\$1,823.68	\$1,919.66
270-300-011-0	28897	Por 14	0		0	0	EX	\$0.00	\$0.00	\$0.00
270-300-013-2	28897	12	0		0	0	EX	\$0.00	\$0.00	\$0.00

**Community Facilities District No. 7
Riverside Unified School District**

Fiscal Year 2011-2012 Special Tax Levy

<u>Assessor's Parcel Number</u>	<u>Tract</u>	<u>Lot</u>	<u>Number of Units</u>	<u>Permit Date</u>	<u>Lot Size Sq. Ft.</u>	<u>Building Sq. Ft.</u>	<u>Tax Class</u>	<u>FY 2011-12 Expected Maximum Special Tax</u>	<u>FY 2011-12 Special Tax Levy</u>	<u>FY 2010-11 Special Tax Levy</u>
270-300-014-3	28897	13	0		0	0	EX	\$0.00	\$0.00	\$0.00
270-300-016-5	28897	Por 14	0		0	0	EX	\$0.00	\$0.00	\$0.00
270-300-018-7	28897	Private S	0		0	0	EX	\$0.00	\$0.00	\$0.00
270-300-020-8	29281	1	1	4/23/03	51,401	4,263	1	\$2,971.66	\$1,977.58	\$2,081.66
270-300-021-9	29281	2	1	4/23/03	21,780	3,828	2	\$2,740.40	\$1,823.68	\$1,919.66
270-300-022-0	29281	3	1	4/23/03	22,651	4,263	1	\$2,971.66	\$1,977.58	\$2,081.66
270-300-023-1	29281	4	1	4/23/03	23,522	4,263	1	\$2,971.66	\$1,977.58	\$2,081.66
270-300-024-2	29281	5	1	4/23/03	19,166	3,828	2	\$2,740.40	\$1,823.68	\$1,919.66
270-300-025-3	29281	6	1	4/23/03	21,780	4,263	1	\$2,971.66	\$1,977.58	\$2,081.66
270-300-026-4	29281	7	1	4/23/03	15,246	3,828	2	\$2,740.40	\$1,823.68	\$1,919.66
270-300-027-5	29281	8	1	4/23/03	25,265	4,263	1	\$2,971.66	\$1,977.58	\$2,081.66
270-300-030-7	29281	9	1	4/23/03	19,166	3,828	2	\$2,740.40	\$1,823.68	\$1,919.66
270-300-031-8	29281	10	1	4/23/03	25,265	4,263	1	\$2,971.66	\$1,977.58	\$2,081.66
270-300-032-9	29281	C	0		0	0	EX	\$0.00	\$0.00	\$0.00
270-310-001-2	28878	1	1	8/29/02	9,583	3,887	2	\$2,740.40	\$1,823.68	\$1,919.66
270-310-002-3	28878	2	1	8/29/02	8,712	2,803	6	\$1,907.34	\$1,269.30	\$1,336.10
270-310-003-4	28878	3	1	8/29/02	7,841	3,398	4	\$2,409.66	\$1,603.58	\$1,687.98
270-310-004-5	28878	4	1	6/10/03	8,276	2,625	7	\$1,727.05	\$1,149.32	\$1,209.80
270-310-005-6	28878	5	1	6/10/03	13,068	3,164	5	\$2,168.44	\$1,443.06	\$1,519.00
270-310-006-7	28878	6	1	6/10/03	10,019	2,940	5	\$2,168.44	\$1,443.06	\$1,519.00
270-310-007-8	28878	7	1	9/18/02	7,405	3,350	4	\$2,409.66	\$1,603.58	\$1,687.98
270-310-008-9	28878	8	1	9/18/02	7,405	3,164	5	\$2,168.44	\$1,443.06	\$1,519.00
270-310-009-0	28878	9	1	9/18/02	7,405	2,625	7	\$1,727.05	\$1,149.32	\$1,209.80
270-310-010-0	28878	10	1	9/18/02	7,405	3,673	3	\$2,611.09	\$1,737.62	\$1,829.08
270-310-011-1	28878	11	1	9/18/02	7,405	3,398	4	\$2,409.66	\$1,603.58	\$1,687.98
270-310-012-2	28878	12	1	12/20/01	7,405	2,752	6	\$1,907.34	\$1,269.30	\$1,336.10
270-310-013-3	28878	13	1	12/20/01	7,405	2,587	7	\$1,727.05	\$1,149.32	\$1,209.80
270-310-014-4	28878	14	1	12/20/01	7,841	2,752	6	\$1,907.34	\$1,269.30	\$1,336.10
270-310-015-5	28878	92	0		0	0	EX	\$0.00	\$0.00	\$0.00
270-310-016-6	28878	91	0		0	0	EX	\$0.00	\$0.00	\$0.00
270-310-017-7	28878	Private S	0		0	0	EX	\$0.00	\$0.00	\$0.00
270-320-001-3	28878	15	1	12/20/01	9,148	2,587	7	\$1,727.05	\$1,149.32	\$1,209.80
270-320-002-4	28878	16	1	12/20/01	11,761	2,752	6	\$1,907.34	\$1,269.30	\$1,336.10
270-320-003-5	28878	17	1	12/20/01	11,761	2,587	7	\$1,727.05	\$1,149.32	\$1,209.80
270-320-004-6	28878	18	1	12/20/01	10,019	2,587	7	\$1,727.05	\$1,149.32	\$1,209.80
270-320-005-7	28878	19	1	12/20/01	7,405	2,752	6	\$1,907.34	\$1,269.30	\$1,336.10
270-320-006-8	28878	20	1	12/20/01	7,841	2,752	6	\$1,907.34	\$1,269.30	\$1,336.10
270-320-007-9	28878	58	1	12/5/00	7,841	3,000	5	\$2,168.44	\$1,443.06	\$1,519.00

**Community Facilities District No. 7
Riverside Unified School District**

Fiscal Year 2011-2012 Special Tax Levy

<u>Assessor's Parcel Number</u>	<u>Tract</u>	<u>Lot</u>	<u>Number of Units</u>	<u>Permit Date</u>	<u>Lot Size Sq. Ft.</u>	<u>Building Sq. Ft.</u>	<u>Tax Class</u>	<u>FY 2011-12 Expected Maximum Special Tax</u>	<u>FY 2011-12 Special Tax Levy</u>	<u>FY 2010-11 Special Tax Levy</u>
270-320-008-0	28878	59	1	12/5/00	7,405	2,379	8	\$1,586.55	\$1,055.82	\$1,111.38
270-320-009-1	28878	60	1	12/5/00	7,841	2,587	7	\$1,727.05	\$1,149.32	\$1,209.80
270-320-010-1	28878	61	1	11/5/02	7,841	2,625	7	\$1,727.05	\$1,149.32	\$1,209.80
270-320-011-2	28878	62	1	8/10/01	7,405	2,378	8	\$1,586.55	\$1,055.82	\$1,111.38
270-320-012-3	28878	63	1	8/10/01	7,405	2,752	6	\$1,907.34	\$1,269.30	\$1,336.10
270-320-013-4	28878	64	1	8/10/01	7,841	2,587	7	\$1,727.05	\$1,149.32	\$1,209.80
270-320-014-5	28878	65	1	8/3/00	8,712	3,000	5	\$2,168.44	\$1,443.06	\$1,519.00
270-320-015-6	28878	66	1	8/3/00	9,148	2,587	7	\$1,727.05	\$1,149.32	\$1,209.80
270-320-016-7	28878	67	1	8/3/00	11,761	2,379	8	\$1,586.55	\$1,055.82	\$1,111.38
270-320-017-8	28878	68	1	9/18/02	7,841	2,625	7	\$1,727.05	\$1,149.32	\$1,209.80
270-320-018-9	28878	69	1	9/18/02	7,405	3,673	3	\$2,611.09	\$1,737.62	\$1,829.08
270-320-019-0	28878	70	1	9/18/02	7,405	3,398	4	\$2,409.66	\$1,603.58	\$1,687.98
270-320-020-0	28878	71	1	9/18/02	7,405	2,848	6	\$1,907.34	\$1,269.30	\$1,336.10
270-320-021-1	28878	72	1	9/18/02	7,405	2,940	5	\$2,168.44	\$1,443.06	\$1,519.00
270-320-022-2	28878	73	1	12/5/00	7,405	2,379	8	\$1,586.55	\$1,055.82	\$1,111.38
270-320-023-3	28878	74	1	12/5/00	7,405	3,000	5	\$2,168.44	\$1,443.06	\$1,519.00
270-320-024-4	28878	75	1	12/5/00	7,405	2,379	8	\$1,586.55	\$1,055.82	\$1,111.38
270-320-025-5	28878	76	1	2/21/01	7,405	2,587	7	\$1,727.05	\$1,149.32	\$1,209.80
270-320-026-6	28878	77	1	7/11/01	7,405	2,752	6	\$1,907.34	\$1,269.30	\$1,336.10
270-320-027-7	28878	78	1	12/5/00	7,405	2,587	7	\$1,727.05	\$1,149.32	\$1,209.80
270-320-028-8	28878	79	1	12/5/00	7,405	2,379	8	\$1,586.55	\$1,055.82	\$1,111.38
270-320-029-9	28878	80	1	7/3/01	7,405	2,752	6	\$1,907.34	\$1,269.30	\$1,336.10
270-320-030-9	28878	81	1	5/24/01	7,405	2,587	7	\$1,727.05	\$1,149.32	\$1,209.80
270-320-031-0	28878	82	1	7/3/01	7,405	2,752	6	\$1,907.34	\$1,269.30	\$1,336.10
270-320-032-1	28878	83	1	5/24/01	7,405	2,587	7	\$1,727.05	\$1,149.32	\$1,209.80
270-320-033-2	28878	84	1	7/3/01	7,405	2,752	6	\$1,907.34	\$1,269.30	\$1,336.10
270-320-034-3	28878	85	1	5/24/01	7,405	2,587	7	\$1,727.05	\$1,149.32	\$1,209.80
270-320-035-4	28878	86	1	5/24/01	7,405	2,587	7	\$1,727.05	\$1,149.32	\$1,209.80
270-320-037-6	28878	88	1	11/5/02	7,841	3,350	4	\$2,409.66	\$1,603.58	\$1,687.98
270-320-038-7	28878	89	1	11/5/02	8,712	3,164	5	\$2,168.44	\$1,443.06	\$1,519.00
270-320-039-8	28878	41	1	2/6/03	8,712	2,625	7	\$1,727.05	\$1,149.32	\$1,209.80
270-320-040-8	28878	42	1	2/6/03	7,405	3,164	5	\$2,168.44	\$1,443.06	\$1,519.00
270-320-041-9	28878	43	1	2/6/03	7,405	2,940	5	\$2,168.44	\$1,443.06	\$1,519.00
270-320-042-0	28878	44	1	2/6/03	7,405	2,940	5	\$2,168.44	\$1,443.06	\$1,519.00
270-320-043-1	28878	45	1	2/6/03	7,405	2,625	7	\$1,727.05	\$1,149.32	\$1,209.80
270-320-044-2	28878	46	1	2/6/03	7,405	2,940	5	\$2,168.44	\$1,443.06	\$1,519.00
270-320-045-3	28878	47	1	2/6/03	8,276	2,625	7	\$1,727.05	\$1,149.32	\$1,209.80
270-320-046-4	28878	48	1	6/14/01	8,712	2,752	6	\$1,907.34	\$1,269.30	\$1,336.10

**Community Facilities District No. 7
Riverside Unified School District**

Fiscal Year 2011-2012 Special Tax Levy

<u>Assessor's Parcel Number</u>	<u>Tract</u>	<u>Lot</u>	<u>Number of Units</u>	<u>Permit Date</u>	<u>Lot Size Sq. Ft.</u>	<u>Building Sq. Ft.</u>	<u>Tax Class</u>	<u>FY 2011-12 Expected Maximum Special Tax</u>	<u>FY 2011-12 Special Tax Levy</u>	<u>FY 2010-11 Special Tax Levy</u>
270-320-047-5	28878	49	1	5/24/01	7,405	2,587	7	\$1,727.05	\$1,149.32	\$1,209.80
270-320-048-6	28878	50	1	5/24/01	7,405	2,587	7	\$1,727.05	\$1,149.32	\$1,209.80
270-320-049-7	28878	51	1	5/24/01	7,405	2,587	7	\$1,727.05	\$1,149.32	\$1,209.80
270-320-050-7	28878	52	1	7/3/01	7,405	2,752	6	\$1,907.34	\$1,269.30	\$1,336.10
270-320-051-8	28878	53	1	5/24/01	7,405	2,587	7	\$1,727.05	\$1,149.32	\$1,209.80
270-320-052-9	28878	54	1	7/3/01	7,405	2,752	6	\$1,907.34	\$1,269.30	\$1,336.10
270-320-053-0	28878	55	1	12/5/00	7,405	3,000	5	\$2,168.44	\$1,443.06	\$1,519.00
270-320-054-1	28878	56	1	12/5/00	7,405	2,587	7	\$1,727.05	\$1,149.32	\$1,209.80
270-320-055-2	28878	57	1	12/5/00	8,712	2,379	8	\$1,586.55	\$1,055.82	\$1,111.38
270-320-056-3	28878	21	1	12/20/01	9,148	2,587	7	\$1,727.05	\$1,149.32	\$1,209.80
270-320-057-4	28878	22	1	12/20/01	10,454	2,378	8	\$1,586.55	\$1,055.82	\$1,111.38
270-320-058-5	28878	23	1	12/20/01	10,890	2,752	6	\$1,907.34	\$1,269.30	\$1,336.10
270-320-059-6	28878	24	1	12/20/01	7,841	2,587	7	\$1,727.05	\$1,149.32	\$1,209.80
270-320-060-6	28878	25	1	1/3/02	9,148	2,378	8	\$1,586.55	\$1,055.82	\$1,111.38
270-320-061-7	28878	26	1	12/20/01	11,761	2,752	6	\$1,907.34	\$1,269.30	\$1,336.10
270-320-062-8	28878	27	1	1/3/02	7,841	2,587	7	\$1,727.05	\$1,149.32	\$1,209.80
270-320-063-9	28878	28	1	1/3/02	7,841	2,378	8	\$1,586.55	\$1,055.82	\$1,111.38
270-320-064-0	28878	29	1	1/3/02	8,276	2,587	7	\$1,727.05	\$1,149.32	\$1,209.80
270-320-065-1	28878	30	1	9/18/02	9,148	3,398	4	\$2,409.66	\$1,603.58	\$1,687.98
270-320-066-2	28878	31	1	9/18/02	9,148	3,673	3	\$2,611.09	\$1,737.62	\$1,829.08
270-320-067-3	28878	32	1	9/18/02	9,583	2,625	7	\$1,727.05	\$1,149.32	\$1,209.80
270-320-068-4	28878	33	1	11/5/02	10,454	3,350	4	\$2,409.66	\$1,603.58	\$1,687.98
270-320-069-5	28878	34	1	11/5/02	10,019	3,398	4	\$2,409.66	\$1,603.58	\$1,687.98
270-320-070-5	28878	35	1	11/5/02	10,019	3,350	4	\$2,409.66	\$1,603.58	\$1,687.98
270-320-071-6	28878	36	1	11/5/02	10,890	3,398	4	\$2,409.66	\$1,603.58	\$1,687.98
270-320-072-7	28878	37	1	11/5/02	7,841	2,625	7	\$1,727.05	\$1,149.32	\$1,209.80
270-320-073-8	28878	38	1	11/5/02	7,841	3,350	4	\$2,409.66	\$1,603.58	\$1,687.98
270-320-074-9	28878	39	1	11/5/02	8,712	2,848	6	\$1,907.34	\$1,269.30	\$1,336.10
270-320-075-0	28878	40	1	11/5/02	10,890	3,350	4	\$2,409.66	\$1,603.58	\$1,687.98
270-320-076-1	28878	Private S	0		0	0	EX	\$0.00	\$0.00	\$0.00
270-320-078-3	28878	93	0		0	0	EX	\$0.00	\$0.00	\$0.00
270-320-079-4	28878	POR I	0		0	0	EX	\$0.00	\$0.00	\$0.00
270-320-080-4	28878	87	1	6/26/01	6,970	2,378	8	\$1,586.55	\$1,055.82	\$1,111.38
270-330-001-4	28874	1	1	4/4/01	9,583	3,142	5	\$2,168.44	\$1,443.06	\$1,519.00
270-330-002-5	28874	2	1	4/4/01	9,148	2,919	5	\$2,168.44	\$1,443.06	\$1,519.00
270-330-003-6	28874	3	1	4/4/01	7,405	2,152	9	\$1,505.73	\$1,002.04	\$1,054.78
270-330-004-7	28874	4	1	6/17/02	7,405	2,152	9	\$1,505.73	\$1,002.04	\$1,054.78
270-330-005-8	28874	5	1	11/7/01	7,405	3,142	5	\$2,168.44	\$1,443.06	\$1,519.00

**Community Facilities District No. 7
Riverside Unified School District**

Fiscal Year 2011-2012 Special Tax Levy

<u>Assessor's Parcel Number</u>	<u>Tract</u>	<u>Lot</u>	<u>Number of Units</u>	<u>Permit Date</u>	<u>Lot Size Sq. Ft.</u>	<u>Building Sq. Ft.</u>	<u>Tax Class</u>	<u>FY 2011-12 Expected Maximum Special Tax</u>	<u>FY 2011-12 Special Tax Levy</u>	<u>FY 2010-11 Special Tax Levy</u>
270-330-006-9	28874	6	1	11/1/01	7,405	2,919	5	\$2,168.44	\$1,443.06	\$1,519.00
270-330-007-0	28874	7	1	11/1/01	7,405	3,142	5	\$2,168.44	\$1,443.06	\$1,519.00
270-330-008-1	28874	8	1	11/1/01	7,405	2,152	9	\$1,505.73	\$1,002.04	\$1,054.78
270-330-009-2	28874	9	1	11/1/01	6,970	2,919	5	\$2,168.44	\$1,443.06	\$1,519.00
270-330-010-2	28874	10	1	11/1/01	12,632	3,142	5	\$2,168.44	\$1,443.06	\$1,519.00
270-330-011-3	28874	11	1	11/1/01	7,841	2,152	9	\$1,505.73	\$1,002.04	\$1,054.78
270-330-012-4	28874	12	1	11/1/01	7,841	3,142	5	\$2,168.44	\$1,443.06	\$1,519.00
270-330-013-5	28874	13	1	11/1/01	7,405	2,919	5	\$2,168.44	\$1,443.06	\$1,519.00
270-330-014-6	28874	14	1	11/1/01	7,405	2,152	9	\$1,505.73	\$1,002.04	\$1,054.78
270-330-015-7	28874	15	1	11/1/01	7,405	3,142	5	\$2,168.44	\$1,443.06	\$1,519.00
270-330-016-8	28874	16	1	11/1/01	7,405	2,919	5	\$2,168.44	\$1,443.06	\$1,519.00
270-330-017-9	28874	17	1	11/1/01	7,405	2,152	9	\$1,505.73	\$1,002.04	\$1,054.78
270-330-018-0	28874	18	1	11/7/01	7,405	3,142	5	\$2,168.44	\$1,443.06	\$1,519.00
270-330-019-1	28874	19	1	11/7/01	7,405	2,152	9	\$1,505.73	\$1,002.04	\$1,054.78
270-330-020-1	28874	20	1	11/7/01	7,405	2,919	5	\$2,168.44	\$1,443.06	\$1,519.00
270-330-021-2	28874	21	1	11/7/01	7,405	3,142	5	\$2,168.44	\$1,443.06	\$1,519.00
270-330-022-3	28874	22	1	11/7/01	7,405	2,152	9	\$1,505.73	\$1,002.04	\$1,054.78
270-330-023-4	28874	23	1	11/7/01	7,841	2,919	5	\$2,168.44	\$1,443.06	\$1,519.00
270-330-024-5	28874	24	1	11/7/01	10,454	3,142	5	\$2,168.44	\$1,443.06	\$1,519.00
270-330-025-6	28874	25	1	11/7/01	13,068	3,142	5	\$2,168.44	\$1,443.06	\$1,519.00
270-330-026-7	28874	26	1	11/7/01	8,712	2,152	9	\$1,505.73	\$1,002.04	\$1,054.78
270-330-027-8	28874	27	1	11/7/01	9,148	3,142	5	\$2,168.44	\$1,443.06	\$1,519.00
270-330-028-9	28874	44	1	11/7/01	7,841	2,152	9	\$1,505.73	\$1,002.04	\$1,054.78
270-330-029-0	28874	45	1	11/7/01	7,841	3,142	5	\$2,168.44	\$1,443.06	\$1,519.00
270-330-030-0	28874	46	1	11/7/01	7,841	2,152	9	\$1,505.73	\$1,002.04	\$1,054.78
270-330-031-1	28874	47	1	11/7/01	7,841	2,919	5	\$2,168.44	\$1,443.06	\$1,519.00
270-330-032-2	28874	48	1	11/7/01	8,276	3,142	5	\$2,168.44	\$1,443.06	\$1,519.00
270-330-033-3	28874	49	1	11/7/01	11,326	2,152	9	\$1,505.73	\$1,002.04	\$1,054.78
270-330-034-4	28874	50	1	11/7/01	7,841	2,919	5	\$2,168.44	\$1,443.06	\$1,519.00
270-330-035-5	28874	51	1	11/7/01	7,405	2,152	9	\$1,505.73	\$1,002.04	\$1,054.78
270-330-036-6	28874	52	1	11/7/01	7,405	3,142	5	\$2,168.44	\$1,443.06	\$1,519.00
270-330-037-7	28874	53	1	11/1/01	7,405	3,142	5	\$2,168.44	\$1,443.06	\$1,519.00
270-330-038-8	28874	54	1	11/1/01	7,405	2,919	5	\$2,168.44	\$1,443.06	\$1,519.00
270-330-039-9	28874	55	1	11/1/01	7,405	3,142	5	\$2,168.44	\$1,443.06	\$1,519.00
270-330-040-9	28874	56	1	11/1/01	7,405	2,152	9	\$1,505.73	\$1,002.04	\$1,054.78
270-330-041-0	28874	57	1	11/1/01	7,405	3,142	5	\$2,168.44	\$1,443.06	\$1,519.00
270-330-042-1	28874	58	1	11/1/01	7,841	2,919	5	\$2,168.44	\$1,443.06	\$1,519.00
270-330-049-8	28874	E	0		0	0	EX	\$0.00	\$0.00	\$0.00

**Community Facilities District No. 7
Riverside Unified School District**

Fiscal Year 2011-2012 Special Tax Levy

<u>Assessor's Parcel Number</u>	<u>Tract</u>	<u>Lot</u>	<u>Number of Units</u>	<u>Permit Date</u>	<u>Lot Size Sq. Ft.</u>	<u>Building Sq. Ft.</u>	<u>Tax Class</u>	<u>FY 2011-12 Expected Maximum Special Tax</u>	<u>FY 2011-12 Special Tax Levy</u>	<u>FY 2010-11 Special Tax Levy</u>
270-330-050-8	28874	POR B	0		0	0	EX	\$0.00	\$0.00	\$0.00
270-340-001-5	28874	28	1	11/7/01	7,841	2,919	5	\$2,168.44	\$1,443.06	\$1,519.00
270-340-002-6	28874	29	1	11/7/01	8,712	2,919	5	\$2,168.44	\$1,443.06	\$1,519.00
270-340-003-7	28874	30	1	11/7/01	8,276	3,142	5	\$2,168.44	\$1,443.06	\$1,519.00
270-340-004-8	28874	31	1	11/7/01	7,841	2,152	9	\$1,505.73	\$1,002.04	\$1,054.78
270-340-005-9	28874	32	1	11/7/01	7,841	2,919	5	\$2,168.44	\$1,443.06	\$1,519.00
270-340-006-0	28874	33	1	11/7/01	9,148	3,142	5	\$2,168.44	\$1,443.06	\$1,519.00
270-340-007-1	28874	34	1	11/7/01	9,148	2,152	9	\$1,505.73	\$1,002.04	\$1,054.78
270-340-008-2	28874	35	1	11/7/01	8,276	3,142	5	\$2,168.44	\$1,443.06	\$1,519.00
270-340-009-3	28874	36	1	11/7/01	9,583	2,152	9	\$1,505.73	\$1,002.04	\$1,054.78
270-340-010-3	28874	37	1	11/7/01	7,841	3,142	5	\$2,168.44	\$1,443.06	\$1,519.00
270-340-011-4	28874	38	1	11/7/01	7,841	2,919	5	\$2,168.44	\$1,443.06	\$1,519.00
270-340-012-5	28874	39	1	11/7/01	7,841	2,152	9	\$1,505.73	\$1,002.04	\$1,054.78
270-340-013-6	28874	40	1	11/7/01	7,841	3,142	5	\$2,168.44	\$1,443.06	\$1,519.00
270-340-014-7	28874	41	1	11/7/01	8,712	2,919	5	\$2,168.44	\$1,443.06	\$1,519.00
270-340-015-8	28874	42	1	11/7/01	10,890	3,142	5	\$2,168.44	\$1,443.06	\$1,519.00
270-340-016-9	28874	43	1	11/7/01	12,632	3,142	5	\$2,168.44	\$1,443.06	\$1,519.00
270-340-017-0	28874	59	1	11/1/01	7,841	3,142	5	\$2,168.44	\$1,443.06	\$1,519.00
270-340-018-1	28874	60	1	11/1/01	7,405	2,152	9	\$1,505.73	\$1,002.04	\$1,054.78
270-340-019-2	28874	61	1	11/7/01	7,405	2,919	5	\$2,168.44	\$1,443.06	\$1,519.00
270-340-020-2	28874	62	1	11/7/01	8,276	2,152	9	\$1,505.73	\$1,002.04	\$1,054.78
270-340-021-3	28874	63	1	11/7/01	10,019	3,142	5	\$2,168.44	\$1,443.06	\$1,519.00
270-340-022-4	28874	64	1	11/7/01	8,712	3,142	5	\$2,168.44	\$1,443.06	\$1,519.00
270-340-023-5	28874	65	1	6/4/01	7,841	2,919	5	\$2,168.44	\$1,443.06	\$1,519.00
270-340-024-6	28874	66	1	6/4/01	9,583	2,152	9	\$1,505.73	\$1,002.04	\$1,054.78
270-340-025-7	28874	67	1	6/4/01	8,276	3,142	5	\$2,168.44	\$1,443.06	\$1,519.00
270-340-026-8	28874	68	1	6/4/01	9,148	2,919	5	\$2,168.44	\$1,443.06	\$1,519.00
270-340-027-9	28874	69	1	6/4/01	9,583	3,142	5	\$2,168.44	\$1,443.06	\$1,519.00
270-340-028-0	28874	70	1	6/4/01	10,019	2,919	5	\$2,168.44	\$1,443.06	\$1,519.00
270-340-029-1	28874	71	1	6/4/01	10,890	3,142	5	\$2,168.44	\$1,443.06	\$1,519.00
270-340-030-1	28874	72	1	6/4/01	11,326	3,142	5	\$2,168.44	\$1,443.06	\$1,519.00
270-340-031-2	28874	73	1	6/4/01	9,148	2,152	9	\$1,505.73	\$1,002.04	\$1,054.78
270-340-032-3	28874	74	1	6/4/01	8,276	2,919	5	\$2,168.44	\$1,443.06	\$1,519.00
270-340-033-4	28874	75	1	6/4/01	7,841	3,142	5	\$2,168.44	\$1,443.06	\$1,519.00
270-340-034-5	28874	76	1	6/4/01	7,841	2,152	9	\$1,505.73	\$1,002.04	\$1,054.78
270-340-035-6	28874	77	1	6/4/01	8,276	2,919	5	\$2,168.44	\$1,443.06	\$1,519.00
270-340-036-7	28874	78	1	6/4/01	8,276	3,142	5	\$2,168.44	\$1,443.06	\$1,519.00
270-340-037-8	28874	79	1	6/4/01	9,148	2,152	9	\$1,505.73	\$1,002.04	\$1,054.78

**Community Facilities District No. 7
Riverside Unified School District**

Fiscal Year 2011-2012 Special Tax Levy

<u>Assessor's Parcel Number</u>	<u>Tract</u>	<u>Lot</u>	<u>Number of Units</u>	<u>Permit Date</u>	<u>Lot Size Sq. Ft.</u>	<u>Building Sq. Ft.</u>	<u>Tax Class</u>	<u>FY 2011-12 Expected Maximum Special Tax</u>	<u>FY 2011-12 Special Tax Levy</u>	<u>FY 2010-11 Special Tax Levy</u>
270-340-038-9	28874	80	1	6/4/01	8,276	2,919	5	\$2,168.44	\$1,443.06	\$1,519.00
270-340-039-0	28874	81	1	6/4/01	8,712	3,142	5	\$2,168.44	\$1,443.06	\$1,519.00
270-340-040-0	28874	82	1	6/4/01	9,148	2,152	9	\$1,505.73	\$1,002.04	\$1,054.78
270-340-041-1	28874	83	1	6/4/01	8,712	3,142	5	\$2,168.44	\$1,443.06	\$1,519.00
270-340-042-2	28874	84	1	6/4/01	8,276	2,919	5	\$2,168.44	\$1,443.06	\$1,519.00
270-340-043-3	28874	85	1	6/4/01	8,276	2,152	9	\$1,505.73	\$1,002.04	\$1,054.78
270-340-044-4	28874	86	1	6/4/01	8,712	3,142	5	\$2,168.44	\$1,443.06	\$1,519.00
270-340-045-5	28874	POR C	0		0	0	EX	\$0.00	\$0.00	\$0.00
270-350-001-6	28873	1	1	6/4/02	8,276	2,700	6	\$1,907.34	\$1,269.30	\$1,336.10
270-350-002-7	28873	2	1	6/4/02	7,841	2,466	7	\$1,727.05	\$1,149.32	\$1,209.80
270-350-003-8	28873	3	1	6/4/02	7,841	2,700	6	\$1,907.34	\$1,269.30	\$1,336.10
270-350-004-9	28873	4	1	6/4/02	8,276	2,000	9	\$1,505.73	\$1,002.04	\$1,054.78
270-350-006-1	28873	6	1	6/4/02	8,276	2,700	6	\$1,907.34	\$1,269.30	\$1,336.10
270-350-007-2	28873	7	1	6/4/02	6,970	2,466	7	\$1,727.05	\$1,149.32	\$1,209.80
270-350-008-3	28873	8	1	6/4/02	6,098	2,000	9	\$1,505.73	\$1,002.04	\$1,054.78
270-350-009-4	28873	9	1	6/4/02	7,841	2,466	7	\$1,727.05	\$1,149.32	\$1,209.80
270-350-010-4	28873	10	1	6/4/02	12,632	2,700	6	\$1,907.34	\$1,269.30	\$1,336.10
270-350-011-5	28873	11	1	6/4/02	7,841	2,466	7	\$1,727.05	\$1,149.32	\$1,209.80
270-350-012-6	28873	12	1	6/4/02	6,534	2,700	6	\$1,907.34	\$1,269.30	\$1,336.10
270-350-013-7	28873	13	1	6/4/02	10,890	2,000	9	\$1,505.73	\$1,002.04	\$1,054.78
270-350-014-8	28873	14	1	6/4/02	8,712	2,466	7	\$1,727.05	\$1,149.32	\$1,209.80
270-350-015-9	28873	15	1	6/4/02	7,841	2,700	6	\$1,907.34	\$1,269.30	\$1,336.10
270-350-016-0	28873	16	1	5/22/02	7,841	2,000	9	\$1,505.73	\$1,002.04	\$1,054.78
270-350-017-1	28873	17	1	5/22/02	7,841	2,700	6	\$1,907.34	\$1,269.30	\$1,336.10
270-350-018-2	28873	18	1	5/22/02	6,970	2,466	7	\$1,727.05	\$1,149.32	\$1,209.80
270-350-019-3	28873	19	1	5/22/02	6,970	2,000	9	\$1,505.73	\$1,002.04	\$1,054.78
270-350-020-3	28873	20	1	5/22/02	6,534	2,700	6	\$1,907.34	\$1,269.30	\$1,336.10
270-350-021-4	28873	21	1	5/22/02	10,454	2,466	7	\$1,727.05	\$1,149.32	\$1,209.80
270-350-022-5	28873	22	1	5/22/02	7,405	2,700	6	\$1,907.34	\$1,269.30	\$1,336.10
270-350-023-6	28873	23	1	5/22/02	7,405	2,466	7	\$1,727.05	\$1,149.32	\$1,209.80
270-350-024-7	28873	24	1	4/11/02	7,841	2,000	9	\$1,505.73	\$1,002.04	\$1,054.78
270-350-025-8	28873	25	1	4/11/02	7,841	2,700	6	\$1,907.34	\$1,269.30	\$1,336.10
270-350-026-9	28873	26	1	4/11/02	7,841	2,466	7	\$1,727.05	\$1,149.32	\$1,209.80
270-350-027-0	28873	27	1	4/11/02	8,276	2,700	6	\$1,907.34	\$1,269.30	\$1,336.10
270-350-028-1	28873	28	1	3/19/02	7,841	2,000	9	\$1,505.73	\$1,002.04	\$1,054.78
270-350-029-2	28873	29	1	3/19/02	7,405	2,466	7	\$1,727.05	\$1,149.32	\$1,209.80
270-350-030-2	28873	30	1	3/19/02	7,405	2,700	6	\$1,907.34	\$1,269.30	\$1,336.10
270-350-031-3	28873	31	1	3/19/02	7,405	2,466	7	\$1,727.05	\$1,149.32	\$1,209.80

**Community Facilities District No. 7
Riverside Unified School District**

Fiscal Year 2011-2012 Special Tax Levy

<u>Assessor's Parcel Number</u>	<u>Tract</u>	<u>Lot</u>	<u>Number of Units</u>	<u>Permit Date</u>	<u>Lot Size Sq. Ft.</u>	<u>Building Sq. Ft.</u>	<u>Tax Class</u>	<u>FY 2011-12 Expected Maximum Special Tax</u>	<u>FY 2011-12 Special Tax Levy</u>	<u>FY 2010-11 Special Tax Levy</u>
270-350-032-4	28873	32	1	2/6/02	7,405	2,700	6	\$1,907.34	\$1,269.30	\$1,336.10
270-350-033-5	28873	33	1	2/6/02	6,970	2,466	7	\$1,727.05	\$1,149.32	\$1,209.80
270-350-034-6	28873	34	1	2/6/02	7,405	2,700	6	\$1,907.34	\$1,269.30	\$1,336.10
270-350-035-7	28873	35	1	2/6/02	7,405	2,466	7	\$1,727.05	\$1,149.32	\$1,209.80
270-350-036-8	28873	36	1	2/6/02	8,712	2,000	9	\$1,505.73	\$1,002.04	\$1,054.78
270-350-037-9	28873	37	1	2/6/02	7,405	2,000	9	\$1,505.73	\$1,002.04	\$1,054.78
270-350-038-0	28873	38	1	2/6/02	7,405	2,466	7	\$1,727.05	\$1,149.32	\$1,209.80
270-350-039-1	28873	39	1	2/6/02	7,841	2,700	6	\$1,907.34	\$1,269.30	\$1,336.10
270-350-040-1	28873	40	1	2/6/02	7,841	2,466	7	\$1,727.05	\$1,149.32	\$1,209.80
270-350-041-2	28873	41	1	2/6/02	7,405	2,000	9	\$1,505.73	\$1,002.04	\$1,054.78
270-350-042-3	28873	42	1	2/6/02	7,405	2,466	7	\$1,727.05	\$1,149.32	\$1,209.80
270-350-043-4	28873	43	1	3/19/02	7,405	2,700	6	\$1,907.34	\$1,269.30	\$1,336.10
270-350-044-5	28873	44	1	3/19/02	7,405	2,000	9	\$1,505.73	\$1,002.04	\$1,054.78
270-350-045-6	28873	45	1	3/19/02	7,405	2,700	6	\$1,907.34	\$1,269.30	\$1,336.10
270-350-046-7	28873	46	1	3/19/02	6,970	2,466	7	\$1,727.05	\$1,149.32	\$1,209.80
270-350-047-8	28873	47	1	3/19/02	9,148	2,466	7	\$1,727.05	\$1,149.32	\$1,209.80
270-350-048-9	28873	48	1	3/19/02	9,583	2,466	7	\$1,727.05	\$1,149.32	\$1,209.80
270-350-049-0	28873	49	1	4/11/02	7,841	2,700	6	\$1,907.34	\$1,269.30	\$1,336.10
270-350-050-0	28873	50	1	4/11/02	8,712	2,700	6	\$1,907.34	\$1,269.30	\$1,336.10
270-350-051-1	28873	51	1	4/11/02	8,712	2,466	7	\$1,727.05	\$1,149.32	\$1,209.80
270-350-052-2	28873	52	1	4/11/02	8,712	2,700	6	\$1,907.34	\$1,269.30	\$1,336.10
270-350-053-3	28873	53	1	4/11/02	15,682	2,000	9	\$1,505.73	\$1,002.04	\$1,054.78
270-350-054-4	28873	54	1	4/11/02	9,583	2,000	9	\$1,505.73	\$1,002.04	\$1,054.78
270-350-055-5	28873	55	1	4/11/02	7,841	2,466	7	\$1,727.05	\$1,149.32	\$1,209.80
270-350-056-6	28873	56	1	4/11/02	7,841	2,466	7	\$1,727.05	\$1,149.32	\$1,209.80
270-350-057-7	28873	57	1	5/22/02	7,841	2,700	6	\$1,907.34	\$1,269.30	\$1,336.10
270-350-058-8	28873	58	0		0	0	EX	\$0.00	\$0.00	\$0.00
270-350-059-9	28873	59	0		0	0	EX	\$0.00	\$0.00	\$0.00
270-350-060-9	28873	60	0		0	0	EX	\$0.00	\$0.00	\$0.00
270-350-061-0	28873	61	0		0	0	EX	\$0.00	\$0.00	\$0.00
270-350-062-1	28873	Private S	0		0	0	EX	\$0.00	\$0.00	\$0.00
270-350-071-9	28873	5	1	6/4/02	9,148	2,466	7	\$1,727.05	\$1,149.32	\$1,209.80
270-360-001-7	29386-2	1	1	8/22/02	7,841	2,648	7	\$1,727.05	\$1,149.32	\$1,209.80
270-360-002-8	29386-2	2	1	8/22/02	7,405	3,113	5	\$2,168.44	\$1,443.06	\$1,519.00
270-360-003-9	29386-2	3	1	8/22/02	7,405	3,165	5	\$2,168.44	\$1,443.06	\$1,519.00
270-360-004-0	29386-2	4	1	8/22/02	7,405	3,113	5	\$2,168.44	\$1,443.06	\$1,519.00
270-360-005-1	29386-2	5	1	8/22/02	7,841	3,165	5	\$2,168.44	\$1,443.06	\$1,519.00
270-360-006-2	29386-2	6	1	8/22/02	7,841	3,165	5	\$2,168.44	\$1,443.06	\$1,519.00

**Community Facilities District No. 7
Riverside Unified School District**

Fiscal Year 2011-2012 Special Tax Levy

<u>Assessor's Parcel Number</u>	<u>Tract</u>	<u>Lot</u>	<u>Number of Units</u>	<u>Permit Date</u>	<u>Lot Size Sq. Ft.</u>	<u>Building Sq. Ft.</u>	<u>Tax Class</u>	<u>FY 2011-12 Expected Maximum Special Tax</u>	<u>FY 2011-12 Special Tax Levy</u>	<u>FY 2010-11 Special Tax Levy</u>
270-360-007-3	29386-2	7	1	8/22/02	7,405	2,916	5	\$2,168.44	\$1,443.06	\$1,519.00
270-360-008-4	29386-2	8	1	8/22/02	6,970	3,113	5	\$2,168.44	\$1,443.06	\$1,519.00
270-360-009-5	29386-2	9	1	8/22/02	6,970	2,648	7	\$1,727.05	\$1,149.32	\$1,209.80
270-360-010-5	29386-2	10	1	8/22/02	7,405	3,113	5	\$2,168.44	\$1,443.06	\$1,519.00
270-360-011-6	29386-2	11	1	8/22/02	7,405	2,916	5	\$2,168.44	\$1,443.06	\$1,519.00
270-360-012-7	29386-2	12	1	8/22/02	7,405	3,113	5	\$2,168.44	\$1,443.06	\$1,519.00
270-360-013-8	29386-2	13	1	8/22/02	8,276	2,648	7	\$1,727.05	\$1,149.32	\$1,209.80
270-360-014-9	29386-2	14	1	8/22/02	7,841	3,165	5	\$2,168.44	\$1,443.06	\$1,519.00
270-360-015-0	29386-2	15	1	8/22/02	7,405	2,648	7	\$1,727.05	\$1,149.32	\$1,209.80
270-360-016-1	29386-2	16	1	8/22/02	10,019	3,165	5	\$2,168.44	\$1,443.06	\$1,519.00
270-360-017-2	29386-2	17	1	8/22/02	10,890	3,113	5	\$2,168.44	\$1,443.06	\$1,519.00
270-360-018-3	29386-2	18	1	4/4/02	11,761	3,113	5	\$2,168.44	\$1,443.06	\$1,519.00
270-360-019-4	29386-2	19	1	4/4/02	8,712	2,940	5	\$2,168.44	\$1,443.06	\$1,519.00
270-360-020-4	29386-2	50	1	8/22/02	9,583	3,165	5	\$2,168.44	\$1,443.06	\$1,519.00
270-360-021-5	29386-2	51	1	8/22/02	10,019	3,113	5	\$2,168.44	\$1,443.06	\$1,519.00
270-360-022-6	29386-2	52	1	5/23/02	8,276	3,113	5	\$2,168.44	\$1,443.06	\$1,519.00
270-360-023-7	29386-2	53	1	5/23/02	7,405	2,940	5	\$2,168.44	\$1,443.06	\$1,519.00
270-360-024-8	29386-2	101	1	5/23/02	8,712	3,113	5	\$2,168.44	\$1,443.06	\$1,519.00
270-360-025-9	29386-2	102	1	5/23/02	7,841	2,648	7	\$1,727.05	\$1,149.32	\$1,209.80
270-360-026-0	29386-2	103	1	5/23/02	7,405	2,940	5	\$2,168.44	\$1,443.06	\$1,519.00
270-360-027-1	29386-2	104	1	5/23/02	7,841	2,940	5	\$2,168.44	\$1,443.06	\$1,519.00
270-360-028-2	29386-2	105	1	8/22/02	7,841	2,648	7	\$1,727.05	\$1,149.32	\$1,209.80
270-360-029-3	29386-2	106	1	8/22/02	8,276	3,165	5	\$2,168.44	\$1,443.06	\$1,519.00
270-360-030-3	29386-2	107	1	8/22/02	10,890	2,648	7	\$1,727.05	\$1,149.32	\$1,209.80
270-360-031-4	29386-2	108	1	8/22/02	10,890	3,113	5	\$2,168.44	\$1,443.06	\$1,519.00
270-360-032-5	29386-2	109	1	8/22/02	11,761	2,916	5	\$2,168.44	\$1,443.06	\$1,519.00
270-360-033-6	29386-2	110	1	8/22/02	12,197	3,113	5	\$2,168.44	\$1,443.06	\$1,519.00
270-360-034-7	29386-2	111	1	8/22/02	7,405	2,648	7	\$1,727.05	\$1,149.32	\$1,209.80
270-360-035-8	29386-2	112	1	8/22/02	7,841	3,165	5	\$2,168.44	\$1,443.06	\$1,519.00
270-360-036-9	29386-2	POR 11	0		0	0	EX	\$0.00	\$0.00	\$0.00
270-360-037-0	29386-2	115	0		0	0	EX	\$0.00	\$0.00	\$0.00
270-360-038-1	29386-2	Private S	0		0	0	EX	\$0.00	\$0.00	\$0.00
270-360-039-2	29386-2	Private S	0		0	0	EX	\$0.00	\$0.00	\$0.00
270-370-001-8	29386-2	20	1	4/4/02	8,712	2,648	7	\$1,727.05	\$1,149.32	\$1,209.80
270-370-002-9	29386-2	21	1	8/22/02	9,148	2,916	5	\$2,168.44	\$1,443.06	\$1,519.00
270-370-003-0	29386-2	22	1	8/22/02	11,326	3,165	5	\$2,168.44	\$1,443.06	\$1,519.00
270-370-004-1	29386-2	23	1	5/21/02	9,148	2,940	5	\$2,168.44	\$1,443.06	\$1,519.00
270-370-005-2	29386-2	24	1	5/21/02	8,712	3,113	5	\$2,168.44	\$1,443.06	\$1,519.00

**Community Facilities District No. 7
Riverside Unified School District**

Fiscal Year 2011-2012 Special Tax Levy

<u>Assessor's Parcel Number</u>	<u>Tract</u>	<u>Lot</u>	<u>Number of Units</u>	<u>Permit Date</u>	<u>Lot Size Sq. Ft.</u>	<u>Building Sq. Ft.</u>	<u>Tax Class</u>	<u>FY 2011-12 Expected Maximum Special Tax</u>	<u>FY 2011-12 Special Tax Levy</u>	<u>FY 2010-11 Special Tax Levy</u>
270-370-006-3	29386-2	25	1	5/21/02	8,712	3,113	5	\$2,168.44	\$1,443.06	\$1,519.00
270-370-007-4	29386-2	26	1	5/21/02	8,712	2,648	7	\$1,727.05	\$1,149.32	\$1,209.80
270-370-008-5	29386-2	42	1	5/22/02	8,712	2,940	5	\$2,168.44	\$1,443.06	\$1,519.00
270-370-009-6	29386-2	43	1	5/22/02	9,148	2,648	7	\$1,727.05	\$1,149.32	\$1,209.80
270-370-010-6	29386-2	44	1	5/22/02	9,583	2,940	5	\$2,168.44	\$1,443.06	\$1,519.00
270-370-011-7	29386-2	45	1	5/22/02	10,019	3,113	5	\$2,168.44	\$1,443.06	\$1,519.00
270-370-012-8	29386-2	46	1	8/22/02	10,019	2,648	7	\$1,727.05	\$1,149.32	\$1,209.80
270-370-013-9	29386-2	47	1	8/22/02	10,454	3,113	5	\$2,168.44	\$1,443.06	\$1,519.00
270-370-014-0	29386-2	48	1	8/22/02	10,454	3,165	5	\$2,168.44	\$1,443.06	\$1,519.00
270-370-015-1	29386-2	49	1	8/22/02	10,890	2,648	7	\$1,727.05	\$1,149.32	\$1,209.80
270-370-016-2	29386-2	54	1	5/23/02	7,841	3,113	5	\$2,168.44	\$1,443.06	\$1,519.00
270-370-017-3	29386-2	55	1	5/23/02	7,841	2,648	7	\$1,727.05	\$1,149.32	\$1,209.80
270-370-018-4	29386-2	56	1	5/23/02	7,841	3,113	5	\$2,168.44	\$1,443.06	\$1,519.00
270-370-019-5	29386-2	57	1	8/22/02	8,276	2,916	5	\$2,168.44	\$1,443.06	\$1,519.00
270-370-020-5	29386-2	58	1	8/22/02	7,841	3,113	5	\$2,168.44	\$1,443.06	\$1,519.00
270-370-021-6	29386-2	59	1	8/22/02	8,276	3,165	5	\$2,168.44	\$1,443.06	\$1,519.00
270-370-022-7	29386-2	60	1	8/22/02	7,405	3,113	5	\$2,168.44	\$1,443.06	\$1,519.00
270-370-023-8	29386-2	61	1	8/22/02	6,970	2,916	5	\$2,168.44	\$1,443.06	\$1,519.00
270-370-024-9	29386-2	62	1	8/22/02	6,970	2,648	7	\$1,727.05	\$1,149.32	\$1,209.80
270-370-025-0	29386-2	83	1	8/22/02	9,148	3,113	5	\$2,168.44	\$1,443.06	\$1,519.00
270-370-026-1	29386-2	84	1	8/22/02	7,841	3,165	5	\$2,168.44	\$1,443.06	\$1,519.00
270-370-027-2	29386-2	85	1	8/22/02	7,405	2,648	7	\$1,727.05	\$1,149.32	\$1,209.80
270-370-028-3	29386-2	86	1	8/22/02	7,405	3,113	5	\$2,168.44	\$1,443.06	\$1,519.00
270-370-029-4	29386-2	87	1	8/22/02	8,276	3,165	5	\$2,168.44	\$1,443.06	\$1,519.00
270-370-030-4	29386-2	88	1	8/22/02	8,276	3,113	5	\$2,168.44	\$1,443.06	\$1,519.00
270-370-031-5	29386-2	89	1	8/22/02	7,405	3,165	5	\$2,168.44	\$1,443.06	\$1,519.00
270-370-032-6	29386-2	90	1	8/22/02	7,405	2,648	7	\$1,727.05	\$1,149.32	\$1,209.80
270-370-033-7	29386-2	91	1	8/22/02	10,019	3,113	5	\$2,168.44	\$1,443.06	\$1,519.00
270-370-034-8	29386-2	92	1	8/22/02	9,583	3,113	5	\$2,168.44	\$1,443.06	\$1,519.00
270-370-035-9	29386-2	93	1	8/22/02	9,148	3,165	5	\$2,168.44	\$1,443.06	\$1,519.00
270-370-036-0	29386-2	94	1	8/22/02	7,405	3,113	5	\$2,168.44	\$1,443.06	\$1,519.00
270-370-037-1	29386-2	95	1	8/22/02	7,841	3,165	5	\$2,168.44	\$1,443.06	\$1,519.00
270-370-038-2	29386-2	96	1	8/22/02	8,276	2,648	7	\$1,727.05	\$1,149.32	\$1,209.80
270-370-039-3	29386-2	97	1	8/22/02	10,454	2,916	5	\$2,168.44	\$1,443.06	\$1,519.00
270-370-040-3	29386-2	98	1	8/22/02	8,276	2,648	7	\$1,727.05	\$1,149.32	\$1,209.80
270-370-041-4	29386-2	99	1	5/23/02	11,326	2,940	5	\$2,168.44	\$1,443.06	\$1,519.00
270-370-042-5	29386-2	100	1	5/23/02	10,454	2,916	5	\$2,168.44	\$1,443.06	\$1,519.00
270-370-043-6	29386-2	POR 11	0		0	0	EX	\$0.00	\$0.00	\$0.00

**Community Facilities District No. 7
Riverside Unified School District**

Fiscal Year 2011-2012 Special Tax Levy

<u>Assessor's Parcel Number</u>	<u>Tract</u>	<u>Lot</u>	<u>Number of Units</u>	<u>Permit Date</u>	<u>Lot Size Sq. Ft.</u>	<u>Building Sq. Ft.</u>	<u>Tax Class</u>	<u>FY 2011-12 Expected Maximum Special Tax</u>	<u>FY 2011-12 Special Tax Levy</u>	<u>FY 2010-11 Special Tax Levy</u>
270-370-044-7	29386-2	Private S	0		0	0	EX	\$0.00	\$0.00	\$0.00
270-370-045-8	29386-2	Private S	0		0	0	EX	\$0.00	\$0.00	\$0.00
270-370-046-9	29386-1	41	1	11/20/02	7,405	2,872	6	\$1,907.34	\$1,269.30	\$1,336.10
270-370-047-0	29386-1	42	1	11/20/02	10,454	2,391	8	\$1,586.55	\$1,055.82	\$1,111.38
270-370-048-1	29386-1	43	1	11/20/02	10,890	3,260	4	\$2,409.66	\$1,603.58	\$1,687.98
270-370-049-2	29386-1	44	1	11/20/02	9,148	2,872	6	\$1,907.34	\$1,269.30	\$1,336.10
270-370-050-2	29386-1	45	1	11/20/02	12,197	3,260	4	\$2,409.66	\$1,603.58	\$1,687.98
270-370-051-3	29386-1	46	1	11/20/02	7,841	2,876	6	\$1,907.34	\$1,269.30	\$1,336.10
270-380-001-9	29386-2	27	1	5/21/02	9,148	3,113	5	\$2,168.44	\$1,443.06	\$1,519.00
270-380-002-0	29386-2	28	1	5/21/02	9,583	2,940	5	\$2,168.44	\$1,443.06	\$1,519.00
270-380-003-1	29386-2	29	1	5/21/02	10,019	2,916	5	\$2,168.44	\$1,443.06	\$1,519.00
270-380-004-2	29386-2	30	1	5/21/02	10,890	3,113	5	\$2,168.44	\$1,443.06	\$1,519.00
270-380-005-3	29386-2	31	1	5/21/02	10,890	2,648	7	\$1,727.05	\$1,149.32	\$1,209.80
270-380-006-4	29386-2	32	1	5/21/02	10,454	2,940	5	\$2,168.44	\$1,443.06	\$1,519.00
270-380-007-5	29386-2	33	1	5/21/02	17,860	3,113	5	\$2,168.44	\$1,443.06	\$1,519.00
270-380-008-6	29386-2	34	1	5/22/02	10,890	3,113	5	\$2,168.44	\$1,443.06	\$1,519.00
270-380-009-7	29386-2	35	1	5/21/02	8,276	2,648	7	\$1,727.05	\$1,149.32	\$1,209.80
270-380-010-7	29386-2	36	1	5/21/02	8,276	3,113	5	\$2,168.44	\$1,443.06	\$1,519.00
270-380-011-8	29386-2	37	1	5/21/02	8,276	2,940	5	\$2,168.44	\$1,443.06	\$1,519.00
270-380-012-9	29386-2	38	1	5/22/02	8,276	2,648	7	\$1,727.05	\$1,149.32	\$1,209.80
270-380-013-0	29386-2	39	1	5/22/02	8,712	3,113	5	\$2,168.44	\$1,443.06	\$1,519.00
270-380-014-1	29386-2	40	1	5/22/02	9,148	2,916	5	\$2,168.44	\$1,443.06	\$1,519.00
270-380-015-2	29386-2	41	1	5/22/02	9,148	3,113	5	\$2,168.44	\$1,443.06	\$1,519.00
270-380-016-3	29386-2	63	1	8/22/02	6,970	3,113	5	\$2,168.44	\$1,443.06	\$1,519.00
270-380-017-4	29386-2	64	1	8/22/02	7,841	3,165	5	\$2,168.44	\$1,443.06	\$1,519.00
270-380-018-5	29386-2	65	1	8/22/02	8,276	3,113	5	\$2,168.44	\$1,443.06	\$1,519.00
270-380-019-6	29386-2	66	1	8/22/02	7,405	2,916	5	\$2,168.44	\$1,443.06	\$1,519.00
270-380-020-6	29386-2	67	1	8/22/02	10,454	3,165	5	\$2,168.44	\$1,443.06	\$1,519.00
270-380-021-7	29386-2	68	1	8/22/02	7,405	3,113	5	\$2,168.44	\$1,443.06	\$1,519.00
270-380-022-8	29386-2	69	1	8/22/02	7,405	3,165	5	\$2,168.44	\$1,443.06	\$1,519.00
270-380-023-9	29386-2	70	1	8/22/02	7,405	3,113	5	\$2,168.44	\$1,443.06	\$1,519.00
270-380-024-0	29386-2	71	1	8/22/02	9,148	2,916	5	\$2,168.44	\$1,443.06	\$1,519.00
270-380-025-1	29386-2	72	1	8/22/02	7,405	3,113	5	\$2,168.44	\$1,443.06	\$1,519.00
270-380-026-2	29386-2	73	1	8/22/02	7,405	3,165	5	\$2,168.44	\$1,443.06	\$1,519.00
270-380-027-3	29386-2	74	1	8/22/02	7,405	2,648	7	\$1,727.05	\$1,149.32	\$1,209.80
270-380-028-4	29386-2	75	1	8/22/02	7,405	3,113	5	\$2,168.44	\$1,443.06	\$1,519.00
270-380-029-5	29386-2	76	1	8/22/02	7,405	2,648	7	\$1,727.05	\$1,149.32	\$1,209.80
270-380-030-5	29386-2	77	1	8/22/02	7,405	2,648	7	\$1,727.05	\$1,149.32	\$1,209.80

**Community Facilities District No. 7
Riverside Unified School District**

Fiscal Year 2011-2012 Special Tax Levy

<u>Assessor's Parcel Number</u>	<u>Tract</u>	<u>Lot</u>	<u>Number of Units</u>	<u>Permit Date</u>	<u>Lot Size Sq. Ft.</u>	<u>Building Sq. Ft.</u>	<u>Tax Class</u>	<u>FY 2011-12 Expected Maximum Special Tax</u>	<u>FY 2011-12 Special Tax Levy</u>	<u>FY 2010-11 Special Tax Levy</u>
270-380-031-6	29386-2	78	1	8/22/02	7,405	3,165	5	\$2,168.44	\$1,443.06	\$1,519.00
270-380-032-7	29386-2	79	1	8/22/02	7,405	2,648	7	\$1,727.05	\$1,149.32	\$1,209.80
270-380-033-8	29386-2	80	1	8/22/02	7,405	3,113	5	\$2,168.44	\$1,443.06	\$1,519.00
270-380-034-9	29386-2	81	1	8/22/02	7,405	2,916	5	\$2,168.44	\$1,443.06	\$1,519.00
270-380-035-0	29386-2	82	1	8/22/02	8,276	3,113	5	\$2,168.44	\$1,443.06	\$1,519.00
270-380-036-1	29386-2	POR 11	0		0	0	EX	\$0.00	\$0.00	\$0.00
270-380-037-2	29386-2	Private S	0		0	0	EX	\$0.00	\$0.00	\$0.00
270-380-038-3	29386-2	Private S	0		0	0	EX	\$0.00	\$0.00	\$0.00
270-380-039-4	29386-2	Private S	0		0	0	EX	\$0.00	\$0.00	\$0.00
270-380-040-4	29386-2	J	0		0	0	EX	\$0.00	\$0.00	\$0.00
270-380-041-5	29386-3	63	1	8/16/02	11,761	3,382	4	\$2,409.66	\$1,603.58	\$1,687.98
270-380-042-6	29386-3	64	1	8/16/02	10,454	3,150	5	\$2,168.44	\$1,443.06	\$1,519.00
270-380-043-7	29386-3	65	1	8/16/02	9,583	3,382	4	\$2,409.66	\$1,603.58	\$1,687.98
270-380-044-8	29386-3	66	1	8/16/02	9,148	2,980	5	\$2,168.44	\$1,443.06	\$1,519.00
270-380-045-9	29386-3	67	1	8/16/02	7,841	3,650	3	\$2,611.09	\$1,737.62	\$1,829.08
270-380-046-0	29386-3	68	1	8/16/02	7,841	3,150	5	\$2,168.44	\$1,443.06	\$1,519.00
270-380-047-1	29386-3	69	1	8/16/02	7,405	2,980	5	\$2,168.44	\$1,443.06	\$1,519.00
270-380-048-2	29386-3	70	1	8/16/02	7,841	3,382	4	\$2,409.66	\$1,603.58	\$1,687.98
270-380-049-3	29386-3	71	1	8/16/02	7,841	3,150	5	\$2,168.44	\$1,443.06	\$1,519.00
270-380-053-6	29386-3	75	1	8/16/02	13,068	3,650	3	\$2,611.09	\$1,737.62	\$1,829.08
270-380-058-1	29386-3	Private S	0		0	0	EX	\$0.00	\$0.00	\$0.00
270-380-059-2	29386-3	72	1	8/16/02	9,148	3,650	3	\$2,611.09	\$1,737.62	\$1,829.08
270-380-061-3	29386-3	104	0		0	0	EX	\$0.00	\$0.00	\$0.00
270-380-064-6	29386-3	73	1	8/16/02	12,197	2,980	5	\$2,168.44	\$1,443.06	\$1,519.00
270-380-065-7	29386-3	74	1	8/16/02	12,632	3,382	4	\$2,409.66	\$1,603.58	\$1,687.98
270-380-069-1	29386-3	76	1	8/16/02	12,197	3,150	5	\$2,168.44	\$1,443.06	\$1,519.00
270-390-001-0	29386-3	15	1	4/12/02	7,405	3,150	5	\$2,168.44	\$1,443.06	\$1,519.00
270-390-002-1	29386-3	16	1	4/12/02	7,405	2,980	5	\$2,168.44	\$1,443.06	\$1,519.00
270-390-003-2	29386-3	17	1	5/10/07	7,405	3,847	2	\$2,740.40	\$1,823.68	\$1,919.66
270-390-004-3	29386-3	18	1	5/10/07	8,712	4,236	1	\$2,971.66	\$1,977.58	\$2,081.66
270-390-005-4	29386-3	19	1	4/12/02	8,276	3,382	4	\$2,409.66	\$1,603.58	\$1,687.98
270-390-006-5	29386-3	20	1	4/12/02	8,276	3,150	5	\$2,168.44	\$1,443.06	\$1,519.00
270-390-007-6	29386-3	21	1	4/12/02	8,276	3,650	3	\$2,611.09	\$1,737.62	\$1,829.08
270-390-008-7	29386-3	22	1	4/12/02	10,019	3,150	5	\$2,168.44	\$1,443.06	\$1,519.00
270-390-009-8	29386-3	23	1	6/19/02	10,454	2,980	5	\$2,168.44	\$1,443.06	\$1,519.00
270-390-010-8	29386-3	24	1	6/19/02	12,632	3,650	3	\$2,611.09	\$1,737.62	\$1,829.08
270-390-011-9	29386-3	25	1	6/19/02	9,148	2,980	5	\$2,168.44	\$1,443.06	\$1,519.00
270-390-012-0	29386-3	26	1	6/19/02	8,712	3,382	4	\$2,409.66	\$1,603.58	\$1,687.98

**Community Facilities District No. 7
Riverside Unified School District**

Fiscal Year 2011-2012 Special Tax Levy

<u>Assessor's Parcel Number</u>	<u>Tract</u>	<u>Lot</u>	<u>Number of Units</u>	<u>Permit Date</u>	<u>Lot Size Sq. Ft.</u>	<u>Building Sq. Ft.</u>	<u>Tax Class</u>	<u>FY 2011-12 Expected Maximum Special Tax</u>	<u>FY 2011-12 Special Tax Levy</u>	<u>FY 2010-11 Special Tax Levy</u>
270-390-013-1	29386-3	27	1	6/19/02	10,019	3,150	5	\$2,168.44	\$1,443.06	\$1,519.00
270-390-014-2	29386-3	28	1	6/19/02	13,504	3,650	3	\$2,611.09	\$1,737.62	\$1,829.08
270-390-015-3	29386-3	29	1	6/19/02	13,939	3,382	4	\$2,409.66	\$1,603.58	\$1,687.98
270-390-016-4	29386-3	30	1	6/19/02	11,326	3,650	3	\$2,611.09	\$1,737.62	\$1,829.08
270-390-017-5	29386-3	31	1	6/19/02	12,197	3,150	5	\$2,168.44	\$1,443.06	\$1,519.00
270-390-018-6	29386-3	32	1	6/19/02	10,454	2,980	5	\$2,168.44	\$1,443.06	\$1,519.00
270-390-019-7	29386-3	33	1	6/19/02	11,761	3,382	4	\$2,409.66	\$1,603.58	\$1,687.98
270-390-020-7	29386-3	34	1	4/12/02	12,197	3,650	3	\$2,611.09	\$1,737.62	\$1,829.08
270-390-021-8	29386-3	35	1	4/12/02	9,583	3,382	4	\$2,409.66	\$1,603.58	\$1,687.98
270-390-022-9	29386-3	36	1	4/12/02	9,583	3,150	5	\$2,168.44	\$1,443.06	\$1,519.00
270-390-023-0	29386-3	37	1	4/12/02	8,712	2,980	5	\$2,168.44	\$1,443.06	\$1,519.00
270-390-024-1	29386-3	38	1	8/9/02	8,712	3,650	3	\$2,611.09	\$1,737.62	\$1,829.08
270-390-025-2	29386-3	39	1	8/9/02	8,712	3,150	5	\$2,168.44	\$1,443.06	\$1,519.00
270-390-026-3	29386-3	40	1	8/9/02	8,276	3,382	4	\$2,409.66	\$1,603.58	\$1,687.98
270-390-027-4	29386-3	41	1	8/9/02	8,276	2,980	5	\$2,168.44	\$1,443.06	\$1,519.00
270-390-028-5	29386-3	42	1	8/9/02	8,276	3,650	3	\$2,611.09	\$1,737.62	\$1,829.08
270-390-029-6	29386-3	43	1	8/9/02	8,276	3,382	4	\$2,409.66	\$1,603.58	\$1,687.98
270-390-030-6	29386-3	44	1	8/9/02	7,841	3,150	5	\$2,168.44	\$1,443.06	\$1,519.00
270-390-031-7	29386-3	45	1	8/9/02	9,148	2,980	5	\$2,168.44	\$1,443.06	\$1,519.00
270-390-032-8	29386-3	46	1	8/9/02	12,632	3,650	3	\$2,611.09	\$1,737.62	\$1,829.08
270-390-033-9	29386-3	47	1	8/9/02	12,632	3,382	4	\$2,409.66	\$1,603.58	\$1,687.98
270-390-034-0	29386-3	48	1	8/9/02	14,810	3,150	5	\$2,168.44	\$1,443.06	\$1,519.00
270-390-035-1	29386-3	49	1	8/9/02	9,583	3,650	3	\$2,611.09	\$1,737.62	\$1,829.08
270-390-036-2	29386-3	50	1	8/9/02	7,841	3,382	4	\$2,409.66	\$1,603.58	\$1,687.98
270-390-037-3	29386-3	51	1	8/9/02	8,712	2,980	5	\$2,168.44	\$1,443.06	\$1,519.00
270-390-038-4	29386-3	52	1	8/9/02	7,405	3,150	5	\$2,168.44	\$1,443.06	\$1,519.00
270-390-039-5	29386-3	53	1	8/9/02	7,405	3,382	4	\$2,409.66	\$1,603.58	\$1,687.98
270-390-040-5	29386-3	54	1	8/9/02	7,405	3,650	3	\$2,611.09	\$1,737.62	\$1,829.08
270-390-041-6	29386-3	55	1	8/9/02	7,405	3,150	5	\$2,168.44	\$1,443.06	\$1,519.00
270-390-042-7	29386-3	56	1	8/9/02	7,841	2,980	5	\$2,168.44	\$1,443.06	\$1,519.00
270-390-043-8	29386-3	88	1	3/5/02	12,197	3,650	3	\$2,611.09	\$1,737.62	\$1,829.08
270-390-044-9	29386-3	89	1	3/5/02	9,583	3,150	5	\$2,168.44	\$1,443.06	\$1,519.00
270-390-045-0	29386-3	90	1	3/5/02	10,890	3,650	3	\$2,611.09	\$1,737.62	\$1,829.08
270-390-046-1	29386-3	91	1	4/12/02	9,583	2,980	5	\$2,168.44	\$1,443.06	\$1,519.00
270-390-047-2	29386-3	92	1	4/12/02	8,712	3,150	5	\$2,168.44	\$1,443.06	\$1,519.00
270-390-048-3	29386-3	93	1	4/12/02	9,583	3,650	3	\$2,611.09	\$1,737.62	\$1,829.08
270-390-049-4	29386-3	94	1	8/9/02	8,276	3,382	4	\$2,409.66	\$1,603.58	\$1,687.98
270-390-050-4	29386-3	95	1	8/9/02	7,841	2,980	5	\$2,168.44	\$1,443.06	\$1,519.00

**Community Facilities District No. 7
Riverside Unified School District**

Fiscal Year 2011-2012 Special Tax Levy

<u>Assessor's Parcel Number</u>	<u>Tract</u>	<u>Lot</u>	<u>Number of Units</u>	<u>Permit Date</u>	<u>Lot Size Sq. Ft.</u>	<u>Building Sq. Ft.</u>	<u>Tax Class</u>	<u>FY 2011-12 Expected Maximum Special Tax</u>	<u>FY 2011-12 Special Tax Levy</u>	<u>FY 2010-11 Special Tax Levy</u>
270-390-051-5	29386-3	96	1	8/9/02	7,405	3,650	3	\$2,611.09	\$1,737.62	\$1,829.08
270-390-052-6	29386-3	97	1	8/9/02	7,405	3,150	5	\$2,168.44	\$1,443.06	\$1,519.00
270-390-053-7	29386-3	98	1	8/9/02	7,841	2,980	5	\$2,168.44	\$1,443.06	\$1,519.00
270-390-054-8	29386-3	99	1	8/9/02	9,148	3,382	4	\$2,409.66	\$1,603.58	\$1,687.98
270-390-056-0	29386-3	103	0		0	0	EX	\$0.00	\$0.00	\$0.00
270-390-057-1	29386-3	Private S	0		0	0	EX	\$0.00	\$0.00	\$0.00
270-400-001-0	29386-3	3	1	10/18/01	12,197	3,150	5	\$2,168.44	\$1,443.06	\$1,519.00
270-400-002-1	29386-3	4	1	10/18/01	10,890	2,980	5	\$2,168.44	\$1,443.06	\$1,519.00
270-400-003-2	29386-3	5	1	9/27/02	10,890	2,980	5	\$2,168.44	\$1,443.06	\$1,519.00
270-400-004-3	29386-3	6	1	9/27/02	12,632	3,150	5	\$2,168.44	\$1,443.06	\$1,519.00
270-400-005-4	29386-3	7	1	9/27/02	10,454	3,382	4	\$2,409.66	\$1,603.58	\$1,687.98
270-400-006-5	29386-3	8	1	3/5/02	12,197	3,382	4	\$2,409.66	\$1,603.58	\$1,687.98
270-400-007-6	29386-3	9	1	3/5/02	12,632	2,980	5	\$2,168.44	\$1,443.06	\$1,519.00
270-400-008-7	29386-3	10	1	3/5/02	10,890	3,150	5	\$2,168.44	\$1,443.06	\$1,519.00
270-400-009-8	29386-3	11	1	3/5/02	14,375	2,980	5	\$2,168.44	\$1,443.06	\$1,519.00
270-400-010-8	29386-3	12	1	3/5/02	12,632	3,150	5	\$2,168.44	\$1,443.06	\$1,519.00
270-400-011-9	29386-3	13	1	3/5/02	10,019	3,650	3	\$2,611.09	\$1,737.62	\$1,829.08
270-400-012-0	29386-3	14	1	3/5/02	7,841	3,382	4	\$2,409.66	\$1,603.58	\$1,687.98
270-400-014-2	29386-3	58	1	8/16/02	7,841	3,650	3	\$2,611.09	\$1,737.62	\$1,829.08
270-400-015-3	29386-3	59	1	8/16/02	8,712	3,382	4	\$2,409.66	\$1,603.58	\$1,687.98
270-400-016-4	29386-3	60	1	8/16/02	9,148	2,980	5	\$2,168.44	\$1,443.06	\$1,519.00
270-400-017-5	29386-3	61	1	8/16/02	12,197	3,150	5	\$2,168.44	\$1,443.06	\$1,519.00
270-400-018-6	29386-3	62	1	8/16/02	11,761	3,650	3	\$2,611.09	\$1,737.62	\$1,829.08
270-400-019-7	29386-3	77	1	9/27/02	8,712	2,980	5	\$2,168.44	\$1,443.06	\$1,519.00
270-400-020-7	29386-3	78	1	9/27/02	10,019	3,650	3	\$2,611.09	\$1,737.62	\$1,829.08
270-400-021-8	29386-3	79	1	9/27/02	10,454	3,382	4	\$2,409.66	\$1,603.58	\$1,687.98
270-400-022-9	29386-3	80	1	9/27/02	10,019	2,980	5	\$2,168.44	\$1,443.06	\$1,519.00
270-400-023-0	29386-3	81	1	9/27/02	10,454	3,650	3	\$2,611.09	\$1,737.62	\$1,829.08
270-400-024-1	29386-3	82	1	9/27/02	10,019	3,150	5	\$2,168.44	\$1,443.06	\$1,519.00
270-400-025-2	29386-3	83	1	3/5/02	15,682	3,650	3	\$2,611.09	\$1,737.62	\$1,829.08
270-400-026-3	29386-3	84	1	3/5/02	10,454	3,382	4	\$2,409.66	\$1,603.58	\$1,687.98
270-400-027-4	29386-3	85	1	3/5/02	7,841	2,980	5	\$2,168.44	\$1,443.06	\$1,519.00
270-400-028-5	29386-3	86	1	3/5/02	12,197	3,650	3	\$2,611.09	\$1,737.62	\$1,829.08
270-400-029-6	29386-3	87	1	3/5/02	9,148	3,382	4	\$2,409.66	\$1,603.58	\$1,687.98
270-400-030-6	29386-3	100	1	8/9/02	9,148	2,980	5	\$2,168.44	\$1,443.06	\$1,519.00
270-400-031-7	29386-3	POR 10	0		0	0	EX	\$0.00	\$0.00	\$0.00
270-400-035-1	29386-1	11	1	1/30/03	10,454	2,391	8	\$1,586.55	\$1,055.82	\$1,111.38
270-400-036-2	29386-1	12	1	1/30/03	10,890	3,260	4	\$2,409.66	\$1,603.58	\$1,687.98

**Community Facilities District No. 7
Riverside Unified School District**

Fiscal Year 2011-2012 Special Tax Levy

<u>Assessor's Parcel Number</u>	<u>Tract</u>	<u>Lot</u>	<u>Number of Units</u>	<u>Permit Date</u>	<u>Lot Size Sq. Ft.</u>	<u>Building Sq. Ft.</u>	<u>Tax Class</u>	<u>FY 2011-12 Expected Maximum Special Tax</u>	<u>FY 2011-12 Special Tax Levy</u>	<u>FY 2010-11 Special Tax Levy</u>
270-400-037-3	29386-1	13	1	1/30/03	10,890	2,391	8	\$1,586.55	\$1,055.82	\$1,111.38
270-400-038-4	29386-1	14	1	1/30/03	10,890	2,872	6	\$1,907.34	\$1,269.30	\$1,336.10
270-400-039-5	29386-1	15	1	1/30/03	10,890	3,260	4	\$2,409.66	\$1,603.58	\$1,687.98
270-400-040-5	29386-1	16	1	1/30/03	10,890	2,391	8	\$1,586.55	\$1,055.82	\$1,111.38
270-400-041-6	29386-1	17	1	1/30/03	10,019	2,872	6	\$1,907.34	\$1,269.30	\$1,336.10
270-400-042-7	29386-1	18	1	1/30/03	9,583	2,391	8	\$1,586.55	\$1,055.82	\$1,111.38
270-400-043-8	29386-1	19	1	11/20/02	11,326	2,872	6	\$1,907.34	\$1,269.30	\$1,336.10
270-400-044-9	29386-1	20	1	11/20/02	7,405	2,391	8	\$1,586.55	\$1,055.82	\$1,111.38
270-400-045-0	29386-1	21	1	11/20/02	7,405	3,260	4	\$2,409.66	\$1,603.58	\$1,687.98
270-400-046-1	29386-1	22	1	11/20/02	7,405	2,872	6	\$1,907.34	\$1,269.30	\$1,336.10
270-400-047-2	29386-1	23	1	1/30/03	7,405	2,391	8	\$1,586.55	\$1,055.82	\$1,111.38
270-400-048-3	29386-1	24	1	1/30/03	7,405	2,872	6	\$1,907.34	\$1,269.30	\$1,336.10
270-400-049-4	29386-1	25	1	1/30/03	7,405	2,391	8	\$1,586.55	\$1,055.82	\$1,111.38
270-400-050-4	29386-1	26	1	1/30/03	7,405	3,260	4	\$2,409.66	\$1,603.58	\$1,687.98
270-400-051-5	29386-1	27	1	1/30/03	7,405	2,872	6	\$1,907.34	\$1,269.30	\$1,336.10
270-400-052-6	29386-1	28	1	1/30/03	6,970	2,872	6	\$1,907.34	\$1,269.30	\$1,336.10
270-400-053-7	29386-1	29	1	1/30/03	7,405	3,260	4	\$2,409.66	\$1,603.58	\$1,687.98
270-400-054-8	29386-1	30	1	1/30/03	6,970	2,872	6	\$1,907.34	\$1,269.30	\$1,336.10
270-400-055-9	29386-1	31	1	1/30/03	7,405	2,391	8	\$1,586.55	\$1,055.82	\$1,111.38
270-400-056-0	29386-1	32	1	1/30/03	7,405	3,260	4	\$2,409.66	\$1,603.58	\$1,687.98
270-400-057-1	29386-1	33	1	11/20/02	7,405	2,872	6	\$1,907.34	\$1,269.30	\$1,336.10
270-400-058-2	29386-1	34	1	11/20/02	8,276	3,260	4	\$2,409.66	\$1,603.58	\$1,687.98
270-400-059-3	29386-1	35	1	11/20/02	10,019	3,260	4	\$2,409.66	\$1,603.58	\$1,687.98
270-400-060-3	29386-1	36	1	10/21/02	9,583	2,872	6	\$1,907.34	\$1,269.30	\$1,336.10
270-400-061-4	29386-1	37	1	10/21/02	8,276	2,391	8	\$1,586.55	\$1,055.82	\$1,111.38
270-400-062-5	29386-1	38	1	10/21/02	6,970	2,872	6	\$1,907.34	\$1,269.30	\$1,336.10
270-400-063-6	29386-1	39	1	10/21/02	6,970	3,260	4	\$2,409.66	\$1,603.58	\$1,687.98
270-400-064-7	29386-1	40	1	11/20/02	6,970	2,391	8	\$1,586.55	\$1,055.82	\$1,111.38
270-400-065-8	29386-1	47	1	11/20/02	9,148	2,872	6	\$1,907.34	\$1,269.30	\$1,336.10
270-400-066-9	29386-1	48	1	11/20/02	10,890	2,391	8	\$1,586.55	\$1,055.82	\$1,111.38
270-400-067-0	29386-1	49	1	10/21/02	13,068	3,260	4	\$2,409.66	\$1,603.58	\$1,687.98
270-400-068-1	29386-1	50	1	10/21/02	8,276	2,391	8	\$1,586.55	\$1,055.82	\$1,111.38
270-400-069-2	29386-1	51	1	10/21/02	7,405	2,872	6	\$1,907.34	\$1,269.30	\$1,336.10
270-400-070-2	29386-1	79	1	10/21/02	7,405	2,391	8	\$1,586.55	\$1,055.82	\$1,111.38
270-400-071-3	29386-1	80	1	10/21/02	6,970	3,260	4	\$2,409.66	\$1,603.58	\$1,687.98
270-400-072-4	29386-1	81	1	11/20/02	6,970	2,391	8	\$1,586.55	\$1,055.82	\$1,111.38
270-400-073-5	29386-1	82	1	11/20/02	6,970	2,872	6	\$1,907.34	\$1,269.30	\$1,336.10
270-400-074-6	29386-1	83	1	11/20/02	6,970	3,260	4	\$2,409.66	\$1,603.58	\$1,687.98

**Community Facilities District No. 7
Riverside Unified School District**

Fiscal Year 2011-2012 Special Tax Levy

<u>Assessor's Parcel Number</u>	<u>Tract</u>	<u>Lot</u>	<u>Number of Units</u>	<u>Permit Date</u>	<u>Lot Size Sq. Ft.</u>	<u>Building Sq. Ft.</u>	<u>Tax Class</u>	<u>FY 2011-12 Expected Maximum Special Tax</u>	<u>FY 2011-12 Special Tax Levy</u>	<u>FY 2010-11 Special Tax Levy</u>
270-400-075-7	29386-1	84	1	11/20/02	8,276	2,872	6	\$1,907.34	\$1,269.30	\$1,336.10
270-400-076-8	29386-1	85	1	1/30/03	16,988	2,391	8	\$1,586.55	\$1,055.82	\$1,111.38
270-400-077-9	29386-1	86	1	1/30/03	10,890	2,872	6	\$1,907.34	\$1,269.30	\$1,336.10
270-400-078-0	29386-1	87	1	1/30/03	10,454	2,872	6	\$1,907.34	\$1,269.30	\$1,336.10
270-400-079-1	29386-1	Private S	0		0	0	EX	\$0.00	\$0.00	\$0.00
270-400-081-2	29386-3	Private S	0		0	0	EX	\$0.00	\$0.00	\$0.00
270-400-083-4	PM3119	1	1	12/8/04	7,405	3,428	4	\$2,409.66	\$1,603.58	\$1,687.98
270-400-084-5	PM3119	2	1	12/8/04	11,326	3,920	2	\$2,740.40	\$1,823.68	\$1,919.66
270-410-001-1	29386-3	1	1	10/18/01	8,276	3,650	3	\$2,611.09	\$1,737.62	\$1,829.08
270-410-002-2	29386-3	2	1	10/18/01	8,712	3,382	4	\$2,409.66	\$1,603.58	\$1,687.98
270-410-003-3	29386-3	POR 10	0		0	0	EX	\$0.00	\$0.00	\$0.00
270-410-004-4	29386-3	Private S	0		0	0	EX	\$0.00	\$0.00	\$0.00
270-410-005-5	29386-1	1	1	4/8/02	7,405	2,391	8	\$1,586.55	\$1,055.82	\$1,111.38
270-410-006-6	29386-1	2	1	4/8/02	7,405	3,044	5	\$2,168.44	\$1,443.06	\$1,519.00
270-410-007-7	29386-1	3	1	4/8/02	7,841	3,260	4	\$2,409.66	\$1,603.58	\$1,687.98
270-410-008-8	29386-1	4	1	4/26/02	7,841	3,044	5	\$2,168.44	\$1,443.06	\$1,519.00
270-410-009-9	29386-1	5	1	4/26/02	8,276	3,260	4	\$2,409.66	\$1,603.58	\$1,687.98
270-410-010-9	29386-1	6	1	4/26/02	8,276	3,260	4	\$2,409.66	\$1,603.58	\$1,687.98
270-410-011-0	29386-1	7	1	4/26/02	8,712	2,501	7	\$1,727.05	\$1,149.32	\$1,209.80
270-410-012-1	29386-1	8	1	4/26/02	8,712	3,044	5	\$2,168.44	\$1,443.06	\$1,519.00
270-410-013-2	29386-1	9	1	1/30/03	12,197	3,260	4	\$2,409.66	\$1,603.58	\$1,687.98
270-410-014-3	29386-1	10	1	1/30/03	10,454	2,872	6	\$1,907.34	\$1,269.30	\$1,336.10
270-410-015-4	29386-1	52	1	10/21/02	8,276	2,391	8	\$1,586.55	\$1,055.82	\$1,111.38
270-410-016-5	29386-1	53	1	10/21/02	10,019	2,872	6	\$1,907.34	\$1,269.30	\$1,336.10
270-410-017-6	29386-1	54	1	10/21/02	9,148	3,260	4	\$2,409.66	\$1,603.58	\$1,687.98
270-410-018-7	29386-1	55	1	10/21/02	9,583	2,872	6	\$1,907.34	\$1,269.30	\$1,336.10
270-410-019-8	29386-1	56	1	7/5/02	10,019	3,260	4	\$2,409.66	\$1,603.58	\$1,687.98
270-410-020-8	29386-1	57	1	7/5/02	10,454	2,501	7	\$1,727.05	\$1,149.32	\$1,209.80
270-410-021-9	29386-1	58	1	7/5/02	10,454	3,260	4	\$2,409.66	\$1,603.58	\$1,687.98
270-410-022-0	29386-1	59	1	7/5/02	9,148	2,391	8	\$1,586.55	\$1,055.82	\$1,111.38
270-410-023-1	29386-1	60	1	7/5/02	8,712	3,044	5	\$2,168.44	\$1,443.06	\$1,519.00
270-410-024-2	29386-1	61	1	6/27/02	8,276	3,260	4	\$2,409.66	\$1,603.58	\$1,687.98
270-410-025-3	29386-1	62	1	6/27/02	8,276	2,391	8	\$1,586.55	\$1,055.82	\$1,111.38
270-410-026-4	29386-1	69	1	6/27/02	6,970	2,872	6	\$1,907.34	\$1,269.30	\$1,336.10
270-410-027-5	29386-1	70	1	7/5/02	6,970	3,260	4	\$2,409.66	\$1,603.58	\$1,687.98
270-410-028-6	29386-1	71	1	7/5/02	6,970	3,044	5	\$2,168.44	\$1,443.06	\$1,519.00
270-410-029-7	29386-1	72	1	7/5/02	6,970	3,260	4	\$2,409.66	\$1,603.58	\$1,687.98
270-410-030-7	29386-1	73	1	7/5/02	6,970	3,260	4	\$2,409.66	\$1,603.58	\$1,687.98

**Community Facilities District No. 7
Riverside Unified School District**

Fiscal Year 2011-2012 Special Tax Levy

<u>Assessor's Parcel Number</u>	<u>Tract</u>	<u>Lot</u>	<u>Number of Units</u>	<u>Permit Date</u>	<u>Lot Size Sq. Ft.</u>	<u>Building Sq. Ft.</u>	<u>Tax Class</u>	<u>FY 2011-12 Expected Maximum Special Tax</u>	<u>FY 2011-12 Special Tax Levy</u>	<u>FY 2010-11 Special Tax Levy</u>
270-410-031-8	29386-1	74	1	10/21/02	7,405	3,260	4	\$2,409.66	\$1,603.58	\$1,687.98
270-410-032-9	29386-1	75	1	10/21/02	7,405	3,260	4	\$2,409.66	\$1,603.58	\$1,687.98
270-410-033-0	29386-1	76	1	10/21/02	6,970	2,872	6	\$1,907.34	\$1,269.30	\$1,336.10
270-410-034-1	29386-1	77	1	10/21/02	7,405	2,391	8	\$1,586.55	\$1,055.82	\$1,111.38
270-410-035-2	29386-1	78	1	10/21/02	7,405	2,872	6	\$1,907.34	\$1,269.30	\$1,336.10
270-410-036-3	29386-1	88	1	4/26/02	10,890	2,391	8	\$1,586.55	\$1,055.82	\$1,111.38
270-410-037-4	29386-1	89	1	4/26/02	11,326	3,260	4	\$2,409.66	\$1,603.58	\$1,687.98
270-410-038-5	29386-1	90	1	4/26/02	11,326	3,044	5	\$2,168.44	\$1,443.06	\$1,519.00
270-410-039-6	29386-1	91	1	4/26/02	11,326	3,260	4	\$2,409.66	\$1,603.58	\$1,687.98
270-410-040-6	29386-1	92	1	4/26/02	11,326	2,391	8	\$1,586.55	\$1,055.82	\$1,111.38
270-410-041-7	29386-1	93	1	4/26/02	10,890	3,260	4	\$2,409.66	\$1,603.58	\$1,687.98
270-410-042-8	29386-1	94	1	4/9/02	10,890	3,260	4	\$2,409.66	\$1,603.58	\$1,687.98
270-410-043-9	29386-1	95	1	4/8/02	10,019	3,044	5	\$2,168.44	\$1,443.06	\$1,519.00
270-410-044-0	29386-1	96	1	4/8/02	9,583	3,260	4	\$2,409.66	\$1,603.58	\$1,687.98
270-410-045-1	29386-1	97	1	4/8/02	10,454	3,044	5	\$2,168.44	\$1,443.06	\$1,519.00
270-410-046-2	29386-1	98	1	4/8/02	10,454	2,391	8	\$1,586.55	\$1,055.82	\$1,111.38
270-410-047-3	29386-1	117	1	7/17/03	14,810	3,603	3	\$2,611.09	\$1,737.62	\$1,829.08
270-410-048-4	29386-1	118	1	7/17/03	13,504	4,327	1	\$2,971.66	\$1,977.58	\$2,081.66
270-410-049-5	29386-1	119	1	7/17/03	8,712	3,428	4	\$2,409.66	\$1,603.58	\$1,687.98
270-410-050-5	29386-1	120	0		0	0	EX	\$0.00	\$0.00	\$0.00
270-410-051-6	29386-1	121	1	7/17/03	39,640	3,428	4	\$2,409.66	\$1,603.58	\$1,687.98
270-410-052-7	29386-1	124	0		0	0	EX	\$0.00	\$0.00	\$0.00
270-410-053-8	29386-1	125	0		0	0	EX	\$0.00	\$0.00	\$0.00
270-410-054-9	29386-1	Private S	0		0	0	EX	\$0.00	\$0.00	\$0.00
270-410-055-0	29386-1	Private S	0		0	0	EX	\$0.00	\$0.00	\$0.00
270-410-056-1	29386-1	Private S	0		0	0	EX	\$0.00	\$0.00	\$0.00
270-420-001-2	29386-1	63	1	6/27/02	7,841	3,260	4	\$2,409.66	\$1,603.58	\$1,687.98
270-420-002-3	29386-1	64	1	6/27/02	6,970	2,872	6	\$1,907.34	\$1,269.30	\$1,336.10
270-420-003-4	29386-1	65	1	6/27/02	7,405	2,391	8	\$1,586.55	\$1,055.82	\$1,111.38
270-420-004-5	29386-1	66	1	6/27/02	6,970	3,448	4	\$2,409.66	\$1,603.58	\$1,687.98
270-420-005-6	29386-1	67	1	6/27/02	7,405	2,501	7	\$1,727.05	\$1,149.32	\$1,209.80
270-420-006-7	29386-1	68	1	6/27/02	6,970	3,260	4	\$2,409.66	\$1,603.58	\$1,687.98
270-420-007-8	29386-1	99	1	4/8/02	10,890	3,260	4	\$2,409.66	\$1,603.58	\$1,687.98
270-420-008-9	29386-1	100	1	1/30/03	10,019	2,391	8	\$1,586.55	\$1,055.82	\$1,111.38
270-420-009-0	29386-1	101	1	1/30/03	10,890	3,260	4	\$2,409.66	\$1,603.58	\$1,687.98
270-420-010-0	29386-1	102	1	1/30/03	10,454	2,391	8	\$1,586.55	\$1,055.82	\$1,111.38
270-420-011-1	29386-1	103	1	1/30/03	11,326	3,260	4	\$2,409.66	\$1,603.58	\$1,687.98
270-420-012-2	29386-1	104	1	1/30/03	7,405	2,872	6	\$1,907.34	\$1,269.30	\$1,336.10

**Community Facilities District No. 7
Riverside Unified School District**

Fiscal Year 2011-2012 Special Tax Levy

<u>Assessor's Parcel Number</u>	<u>Tract</u>	<u>Lot</u>	<u>Number of Units</u>	<u>Permit Date</u>	<u>Lot Size Sq. Ft.</u>	<u>Building Sq. Ft.</u>	<u>Tax Class</u>	<u>FY 2011-12 Expected Maximum Special Tax</u>	<u>FY 2011-12 Special Tax Levy</u>	<u>FY 2010-11 Special Tax Levy</u>
270-420-013-3	29386-1	105	1	1/30/03	7,405	2,872	6	\$1,907.34	\$1,269.30	\$1,336.10
270-420-014-4	29386-1	106	1	7/28/03	9,148	2,391	8	\$1,586.55	\$1,055.82	\$1,111.38
270-420-015-5	29386-1	107	1	2/11/02	8,276	3,448	4	\$2,409.66	\$1,603.58	\$1,687.98
270-420-016-6	29386-1	108	1	2/11/02	11,326	3,044	5	\$2,168.44	\$1,443.06	\$1,519.00
270-420-017-7	29386-1	109	1	2/11/02	11,326	2,501	7	\$1,727.05	\$1,149.32	\$1,209.80
270-420-018-8	29386-1	110	1	1/30/03	9,583	3,260	4	\$2,409.66	\$1,603.58	\$1,687.98
270-420-019-9	29386-1	111	1	1/30/03	9,148	2,872	6	\$1,907.34	\$1,269.30	\$1,336.10
270-420-020-9	29386-1	112	1	1/30/03	7,841	2,872	6	\$1,907.34	\$1,269.30	\$1,336.10
270-420-021-0	29386-1	113	1	1/30/03	8,276	3,260	4	\$2,409.66	\$1,603.58	\$1,687.98
270-420-022-1	29386-1	114	1	4/8/02	9,148	2,501	7	\$1,727.05	\$1,149.32	\$1,209.80
270-420-023-2	29386-1	115	1	7/17/03	20,038	3,569	4	\$2,409.66	\$1,603.58	\$1,687.98
270-420-024-3	29386-1	116	1	7/17/03	22,216	3,858	2	\$2,740.40	\$1,823.68	\$1,919.66
270-420-025-4	29386-1	123	0		0	0	EX	\$0.00	\$0.00	\$0.00
270-420-026-5	29386-1	Private S	0		0	0	EX	\$0.00	\$0.00	\$0.00
270-420-027-6	29386-1	Private S	0		0	0	EX	\$0.00	\$0.00	\$0.00
270-420-028-7	29386-1	I	0		0	0	EX	\$0.00	\$0.00	\$0.00
270-430-001-3	29372	1	1	6/4/03	10,019	2,940	5	\$2,168.44	\$1,443.06	\$1,519.00
270-430-002-4	29372	2	1	6/4/03	10,454	3,164	5	\$2,168.44	\$1,443.06	\$1,519.00
270-430-003-5	29372	3	1	6/4/03	10,454	2,625	7	\$1,727.05	\$1,149.32	\$1,209.80
270-430-004-6	29372	4	1	6/4/03	10,454	3,164	5	\$2,168.44	\$1,443.06	\$1,519.00
270-430-005-7	29372	5	1	2/7/03	10,454	2,940	5	\$2,168.44	\$1,443.06	\$1,519.00
270-430-006-8	29372	6	1	2/7/03	11,761	2,625	7	\$1,727.05	\$1,149.32	\$1,209.80
270-430-007-9	29372	7	1	2/7/03	10,019	3,164	5	\$2,168.44	\$1,443.06	\$1,519.00
270-430-008-0	29372	8	1	2/7/03	9,583	2,625	7	\$1,727.05	\$1,149.32	\$1,209.80
270-430-009-1	29372	9	1	2/7/03	9,148	2,940	5	\$2,168.44	\$1,443.06	\$1,519.00
270-430-010-1	29372	10	1	2/7/03	9,583	2,625	7	\$1,727.05	\$1,149.32	\$1,209.80
270-430-011-2	29372	11	1	2/7/03	8,712	2,803	6	\$1,907.34	\$1,269.30	\$1,336.10
270-430-012-3	29372	12	1	2/7/03	8,276	3,887	2	\$2,740.40	\$1,823.68	\$1,919.66
270-430-013-4	29372	13	1	2/7/03	10,890	3,398	4	\$2,409.66	\$1,603.58	\$1,687.98
270-430-014-5	29372	14	1	2/7/03	10,454	2,625	7	\$1,727.05	\$1,149.32	\$1,209.80
270-430-015-6	29372	15	1	2/7/03	12,632	2,940	5	\$2,168.44	\$1,443.06	\$1,519.00
270-430-016-7	29372	16	1	2/7/03	12,632	2,940	5	\$2,168.44	\$1,443.06	\$1,519.00
270-430-017-8	29372	17	1	2/7/03	8,276	2,625	7	\$1,727.05	\$1,149.32	\$1,209.80
270-430-018-9	29372	18	1	2/7/03	8,276	2,940	5	\$2,168.44	\$1,443.06	\$1,519.00
270-430-019-0	29372	19	1	2/7/03	11,761	3,164	5	\$2,168.44	\$1,443.06	\$1,519.00
270-430-020-0	29372	20	1	2/7/03	11,761	2,940	5	\$2,168.44	\$1,443.06	\$1,519.00
270-430-021-1	29372	21	1	2/7/03	9,148	2,625	7	\$1,727.05	\$1,149.32	\$1,209.80
270-430-022-2	29372	22	1	2/7/03	9,148	2,940	5	\$2,168.44	\$1,443.06	\$1,519.00

**Community Facilities District No. 7
Riverside Unified School District**

Fiscal Year 2011-2012 Special Tax Levy

<u>Assessor's Parcel Number</u>	<u>Tract</u>	<u>Lot</u>	<u>Number of Units</u>	<u>Permit Date</u>	<u>Lot Size Sq. Ft.</u>	<u>Building Sq. Ft.</u>	<u>Tax Class</u>	<u>FY 2011-12 Expected Maximum Special Tax</u>	<u>FY 2011-12 Special Tax Levy</u>	<u>FY 2010-11 Special Tax Levy</u>
270-430-023-3	29372	23	1	2/7/03	9,148	2,625	7	\$1,727.05	\$1,149.32	\$1,209.80
270-430-024-4	29372	24	0		0	0	EX	\$0.00	\$0.00	\$0.00
270-440-001-4	29386	1	1	4/6/05	10,890	3,866	2	\$2,740.40	\$1,823.68	\$1,919.66
270-440-002-5	29386	2	1	4/6/05	13,068	3,603	3	\$2,611.09	\$1,737.62	\$1,829.08
270-440-003-6	29386	3	1	5/14/03	11,326	3,569	4	\$2,409.66	\$1,603.58	\$1,687.98
270-440-004-7	29386	4	1	5/14/03	10,890	3,858	2	\$2,740.40	\$1,823.68	\$1,919.66
270-440-005-8	29386	5	1	5/14/03	10,890	4,266	1	\$2,971.66	\$1,977.58	\$2,081.66
270-440-006-9	29386	6	1	10/28/04	11,326	3,603	3	\$2,611.09	\$1,737.62	\$1,829.08
270-440-007-0	29386	7	1	5/14/03	11,326	3,866	2	\$2,740.40	\$1,823.68	\$1,919.66
270-440-008-1	29386	8	1	5/14/03	11,326	3,428	4	\$2,409.66	\$1,603.58	\$1,687.98
270-440-009-2	29386	9	1	5/14/03	10,454	3,866	2	\$2,740.40	\$1,823.68	\$1,919.66
270-440-010-2	29386	10	1	5/14/03	11,761	3,866	2	\$2,740.40	\$1,823.68	\$1,919.66
270-440-011-3	29386	11	1	5/14/03	12,632	3,428	4	\$2,409.66	\$1,603.58	\$1,687.98
270-440-012-4	29386	12	1	10/28/04	13,504	3,866	2	\$2,740.40	\$1,823.68	\$1,919.66
270-440-013-5	29386	13	1	10/28/04	17,860	3,428	4	\$2,409.66	\$1,603.58	\$1,687.98
270-440-014-6	29386	14	1	10/28/04	16,117	3,603	3	\$2,611.09	\$1,737.62	\$1,829.08
270-440-015-7	29386	15	1	10/28/04	11,326	3,866	2	\$2,740.40	\$1,823.68	\$1,919.66
270-440-016-8	29386	16	1	10/28/04	11,326	3,428	4	\$2,409.66	\$1,603.58	\$1,687.98
270-440-017-9	29386	17	1	10/28/04	16,117	3,866	2	\$2,740.40	\$1,823.68	\$1,919.66
270-440-018-0	29386	18	1	10/28/04	15,246	3,428	4	\$2,409.66	\$1,603.58	\$1,687.98
270-440-019-1	29386	19	0		0	0	EX	\$0.00	\$0.00	\$0.00
270-440-020-1	29386	20	0		0	0	EX	\$0.00	\$0.00	\$0.00
270-440-021-2	29386	21	0		0	0	EX	\$0.00	\$0.00	\$0.00
270-440-023-4	29386	B	0		0	0	EX	\$0.00	\$0.00	\$0.00
270-440-024-5	29386	22	0		0	0	EX	\$0.00	\$0.00	\$0.00
270-450-002-6	30736	2	1	6/9/04	16,117	3,858	2	\$2,740.40	\$1,823.68	\$1,919.66
270-450-003-7	30736	3	1	6/9/04	14,375	3,569	4	\$2,409.66	\$1,603.58	\$1,687.98
270-450-004-8	30736	4	1	6/9/04	22,651	3,920	2	\$2,740.40	\$1,823.68	\$1,919.66
270-450-005-9	30736	5	1	6/9/04	11,761	3,428	4	\$2,409.66	\$1,603.58	\$1,687.98
270-450-006-0	30736	6	1	6/9/04	10,890	3,428	4	\$2,409.66	\$1,603.58	\$1,687.98
270-450-007-1	30736	7	1	6/9/04	12,197	3,603	3	\$2,611.09	\$1,737.62	\$1,829.08
270-450-008-2	30736	8	1	6/9/04	10,890	3,920	2	\$2,740.40	\$1,823.68	\$1,919.66
270-450-009-3	30736	9	1	6/9/04	10,019	3,428	4	\$2,409.66	\$1,603.58	\$1,687.98
270-450-010-3	30736	10	1	6/9/04	9,583	3,920	2	\$2,740.40	\$1,823.68	\$1,919.66
270-450-011-4	30736	11	1	6/9/04	8,712	3,428	4	\$2,409.66	\$1,603.58	\$1,687.98
270-450-012-5	30736	12	1	6/9/04	10,454	3,920	2	\$2,740.40	\$1,823.68	\$1,919.66
270-450-013-6	30736	13	1	6/9/04	11,326	3,603	3	\$2,611.09	\$1,737.62	\$1,829.08
270-450-014-7	30736	14	1	6/9/04	13,504	3,920	2	\$2,740.40	\$1,823.68	\$1,919.66

**Community Facilities District No. 7
Riverside Unified School District**

Fiscal Year 2011-2012 Special Tax Levy

<u>Assessor's Parcel Number</u>	<u>Tract</u>	<u>Lot</u>	<u>Number of Units</u>	<u>Permit Date</u>	<u>Lot Size Sq. Ft.</u>	<u>Building Sq. Ft.</u>	<u>Tax Class</u>	<u>FY 2011-12 Expected Maximum Special Tax</u>	<u>FY 2011-12 Special Tax Levy</u>	<u>FY 2010-11 Special Tax Levy</u>
270-450-015-8	30736	15	1	6/9/04	14,810	3,428	4	\$2,409.66	\$1,603.58	\$1,687.98
270-450-016-9	30736	16	1	6/9/04	8,276	3,603	3	\$2,611.09	\$1,737.62	\$1,829.08
270-450-017-0	30736	17	1	6/9/04	9,583	3,920	2	\$2,740.40	\$1,823.68	\$1,919.66
270-450-018-1	30736	18	1	6/9/04	9,583	3,920	2	\$2,740.40	\$1,823.68	\$1,919.66
270-450-019-2	30736	19	1	6/9/04	12,197	3,603	3	\$2,611.09	\$1,737.62	\$1,829.08
270-450-020-2	30736	20	1	6/9/04	14,375	3,920	2	\$2,740.40	\$1,823.68	\$1,919.66
270-450-021-3	30736	21	1	6/9/04	12,632	3,428	4	\$2,409.66	\$1,603.58	\$1,687.98
270-450-022-4	30736	22	1	6/9/04	9,148	3,603	3	\$2,611.09	\$1,737.62	\$1,829.08
270-450-023-5	30736	23	1	6/9/04	9,583	3,920	2	\$2,740.40	\$1,823.68	\$1,919.66
270-450-024-6	30736	24	1	6/9/04	9,583	3,428	4	\$2,409.66	\$1,603.58	\$1,687.98
270-450-025-7	30736	25	1	6/9/04	9,148	3,603	3	\$2,611.09	\$1,737.62	\$1,829.08
270-450-026-8	30736	26	1	6/9/04	9,583	3,920	2	\$2,740.40	\$1,823.68	\$1,919.66
270-450-027-9	30736	27	1	6/9/04	9,583	4,327	1	\$2,971.66	\$1,977.58	\$2,081.66
270-450-028-0	30736	28	1	6/9/04	8,712	3,428	4	\$2,409.66	\$1,603.58	\$1,687.98
270-450-029-1	30736	29	1	6/9/04	10,454	4,327	1	\$2,971.66	\$1,977.58	\$2,081.66
270-450-030-1	30736	30	1	6/9/04	10,454	4,327	1	\$2,971.66	\$1,977.58	\$2,081.66
270-450-031-2	30736	31	1	6/9/04	9,583	3,428	4	\$2,409.66	\$1,603.58	\$1,687.98
270-450-032-3	30736	32	1	6/9/04	21,344	3,603	3	\$2,611.09	\$1,737.62	\$1,829.08
270-450-033-4	30736	33	1	6/9/04	20,473	4,327	1	\$2,971.66	\$1,977.58	\$2,081.66
270-450-034-5	30736	34	1	6/9/04	12,632	3,603	3	\$2,611.09	\$1,737.62	\$1,829.08
270-450-035-6	30736	35	1	6/9/04	13,068	3,428	4	\$2,409.66	\$1,603.58	\$1,687.98
270-450-036-7	30736	36	1	6/9/04	15,246	3,603	3	\$2,611.09	\$1,737.62	\$1,829.08
270-450-037-8	30736	37	1	6/9/04	11,761	4,327	1	\$2,971.66	\$1,977.58	\$2,081.66
270-450-038-9	30736	38	1	6/9/04	12,197	3,603	3	\$2,611.09	\$1,737.62	\$1,829.08
270-450-039-0	30736	39	1	6/9/04	12,197	3,920	2	\$2,740.40	\$1,823.68	\$1,919.66
270-450-040-0	30736	40	1	6/9/04	11,326	3,603	3	\$2,611.09	\$1,737.62	\$1,829.08
270-450-041-1	30736	41	1	6/9/04	10,890	3,428	4	\$2,409.66	\$1,603.58	\$1,687.98
270-450-042-2	30736	42	0		0	0	EX	\$0.00	\$0.00	\$0.00
270-450-043-3	30736	43	0		0	0	EX	\$0.00	\$0.00	\$0.00
270-450-044-4	30736	44	0		0	0	EX	\$0.00	\$0.00	\$0.00
270-450-045-5	30736	45	0		0	0	EX	\$0.00	\$0.00	\$0.00
270-450-048-8	30736	1	1	6/9/04	24,829	4,327	1	\$2,971.66	\$1,977.58	\$2,081.66
270-460-001-6	31695	1	1	5/3/07	25,700	4,236	1	\$2,971.66	\$1,977.58	\$2,081.66
270-460-002-7	31695	2	1	5/3/07	20,473	3,695	3	\$2,611.09	\$1,737.62	\$1,829.08
270-460-003-8	31695	3	1	5/3/07	14,810	2,944	5	\$2,168.44	\$1,443.06	\$1,519.00
270-460-004-9	31695	4	1	5/3/07	11,326	3,847	2	\$2,740.40	\$1,823.68	\$1,919.66
270-460-005-0	31695	5	1	5/3/07	11,761	3,440	4	\$2,409.66	\$1,603.58	\$1,687.98
270-460-006-1	31695	6	1	5/3/07	11,761	3,323	4	\$2,409.66	\$1,603.58	\$1,687.98

**Community Facilities District No. 7
Riverside Unified School District**

Fiscal Year 2011-2012 Special Tax Levy

<u>Assessor's Parcel Number</u>	<u>Tract</u>	<u>Lot</u>	<u>Number of Units</u>	<u>Permit Date</u>	<u>Lot Size Sq. Ft.</u>	<u>Building Sq. Ft.</u>	<u>Tax Class</u>	<u>FY 2011-12 Expected Maximum Special Tax</u>	<u>FY 2011-12 Special Tax Levy</u>	<u>FY 2010-11 Special Tax Levy</u>
270-460-007-2	31695	7	1	5/3/07	11,761	3,119	5	\$2,168.44	\$1,443.06	\$1,519.00
270-460-008-3	31695	8	1	5/3/07	12,632	3,440	4	\$2,409.66	\$1,603.58	\$1,687.98
270-460-009-4	31695	9	1	5/3/07	13,504	4,025	1	\$2,971.66	\$1,977.58	\$2,081.66
270-460-010-4	31695	10	1	10/30/08	10,019	3,323	4	\$2,409.66	\$1,603.58	\$1,687.98
270-460-011-5	31695	11	1	4/13/06	10,019	2,339	8	\$1,586.55	\$1,055.82	\$1,111.38
270-460-012-6	31695	12	1	4/13/06	11,326	3,150	5	\$2,168.44	\$1,443.06	\$1,519.00
270-460-013-7	31695	13	1	4/13/06	10,454	3,323	4	\$2,409.66	\$1,603.58	\$1,687.98
270-460-014-8	31695	14	1	4/13/06	10,454	3,847	2	\$2,740.40	\$1,823.68	\$1,919.66
270-460-015-9	31695	15	1	2/15/07	10,454	2,339	8	\$1,586.55	\$1,055.82	\$1,111.38
270-460-016-0	31695	16	1	2/14/07	10,454	2,339	8	\$1,586.55	\$1,055.82	\$1,111.38
270-460-017-1	31695	73	1	2/15/07	8,712	4,025	1	\$2,971.66	\$1,977.58	\$2,081.66
270-460-018-2	31695	74	1	2/15/07	9,148	3,323	4	\$2,409.66	\$1,603.58	\$1,687.98
270-460-019-3	31695	75	1	3/1/07	9,583	4,254	1	\$2,971.66	\$1,977.58	\$2,081.66
270-460-020-3	31695	76	1	3/1/07	9,583	4,236	1	\$2,971.66	\$1,977.58	\$2,081.66
270-460-021-4	31695	77	1	5/3/07	10,019	4,236	1	\$2,971.66	\$1,977.58	\$2,081.66
270-460-022-5	31695	78	1	5/3/07	8,712	3,150	5	\$2,168.44	\$1,443.06	\$1,519.00
270-460-023-6	31695	79	1	5/3/07	8,712	2,339	8	\$1,586.55	\$1,055.82	\$1,111.38
270-460-024-7	31695	80	1	5/3/07	8,712	4,236	1	\$2,971.66	\$1,977.58	\$2,081.66
270-460-025-8	31695	81	1	5/3/07	9,148	4,236	1	\$2,971.66	\$1,977.58	\$2,081.66
270-460-026-9	31695	POR A	0		0	0	EX	\$0.00	\$0.00	\$0.00
270-470-001-7	31695	17	1	2/14/07	10,019	3,150	5	\$2,168.44	\$1,443.06	\$1,519.00
270-470-002-8	31695	18	1	2/14/07	11,326	2,944	5	\$2,168.44	\$1,443.06	\$1,519.00
270-470-003-9	31695	19	1	2/14/07	10,890	2,339	8	\$1,586.55	\$1,055.82	\$1,111.38
270-470-004-0	31695	20	1	2/14/07	10,890	2,339	8	\$1,586.55	\$1,055.82	\$1,111.38
270-470-005-1	31695	21	1	2/14/07	10,890	4,102	1	\$2,971.66	\$1,977.58	\$2,081.66
270-470-006-2	31695	22	1	2/14/07	10,454	4,236	1	\$2,971.66	\$1,977.58	\$2,081.66
270-470-007-3	31695	23	1	6/21/06	10,454	3,119	5	\$2,168.44	\$1,443.06	\$1,519.00
270-470-008-4	31695	24	1	6/21/06	9,583	2,944	5	\$2,168.44	\$1,443.06	\$1,519.00
270-470-009-5	31695	70	1	6/21/06	10,019	3,119	5	\$2,168.44	\$1,443.06	\$1,519.00
270-470-010-5	31695	71	1	6/21/06	8,712	3,847	2	\$2,740.40	\$1,823.68	\$1,919.66
270-470-011-6	31695	72	1	6/21/06	7,841	3,847	2	\$2,740.40	\$1,823.68	\$1,919.66
270-470-012-7	31695	POR 10	0		0	0	EX	\$0.00	\$0.00	\$0.00
270-470-013-8	31695	105	0		0	0	EX	\$0.00	\$0.00	\$0.00
270-470-014-9	31695	POR A	0		0	0	EX	\$0.00	\$0.00	\$0.00
270-470-015-0	31695	25	1	6/21/06	10,019	2,944	5	\$2,168.44	\$1,443.06	\$1,519.00
270-470-016-1	31695	26	1	6/21/06	11,326	3,847	2	\$2,740.40	\$1,823.68	\$1,919.66
270-470-017-2	31695	27	1	6/21/06	10,454	3,847	2	\$2,740.40	\$1,823.68	\$1,919.66
270-470-018-3	31695	28	1	6/21/06	10,454	3,119	5	\$2,168.44	\$1,443.06	\$1,519.00

**Community Facilities District No. 7
Riverside Unified School District**

Fiscal Year 2011-2012 Special Tax Levy

<u>Assessor's Parcel Number</u>	<u>Tract</u>	<u>Lot</u>	<u>Number of Units</u>	<u>Permit Date</u>	<u>Lot Size Sq. Ft.</u>	<u>Building Sq. Ft.</u>	<u>Tax Class</u>	<u>FY 2011-12 Expected Maximum Special Tax</u>	<u>FY 2011-12 Special Tax Levy</u>	<u>FY 2010-11 Special Tax Levy</u>
270-470-019-4	31695	29	1	6/21/06	10,454	3,847	2	\$2,740.40	\$1,823.68	\$1,919.66
270-470-020-4	31695	30	1	6/21/06	10,890	2,944	5	\$2,168.44	\$1,443.06	\$1,519.00
270-470-021-5	31695	31	1	6/21/06	11,326	2,944	5	\$2,168.44	\$1,443.06	\$1,519.00
270-470-022-6	31695	32	1	6/21/06	11,761	3,119	5	\$2,168.44	\$1,443.06	\$1,519.00
270-470-023-7	31695	33	1	6/21/06	13,504	2,339	8	\$1,586.55	\$1,055.82	\$1,111.38
270-470-024-8	31695	34	1	5/9/06	11,761	3,150	5	\$2,168.44	\$1,443.06	\$1,519.00
270-470-025-9	31695	35	1	5/9/06	11,761	4,025	1	\$2,971.66	\$1,977.58	\$2,081.66
270-470-026-0	31695	36	1	5/9/06	9,583	3,440	4	\$2,409.66	\$1,603.58	\$1,687.98
270-470-027-1	31695	37	1	5/9/06	9,583	2,339	8	\$1,586.55	\$1,055.82	\$1,111.38
270-470-028-2	31695	38	1	5/9/06	10,454	3,847	2	\$2,740.40	\$1,823.68	\$1,919.66
270-470-029-3	31695	39	1	5/9/06	10,454	3,847	2	\$2,740.40	\$1,823.68	\$1,919.66
270-470-030-3	31695	40	1	5/9/06	13,939	3,323	4	\$2,409.66	\$1,603.58	\$1,687.98
270-470-031-4	31695	63	1	6/21/06	9,148	2,339	8	\$1,586.55	\$1,055.82	\$1,111.38
270-470-032-5	31695	64	1	6/21/06	8,276	3,847	2	\$2,740.40	\$1,823.68	\$1,919.66
270-470-033-6	31695	65	1	6/21/06	8,276	3,847	2	\$2,740.40	\$1,823.68	\$1,919.66
270-470-034-7	31695	66	1	6/21/06	8,276	2,944	5	\$2,168.44	\$1,443.06	\$1,519.00
270-470-035-8	31695	67	1	6/21/06	10,454	4,323	1	\$2,971.66	\$1,977.58	\$2,081.66
270-470-036-9	31695	68	1	6/21/06	9,583	4,323	1	\$2,971.66	\$1,977.58	\$2,081.66
270-470-037-0	31695	69	1	6/21/06	9,148	3,119	5	\$2,168.44	\$1,443.06	\$1,519.00
270-470-038-1	31695	POR 10	0		0	0	EX	\$0.00	\$0.00	\$0.00
270-470-039-2	31695	B	0		0	0	EX	\$0.00	\$0.00	\$0.00
270-480-001-8	31695	41	1	5/9/06	12,197	2,339	8	\$1,586.55	\$1,055.82	\$1,111.38
270-480-002-9	31695	42	1	5/9/06	9,583	2,944	5	\$2,168.44	\$1,443.06	\$1,519.00
270-480-003-0	31695	43	1	5/9/06	8,276	3,119	5	\$2,168.44	\$1,443.06	\$1,519.00
270-480-004-1	31695	44	1	5/9/06	9,148	3,119	5	\$2,168.44	\$1,443.06	\$1,519.00
270-480-005-2	31695	45	1	5/9/06	15,246	3,847	2	\$2,740.40	\$1,823.68	\$1,919.66
270-480-006-3	31695	46	1	5/9/06	16,553	3,847	2	\$2,740.40	\$1,823.68	\$1,919.66
270-480-007-4	31695	47	1	5/9/06	14,375	3,847	2	\$2,740.40	\$1,823.68	\$1,919.66
270-480-008-5	31695	48	1	5/9/06	13,068	2,339	8	\$1,586.55	\$1,055.82	\$1,111.38
270-480-009-6	31695	49	1	5/9/06	9,583	3,847	2	\$2,740.40	\$1,823.68	\$1,919.66
270-480-010-6	31695	50	1	5/9/06	10,019	3,847	2	\$2,740.40	\$1,823.68	\$1,919.66
270-480-011-7	31695	51	1	5/9/06	11,761	4,025	1	\$2,971.66	\$1,977.58	\$2,081.66
270-480-012-8	31695	52	1	5/9/06	11,761	3,847	2	\$2,740.40	\$1,823.68	\$1,919.66
270-480-013-9	31695	53	1	5/9/06	10,890	3,119	5	\$2,168.44	\$1,443.06	\$1,519.00
270-480-014-0	31695	54	1	5/9/06	10,890	2,339	8	\$1,586.55	\$1,055.82	\$1,111.38
270-480-015-1	31695	55	1	5/9/06	4,792	3,847	2	\$2,740.40	\$1,823.68	\$1,919.66
270-480-016-2	31695	56	1	5/9/06	34,412	4,236	1	\$2,971.66	\$1,977.58	\$2,081.66
270-480-017-3	31695	57	1	5/9/06	22,216	3,440	4	\$2,409.66	\$1,603.58	\$1,687.98

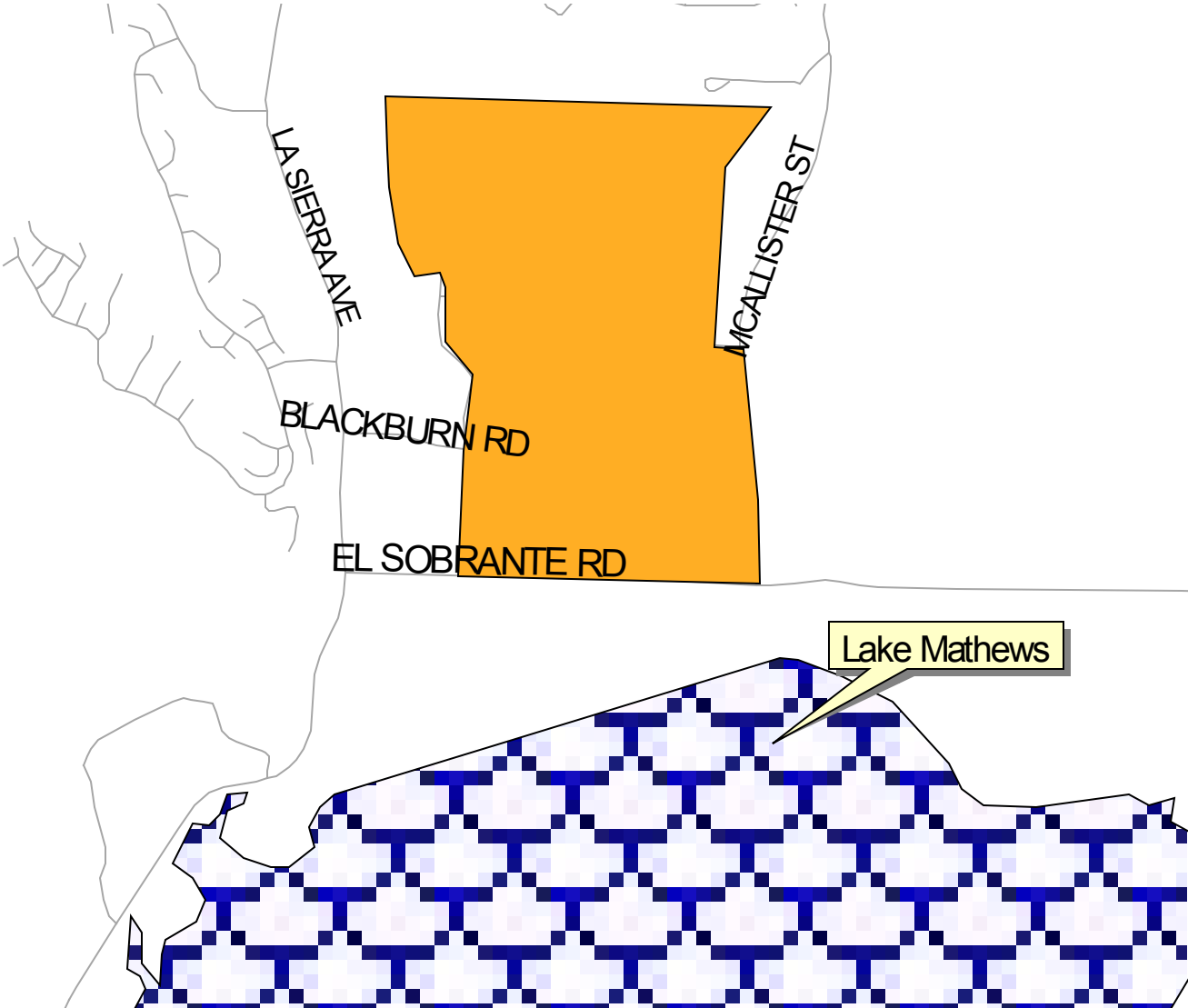
**Community Facilities District No. 7
Riverside Unified School District**

Fiscal Year 2011-2012 Special Tax Levy


<u>Assessor's Parcel Number</u>	<u>Tract</u>	<u>Lot</u>	<u>Number of Units</u>	<u>Permit Date</u>	<u>Lot Size Sq. Ft.</u>	<u>Building Sq. Ft.</u>	<u>Tax Class</u>	<u>FY 2011-12 Expected Maximum Special Tax</u>	<u>FY 2011-12 Special Tax Levy</u>	<u>FY 2010-11 Special Tax Levy</u>
270-480-018-4	31695	58	1	5/9/06	21,344	3,323	4	\$2,409.66	\$1,603.58	\$1,687.98
270-480-019-5	31695	59	1	5/9/06	12,632	2,339	8	\$1,586.55	\$1,055.82	\$1,111.38
270-480-020-5	31695	60	1	5/9/06	18,295	4,025	1	\$2,971.66	\$1,977.58	\$2,081.66
270-480-021-6	31695	61	1	5/9/06	13,504	3,119	5	\$2,168.44	\$1,443.06	\$1,519.00
270-480-022-7	31695	62	1	5/9/06	11,326	4,236	1	\$2,971.66	\$1,977.58	\$2,081.66
270-480-023-8	31695	C	0		0	0	EX	\$0.00	\$0.00	\$0.00
270-490-001-9	31695	82	1	7/18/07	40,946	3,119	5	\$2,168.44	\$1,443.06	\$1,519.00
270-490-002-0	31695	83	1	7/18/07	23,087	3,440	4	\$2,409.66	\$1,603.58	\$1,687.98
270-490-003-1	31695	84	1	7/18/07	20,473	3,440	4	\$2,409.66	\$1,603.58	\$1,687.98
270-490-004-2	31695	85	1	7/18/07	25,265	3,440	4	\$2,409.66	\$1,603.58	\$1,687.98
270-490-005-3	31695	86	1	7/18/07	31,799	2,339	8	\$1,586.55	\$1,055.82	\$1,111.38
270-490-006-4	31695	87	1	7/18/07	39,640	3,119	5	\$2,168.44	\$1,443.06	\$1,519.00
270-490-007-5	31695	88	1	7/18/07	28,750	2,944	5	\$2,168.44	\$1,443.06	\$1,519.00
270-490-008-6	31695	89	1	7/18/07	40,946	3,440	4	\$2,409.66	\$1,603.58	\$1,687.98
270-490-009-7	31695	90	1	7/18/07	22,651	3,440	4	\$2,409.66	\$1,603.58	\$1,687.98
270-490-010-7	31695	91	1	7/18/07	42,689	3,440	4	\$2,409.66	\$1,603.58	\$1,687.98
270-490-011-8	31695	92	1	7/18/07	17,860	3,440	4	\$2,409.66	\$1,603.58	\$1,687.98
270-490-012-9	31695	93	1	7/18/07	21,344	2,944	5	\$2,168.44	\$1,443.06	\$1,519.00
270-490-013-0	31695	94	1	7/18/07	17,424	3,119	5	\$2,168.44	\$1,443.06	\$1,519.00
270-490-014-1	31695	95	1	7/18/07	20,038	3,440	4	\$2,409.66	\$1,603.58	\$1,687.98
270-490-015-2	31695	96	1	7/18/07	18,295	3,440	4	\$2,409.66	\$1,603.58	\$1,687.98
270-490-016-3	31695	97	1	7/18/07	16,988	2,339	8	\$1,586.55	\$1,055.82	\$1,111.38
270-490-017-4	31695	98	1	7/18/07	20,909	3,440	4	\$2,409.66	\$1,603.58	\$1,687.98
270-490-018-5	31695	99	1	7/18/07	22,651	3,440	4	\$2,409.66	\$1,603.58	\$1,687.98
270-490-019-6	31695	104	0		0	0	EX	\$0.00	\$0.00	\$0.00
270-490-020-6	31695	E	0		0	0	EX	\$0.00	\$0.00	\$0.00
270-490-021-7	31695	F	0		0	0	EX	\$0.00	\$0.00	\$0.00
270-500-001-9	31695	103	0		0	0	EX	\$0.00	\$0.00	\$0.00
Totals:			1,122		11,685,406	3,420,737		\$2,772,311.53	\$1,611,875.08	\$1,696,704.76

J:\CLIENTS\RUSD\ADMIN\2011_2012\CFD7\Database\cfd7 tax roll.rpt
6/6/2011

CFD 7 Vicinity Map



-  CFD 7
-  Water body
-  Streets



RESOLUTION NO. 2010/11-58

RESOLUTION OF THE BOARD OF EDUCATION OF RIVERSIDE UNIFIED SCHOOL DISTRICT LEVYING SPECIAL TAXES TO BE COLLECTED DURING FISCAL YEAR 2011-12 FOR THE PAYMENT OF THE PRINCIPAL OF AND INTEREST ON AND ADMINISTRATIVE EXPENSES WITH RESPECT TO THE BONDS OF COMMUNITY FACILITIES DISTRICT NO. 8 OF RIVERSIDE UNIFIED SCHOOL DISTRICT

WHEREAS, it is necessary that the Board of Education of Riverside Unified School District (the "Board of Education") levy special taxes pursuant to Sections 53340 and 53358 of the Government Code for the payment of the principal of and interest on the outstanding bonds of Community Facilities District No. 8 of Riverside Unified School District, County of Riverside, State of California (the "District"), and for the payment of administrative expenses incurred in connection with the levy and collection of said special taxes and the payment of such principal and interest; and

WHEREAS, pursuant to Section 53340 of the Government Code, the Board of Education may by resolution provide for the levy of special taxes on parcels of taxable property in the District at a rate provided by ordinance or at a lower rate; and

WHEREAS, the Board of Education has previously levied special taxes on parcels of taxable property in the District by ordinance, the rates of the special taxes that will be levied on such parcels for fiscal year 2011-12 will not exceed the rates of the special taxes that have previously been levied by ordinance;

NOW, THEREFORE, BE IT RESOLVED, DETERMINED AND ORDERED BY THE BOARD OF EDUCATION OF RIVERSIDE UNIFIED SCHOOL DISTRICT DOES ORDAIN AS FOLLOWS:

Section 1. Levy of Special Taxes. Special taxes shall be and are hereby levied for the 2011-12 fiscal year on all parcels of real property within the District which are subject to taxation, which are identified in Exhibit "A" attached hereto, and in the amount set forth for each such parcel in said Exhibit "A." Pursuant to Sections 53340 and 53358 of the Government Code, such special taxes shall be collected in the same manner as ordinary ad valorem property taxes are collected and shall be subject to the same penalties and the same procedure, sale, and lien priority in case of delinquency as is provided for ad valorem taxes.

Section 2. Transmittal to County. The Clerk of the Board of Education shall immediately following adoption of this resolution transmit a copy hereof to the Board of Supervisors and the County Auditor of the County of Riverside together with a request that the special taxes as levied hereby be collected on the tax bills for the parcels identified in Exhibit "A" hereto, along with the ordinary ad valorem property taxes to be levied on and collected from the owners of said parcels.

PASSED AND ADOPTED by the Board of Education of Riverside Unified School District at a regular meeting held on the 20th day of June, 2011, by the following vote:

AYES:

NOES:

ABSENT:

ABSTAINED:

Clerk of the Board of Education
of Riverside Unified School District

STATE OF CALIFORNIA)
) ss.
COUNTY OF RIVERSIDE)

I, Gayle Cloud, Clerk of the Board of Education of Riverside Unified School District, do hereby certify that the above and foregoing is a full, true and correct copy of Resolution No. 2010/11-58 of the Board of Education of Riverside Unified School District, and that the same has not been amended or repealed.

Dated: _____, 2011

Clerk of the Board of Education
of Riverside Unified School District

Exhibit "A" for Resolution 58

**Community Facilities District No. 8
Riverside Unified School District**

Fiscal Year 2011-2012 Special Tax Levy

<u>Assessor's Parcel Number</u>	<u>Tract</u>	<u>Lot</u>	<u>Number of Units</u>	<u>Permit Date</u>	<u>Taxable Lot Sq. Ft.</u>	<u>Building Sq. Ft.</u>	<u>Tax Class</u>	<u>FY 2011-12 Expected Maximum Special Tax</u>	<u>FY 2011-12 Special Tax Levy</u>	<u>FY 2010-11 Special Tax Levy</u>
235-083-012-4	28829	1	1	9/16/99	9,148	2,575	3	\$1,359.00	\$1,244.10	\$1,309.56
235-083-013-5	28829	2	1	9/16/99	10,019	3,137	1	\$1,500.00	\$1,373.16	\$1,445.44
235-083-014-6	28829	3	1	8/17/99	10,454	3,137	1	\$1,500.00	\$1,373.16	\$1,445.44
235-083-017-9	28829	6	1	8/17/99	8,712	3,137	1	\$1,500.00	\$1,373.16	\$1,445.44
235-083-018-0	28829	7	1	8/17/99	9,148	3,137	1	\$1,500.00	\$1,373.16	\$1,445.44
235-083-019-1	28829	8	1	8/17/99	9,148	3,137	1	\$1,500.00	\$1,373.16	\$1,445.44
235-083-020-1	28829	9	1	8/17/99	9,148	3,137	1	\$1,500.00	\$1,373.16	\$1,445.44
235-083-021-2	28829	10	1	9/16/99	9,148	3,137	1	\$1,500.00	\$1,373.16	\$1,445.44
235-083-022-3	28829	11	1	9/16/99	8,712	3,137	1	\$1,500.00	\$1,373.16	\$1,445.44
235-083-023-4	28829	12	1	9/16/99	11,326	2,736	2	\$1,429.00	\$1,308.18	\$1,377.02
235-083-024-5	28829	13	1	9/16/99	10,019	3,137	1	\$1,500.00	\$1,373.16	\$1,445.44
235-083-025-6	28829	14	1	9/16/99	10,019	2,575	3	\$1,359.00	\$1,244.10	\$1,309.56
235-083-026-7	28829	4	1	8/17/99	11,326	2,575	3	\$1,359.00	\$1,244.10	\$1,309.56
235-083-027-8	28829	5	1	8/17/99	12,197	3,137	1	\$1,500.00	\$1,373.16	\$1,445.44
235-084-001-7	28829	41	1	8/17/99	15,682	3,137	1	\$1,500.00	\$1,373.16	\$1,445.44
235-084-002-8	28829	42	0		0	0	EX	\$0.00	\$0.00	\$0.00
235-084-003-9	28829	43	1	8/17/99	17,424	3,137	1	\$1,500.00	\$1,373.16	\$1,445.44
235-084-004-0	28829	44	1	8/17/99	16,553	2,736	2	\$1,429.00	\$1,308.18	\$1,377.02
235-084-005-1	28829	45	1	8/17/99	19,602	3,137	1	\$1,500.00	\$1,373.16	\$1,445.44
235-084-006-2	28829	46	1	8/17/99	11,761	2,575	3	\$1,359.00	\$1,244.10	\$1,309.56
235-084-007-3	28829	47	1	8/17/99	9,583	3,137	1	\$1,500.00	\$1,373.16	\$1,445.44
235-084-008-4	28829	48	1	8/17/99	9,583	2,736	2	\$1,429.00	\$1,308.18	\$1,377.02
235-084-009-5	28829	49	1	8/17/99	10,019	2,575	3	\$1,359.00	\$1,244.10	\$1,309.56
235-084-010-5	28829	50	1	8/17/99	10,019	3,137	1	\$1,500.00	\$1,373.16	\$1,445.44
235-084-011-6	28829	51	1	8/17/99	9,583	3,137	1	\$1,500.00	\$1,373.16	\$1,445.44
235-084-012-7	28829	52	1	8/17/99	13,068	2,575	3	\$1,359.00	\$1,244.10	\$1,309.56
235-091-047-1	28829	15	1	9/16/99	9,583	3,137	1	\$1,500.00	\$1,373.16	\$1,445.44
235-091-048-2	28829	16	1	9/16/99	9,583	2,575	3	\$1,359.00	\$1,244.10	\$1,309.56
235-091-049-3	28829	17	1	9/16/99	10,019	2,736	2	\$1,429.00	\$1,308.18	\$1,377.02
235-091-050-3	28829	18	1	9/16/99	9,583	2,575	3	\$1,359.00	\$1,244.10	\$1,309.56
235-091-051-4	28829	19	1	9/16/99	9,583	2,736	2	\$1,429.00	\$1,308.18	\$1,377.02
235-091-052-5	28829	20	1	9/16/99	9,148	2,575	3	\$1,359.00	\$1,244.10	\$1,309.56
235-091-053-6	28829	21	1	12/8/99	9,583	3,137	1	\$1,500.00	\$1,373.16	\$1,445.44
235-091-054-7	28829	22	1	12/8/99	8,712	2,736	2	\$1,429.00	\$1,308.18	\$1,377.02
235-093-001-5	28829	23	1	10/1/00	8,712	3,137	1	\$1,500.00	\$1,373.16	\$1,445.44
235-093-002-6	28829	24	1	8/17/99	9,148	2,575	3	\$1,359.00	\$1,244.10	\$1,309.56
235-093-003-7	28829	25	1	8/17/99	8,712	2,736	2	\$1,429.00	\$1,308.18	\$1,377.02
235-093-004-8	28829	26	1	8/17/99	8,712	3,137	1	\$1,500.00	\$1,373.16	\$1,445.44

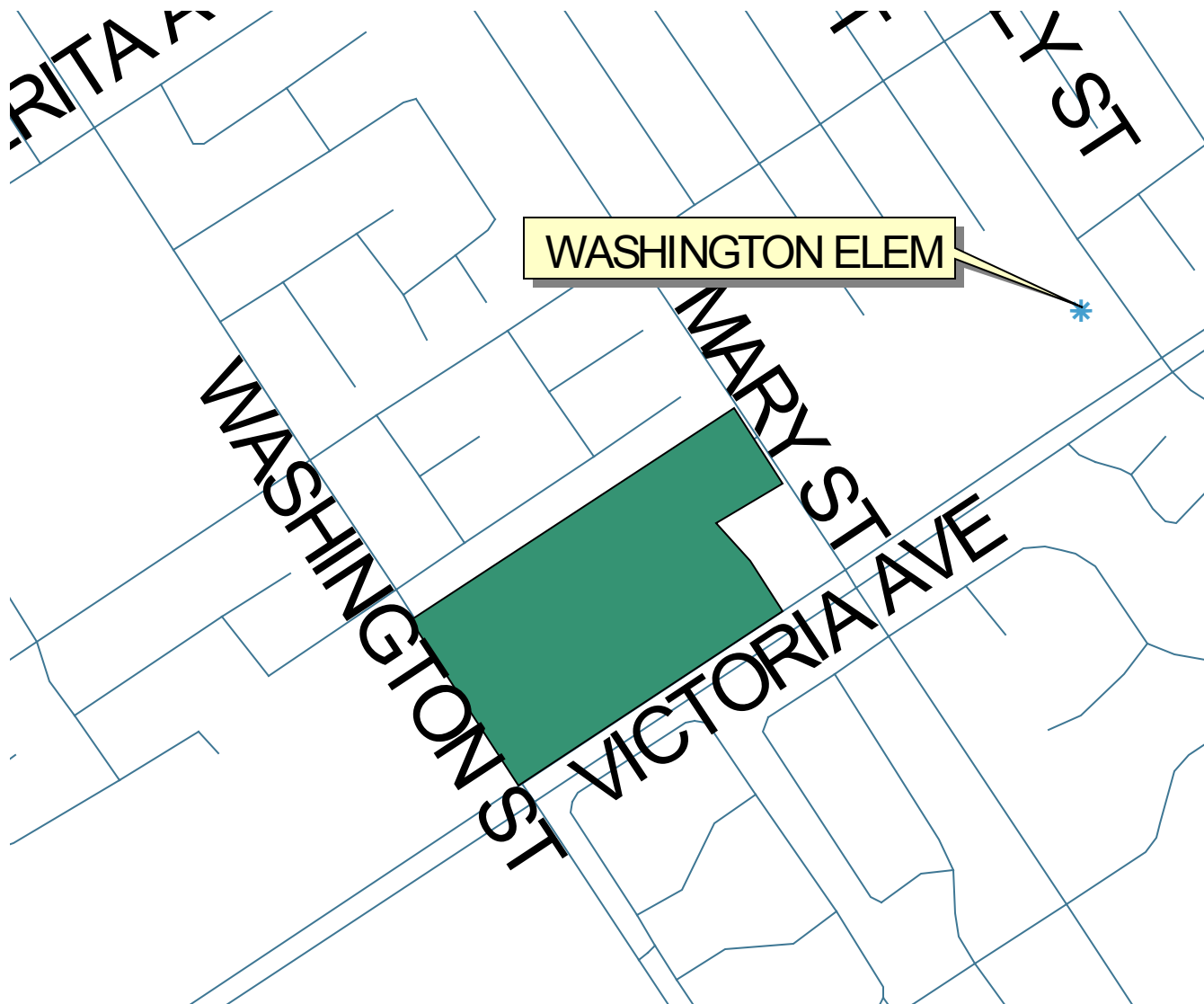
**Community Facilities District No. 8
Riverside Unified School District**

Fiscal Year 2011-2012 Special Tax Levy

<u>Assessor's Parcel Number</u>	<u>Tract</u>	<u>Lot</u>	<u>Number of Units</u>	<u>Permit Date</u>	<u>Taxable Lot Sq. Ft.</u>	<u>Building Sq. Ft.</u>	<u>Tax Class</u>	<u>FY 2011-12 Expected Maximum Special Tax</u>	<u>FY 2011-12 Special Tax Levy</u>	<u>FY 2010-11 Special Tax Levy</u>
235-093-005-9	28829	27	1	8/17/99	9,583	3,137	1	\$1,500.00	\$1,373.16	\$1,445.44
235-093-006-0	28829	28	1	8/17/99	13,068	3,137	1	\$1,500.00	\$1,373.16	\$1,445.44
235-093-007-1	28829	29	1	8/17/99	10,454	3,137	1	\$1,500.00	\$1,373.16	\$1,445.44
235-093-008-2	28829	30	1	8/17/99	16,553	3,137	1	\$1,500.00	\$1,373.16	\$1,445.44
235-093-009-3	28829	31	1	8/17/99	15,682	2,736	2	\$1,429.00	\$1,308.18	\$1,377.02
235-093-010-3	28829	32	1	8/17/99	16,553	3,137	1	\$1,500.00	\$1,373.16	\$1,445.44
235-093-011-4	28829	33	1	8/17/99	12,197	3,137	1	\$1,500.00	\$1,373.16	\$1,445.44
235-093-012-5	28829	34	1	8/17/99	9,148	2,736	2	\$1,429.00	\$1,308.18	\$1,377.02
235-093-013-6	28829	35	1	8/17/99	8,712	3,137	1	\$1,500.00	\$1,373.16	\$1,445.44
235-093-014-7	28829	36	1	8/17/99	8,712	2,575	3	\$1,359.00	\$1,244.10	\$1,309.56
235-093-015-8	28829	37	1	8/17/99	8,712	3,137	1	\$1,500.00	\$1,373.16	\$1,445.44
235-093-016-9	28829	38	1	8/17/99	9,583	3,137	1	\$1,500.00	\$1,373.16	\$1,445.44
235-093-017-0	28829	39	1	8/17/99	9,583	2,575	3	\$1,359.00	\$1,244.10	\$1,309.56
235-093-018-1	28829	40	1	8/17/99	18,731	3,137	1	\$1,500.00	\$1,373.16	\$1,445.44
Totals:			51		559,746	149,634		\$75,429.00	\$67,897.62	\$71,471.10


J:\CLIENTS\RUSD\ADMIN\2011_2012\CFD8\Database\cf8 tax roll.rpt
6/6/2011

CFD 8 Vicinity Map



WASHINGTON ELEM

 **CFD 8**
 **Streets.shp**
 **Schools.shp**



RESOLUTION NO. 2010/11-59

RESOLUTION OF THE BOARD OF EDUCATION OF RIVERSIDE UNIFIED SCHOOL DISTRICT LEVYING SPECIAL TAXES TO BE COLLECTED DURING FISCAL YEAR 2011-12 FOR THE PAYMENT OF THE PRINCIPAL OF AND INTEREST ON AND ADMINISTRATIVE EXPENSES WITH RESPECT TO THE BONDS OF COMMUNITY FACILITIES DISTRICT NO. 9 OF RIVERSIDE UNIFIED SCHOOL DISTRICT ISSUED FOR IMPROVEMENT AREAS NOS. 1, 2, 3, 4 AND 5 THEREOF

WHEREAS, it is necessary that the Board of Education of Riverside Unified School District (the "Board of Education") levy special taxes pursuant to Sections 53340 and 53358 of the Government Code for the payment of the principal of and interest on the outstanding bonds of Community Facilities District No. 9 of Riverside Unified School District, County of Riverside, State of California (the "District") issued for Improvement Area No. 1 ("Improvement Area No. 1"), Improvement Area No 2 ("Improvement Area No. 2"), Improvement Area No 3 ("Improvement Area No. 3"), Improvement Area No 4 ("Improvement Area No. 4") and Improvement Area No 5 ("Improvement Area No. 5") of the District, and for the payment of administrative expenses incurred in connection with the levy and collection of said special taxes and the payment of such principal and interest; and

WHEREAS, pursuant to Section 53340 of the Government Code, the Board of Education may by resolution provide for the levy of special taxes on parcels of taxable property in the District at a rate provided by ordinance or at a lower rate; and

WHEREAS, the Board of Education has previously levied special taxes on parcels of taxable property in the District by ordinance, and the rates of the special taxes that will be levied on such parcels for fiscal year 2011-12 will not exceed the rates of the special taxes that have previously been levied by ordinance;

NOW, THEREFORE, BE IT RESOLVED, DETERMINED AND ORDERED BY THE BOARD OF EDUCATION OF RIVERSIDE UNIFIED SCHOOL DISTRICT DOES ORDAIN AS FOLLOWS:

Section 1. Levy of Special Taxes. Special taxes shall be and are hereby levied for the 2011-12 fiscal year on all parcels of real property within Improvement Area No. 1, Improvement Area No 2, Improvement Area No. 3, Improvement Area No. 4 and Improvement Area No. 5 which are subject to taxation, which are identified in Exhibit "A" attached hereto, and in the amount set forth for each such parcel in said Exhibit "A." Pursuant to Sections 53340 and 53358 of the Government Code, such special taxes shall be collected in the same manner as ordinary ad valorem property taxes are collected and shall be subject to the same penalties and the same procedure, sale, and lien priority in case of delinquency as is provided for ad valorem taxes.

Section 2. Transmittal to County. The Clerk of the Board of Education shall immediately following adoption of this resolution transmit a copy hereof to the Board of Supervisors and the County Auditor of the County of Riverside together with a request that the

special taxes as levied hereby be collected on the tax bills for the parcels identified in Exhibit “A” hereto, along with the ordinary ad valorem property taxes to be levied on and collected from the owners of said parcels.

PASSED AND ADOPTED by the Board of Education of Riverside Unified School District at a regular meeting held on the 20th day of June, 2011, by the following vote:

AYES:

NOES:

ABSENT:

ABSTAINED:

Clerk of the Board of Education
of Riverside Unified School District

STATE OF CALIFORNIA)
) ss.
COUNTY OF RIVERSIDE)

I, Gayle Cloud, Clerk of the Board of Education of Riverside Unified School District, do hereby certify that the above and foregoing is a full, true and correct copy of Resolution No. 2010/11-59 of the Board of Education of Riverside Unified School District, and that the same has not been amended or repealed.

Dated: _____, 2011

Clerk of the Board of Education
of Riverside Unified School District

Exhibit "A" for Resolution 59

**Community Facilities District No. 9, Improvement Area No. 1
Riverside Unified School District**

Fiscal Year 2011-2012 Special Tax Levy

Assessor's Parcel Number	Tract	Lot	Number of Units	Permit Date	Taxable Area (SF)	Building Sq. Ft.	Tax Class	FY 2011-12	FY 2011-12	FY 2010-11
								Expected Maximum Special Tax	Special Tax Levy	Special Tax Levy
252-211-001-4	29041	1	1	12/1/00	9,583.20	3,262	1	\$1,988.00	\$1,366.84	\$1,366.84
252-211-002-5	29041	2	1	12/1/00	9,583.20	2,562	4	\$1,623.00	\$1,115.88	\$1,115.88
252-211-003-6	29041	3	1	12/1/00	9,147.60	3,262	1	\$1,988.00	\$1,366.84	\$1,366.84
252-211-004-7	29041	4	1	12/1/00	9,147.60	3,262	1	\$1,988.00	\$1,366.84	\$1,366.84
252-211-005-8	29041	5	1	12/1/00	9,147.60	2,562	4	\$1,623.00	\$1,115.88	\$1,115.88
252-211-006-9	29041	6	1	12/1/00	9,147.60	3,262	1	\$1,988.00	\$1,366.84	\$1,366.84
252-211-007-0	29041	7	1	12/1/00	9,147.60	2,739	3	\$1,769.00	\$1,216.26	\$1,216.26
252-211-008-1	29041	8	1	12/1/00	9,147.60	2,562	4	\$1,623.00	\$1,115.88	\$1,115.88
252-211-009-2	29041	9	1	9/1/00	9,147.60	3,262	1	\$1,988.00	\$1,366.84	\$1,366.84
252-211-010-2	29041	10	1	9/1/00	8,712.00	2,562	4	\$1,623.00	\$1,115.88	\$1,115.88
252-211-011-3	29041	11	1	9/1/00	8,712.00	2,739	3	\$1,769.00	\$1,216.26	\$1,216.26
252-211-012-4	29041	12	1	8/1/00	8,712.00	3,262	1	\$1,988.00	\$1,366.84	\$1,366.84
252-211-013-5	29041	13	1	8/1/00	8,712.00	2,739	3	\$1,769.00	\$1,216.26	\$1,216.26
252-211-014-6	29041	14	1	8/1/00	8,712.00	2,562	4	\$1,623.00	\$1,115.88	\$1,115.88
252-211-015-7	29041	15	1	8/1/00	10,890.00	3,262	1	\$1,988.00	\$1,366.84	\$1,366.84
252-211-016-8	29041	16	1	8/1/00	14,810.40	2,739	3	\$1,769.00	\$1,216.26	\$1,216.26
252-211-017-9	29041	17	1	8/1/00	10,018.80	3,262	1	\$1,988.00	\$1,366.84	\$1,366.84
252-211-018-0	29041	18	1	8/1/00	9,583.20	2,562	4	\$1,623.00	\$1,115.88	\$1,115.88
252-211-019-1	29041	19	1	8/1/00	9,583.20	2,739	3	\$1,769.00	\$1,216.26	\$1,216.26
252-211-020-1	29041	20	1	8/1/00	9,583.20	3,262	1	\$1,988.00	\$1,366.84	\$1,366.84
252-211-021-2	29041	21	1	8/1/00	9,583.20	2,562	4	\$1,623.00	\$1,115.88	\$1,115.88
252-211-022-3	29041	22	1	5/1/00	9,583.20	2,739	3	\$1,769.00	\$1,216.26	\$1,216.26
252-211-023-4	29041	23	1	5/1/00	9,583.20	3,262	1	\$1,988.00	\$1,366.84	\$1,366.84
252-211-024-5	29041	24	1	5/1/00	9,583.20	2,739	3	\$1,769.00	\$1,216.26	\$1,216.26
252-211-025-6	29041	25	1	5/1/00	9,583.20	2,562	4	\$1,623.00	\$1,115.88	\$1,115.88
252-211-026-7	29041	26	1	5/1/00	9,583.20	3,262	1	\$1,988.00	\$1,366.84	\$1,366.84
252-211-027-8	29041	27	1	5/1/00	10,890.00	2,739	3	\$1,769.00	\$1,216.26	\$1,216.26
252-211-028-9	29041	28	1	5/1/00	16,552.80	3,262	1	\$1,988.00	\$1,366.84	\$1,366.84
252-211-029-0	29041	29	1	5/1/00	13,503.60	2,739	3	\$1,769.00	\$1,216.26	\$1,216.26
252-211-030-0	29041	30	1	5/1/00	9,147.60	2,562	4	\$1,623.00	\$1,115.88	\$1,115.88
252-211-031-1	29041	31	1	12/1/00	9,147.60	3,262	1	\$1,988.00	\$1,366.84	\$1,366.84
252-211-032-2	29041	32	1	12/1/00	9,147.60	2,739	3	\$1,769.00	\$1,216.26	\$1,216.26
252-211-033-3	29041	33	1	12/1/00	9,147.60	3,262	1	\$1,988.00	\$1,366.84	\$1,366.84
252-211-034-4	29041	34	1	12/1/00	9,147.60	2,562	4	\$1,623.00	\$1,115.88	\$1,115.88
252-211-035-5	29041	35	1	12/1/00	9,147.60	3,262	1	\$1,988.00	\$1,366.84	\$1,366.84
252-212-001-7	29041	36	1	3/1/00	10,018.80	3,262	1	\$1,988.00	\$1,366.84	\$1,366.84
252-212-002-8	29041	37	1	3/1/00	9,147.60	2,739	3	\$1,769.00	\$1,216.26	\$1,216.26
252-212-003-9	29041	38	1	3/1/00	8,712.00	2,562	4	\$1,623.00	\$1,115.88	\$1,115.88
252-212-004-0	29041	39	1	12/1/00	8,712.00	3,262	1	\$1,988.00	\$1,366.84	\$1,366.84
252-212-005-1	29041	40	1	12/1/00	8,712.00	2,562	4	\$1,623.00	\$1,115.88	\$1,115.88
252-212-006-2	29041	41	1	5/1/00	10,454.40	3,262	1	\$1,988.00	\$1,366.84	\$1,366.84
252-212-007-3	29041	42	1	5/1/00	10,018.80	3,262	1	\$1,988.00	\$1,366.84	\$1,366.84
252-212-008-4	29041	43	1	5/1/00	8,712.00	2,562	4	\$1,623.00	\$1,115.88	\$1,115.88
252-212-009-5	29041	44	1	5/1/00	8,712.00	2,739	3	\$1,769.00	\$1,216.26	\$1,216.26
252-212-010-5	29041	45	1	5/1/00	8,712.00	3,262	1	\$1,988.00	\$1,366.84	\$1,366.84
252-212-011-6	29041	46	1	8/1/00	8,712.00	2,739	3	\$1,769.00	\$1,216.26	\$1,216.26
252-212-012-7	29041	47	1	8/1/00	8,712.00	2,562	4	\$1,623.00	\$1,115.88	\$1,115.88
252-212-013-8	29041	48	1	8/1/00	8,712.00	3,262	1	\$1,988.00	\$1,366.84	\$1,366.84

**Community Facilities District No. 9, Improvement Area No. 1
Riverside Unified School District**

Fiscal Year 2011-2012 Special Tax Levy

Assessor's Parcel Number	Tract	Lot	Number of Units	Permit Date	Taxable Area (SF)	Building Sq. Ft.	Tax Class	FY 2011-12	FY 2011-12	FY 2010-11
								Expected Maximum Special Tax	Special Tax Levy	Special Tax Levy
252-212-014-9	29041	49	1	8/1/00	8,712.00	2,739	3	\$1,769.00	\$1,216.26	\$1,216.26
252-212-015-0	29041	50	1	9/1/00	8,712.00	3,262	1	\$1,988.00	\$1,366.84	\$1,366.84
252-212-016-1	29041	51	1	9/1/00	8,712.00	2,562	4	\$1,623.00	\$1,115.88	\$1,115.88
252-212-017-2	29041	52	1	9/1/00	8,712.00	3,262	1	\$1,988.00	\$1,366.84	\$1,366.84
252-212-018-3	29041	53	1	9/1/00	8,712.00	2,739	3	\$1,769.00	\$1,216.26	\$1,216.26
252-212-019-4	29041	54	1	9/1/00	8,712.00	3,262	1	\$1,988.00	\$1,366.84	\$1,366.84
252-212-020-4	29041	55	1	9/1/00	8,712.00	2,562	4	\$1,623.00	\$1,115.88	\$1,115.88
252-212-021-5	29041	56	1	9/1/00	13,503.60	3,262	1	\$1,988.00	\$1,366.84	\$1,366.84
252-212-022-6	29041	57	1	9/1/00	13,939.20	2,739	3	\$1,769.00	\$1,216.26	\$1,216.26
252-212-023-7	29041	58	1	9/1/00	11,761.20	2,739	3	\$1,769.00	\$1,216.26	\$1,216.26
252-212-024-8	29041	59	1	9/1/00	8,276.40	2,562	4	\$1,623.00	\$1,115.88	\$1,115.88
252-212-025-9	29041	60	1	9/1/00	8,712.00	2,739	3	\$1,769.00	\$1,216.26	\$1,216.26
252-212-026-0	29041	61	1	9/1/00	8,712.00	2,739	3	\$1,769.00	\$1,216.26	\$1,216.26
252-212-027-1	29041	62	1	9/1/00	8,712.00	2,562	4	\$1,623.00	\$1,115.88	\$1,115.88
252-212-028-2	29041	63	1	9/1/00	8,712.00	3,262	1	\$1,988.00	\$1,366.84	\$1,366.84
252-212-029-3	29041	64	1	9/1/00	8,712.00	2,739	3	\$1,769.00	\$1,216.26	\$1,216.26
252-212-030-3	29041	65	1	12/1/00	9,583.20	2,739	3	\$1,769.00	\$1,216.26	\$1,216.26
252-212-031-4	29041	66	1	12/1/00	9,583.20	3,262	1	\$1,988.00	\$1,366.84	\$1,366.84
252-212-032-5	29041	67	1	12/1/00	9,583.20	3,262	1	\$1,988.00	\$1,366.84	\$1,366.84
252-212-033-6	29041	68	1	12/1/00	9,583.20	2,562	4	\$1,623.00	\$1,115.88	\$1,115.88
252-212-034-7	29041	69	1	12/1/00	9,583.20	3,262	1	\$1,988.00	\$1,366.84	\$1,366.84
252-212-035-8	29041	70	1	12/1/00	9,583.20	2,739	3	\$1,769.00	\$1,216.26	\$1,216.26
252-212-036-9	29041	71	1	12/1/00	10,890.00	3,262	1	\$1,988.00	\$1,366.84	\$1,366.84
Totals:			71		683,020.80	206,796		\$129,395.00	\$88,964.64	\$88,964.64

J:\CLIENTS\RUSD\ADMIN\2011_2012\CFD9\IA 1_3_5\Database\cfid9ia135
6/6/2011

**Community Facilities District No. 9, Improvement Area No. 3
Riverside Unified School District**

Fiscal Year 2011-2012 Special Tax Levy

Assessor's Parcel Number	Tract	Lot	Number of Units	Permit Date	Taxable Area (SF)	Building Sq. Ft.	Tax Class	FY 2011-12 Expected Maximum Special Tax	FY 2011-12 Special Tax Levy	FY 2010-11 Special Tax Levy
276-120-002-8			432		174,377.60	0	1	\$101,088.00	\$75,092.30	\$76,194.24
Totals:			432		1,174,377.60	0		\$101,088.00	\$75,092.30	\$76,194.24

J:\CLIENTS\RUSD\ADMIN\2011_2012\CFD9\IA 1_3_5\Database\cfd9ia135
6/6/2011

**Community Facilities District No. 9, Improvement Area No. 5
Riverside Unified School District**

Fiscal Year 2011-2012 Special Tax Levy

<u>Assessor's Parcel Number</u>	<u>Tract</u>	<u>Lot</u>	<u>Number of Units</u>	<u>Permit Date</u>	<u>Taxable Area (SF)</u>	<u>Building Sq. Ft.</u>	<u>Tax Class</u>	FY 2011-12	FY 2011-12	FY 2010-11
								<u>Expected Maximum Special Tax</u>	<u>Special Tax Levy</u>	<u>Special Tax Levy</u>
294-531-001-9	29362-1	1	1	5/18/01	12,196.80	3,014	1	\$1,613.00	\$1,182.82	\$1,213.14
294-531-002-0	29362-1	2	1	6/13/00	10,018.80	2,617	3	\$1,454.00	\$1,066.22	\$1,093.56
294-531-003-1	29362-1	3	1	6/13/00	10,018.80	3,014	1	\$1,613.00	\$1,182.82	\$1,213.14
294-531-004-2	29362-1	4	1	9/14/00	10,018.80	2,617	3	\$1,454.00	\$1,066.22	\$1,093.56
294-531-005-3	29362-1	5	1	9/14/00	10,018.80	3,014	1	\$1,613.00	\$1,182.82	\$1,213.14
294-531-006-4	29362-1	6	1	9/14/00	10,018.80	2,617	3	\$1,454.00	\$1,066.22	\$1,093.56
294-531-007-5	29362-1	7	1	9/14/00	10,018.80	2,617	3	\$1,454.00	\$1,066.22	\$1,093.56
294-531-008-6	29362-1	8	1	9/14/00	11,325.60	3,014	1	\$1,613.00	\$1,182.82	\$1,213.14
294-531-009-7	29362-1	9	1	9/14/00	9,583.20	3,014	1	\$1,613.00	\$1,182.82	\$1,213.14
294-531-010-7	29362-1	10	1	9/14/00	7,405.20	2,617	3	\$1,454.00	\$1,066.22	\$1,093.56
294-531-011-8	29362-1	11	1	9/14/00	7,405.20	3,014	1	\$1,613.00	\$1,182.82	\$1,213.14
294-531-012-9	29362-1	12	1	9/14/00	7,405.20	2,617	3	\$1,454.00	\$1,066.22	\$1,093.56
294-531-013-0	29362-1	13	1	9/14/00	7,405.20	3,014	1	\$1,613.00	\$1,182.82	\$1,213.14
294-531-014-1	29362-1	14	1	9/14/00	7,405.20	2,617	3	\$1,454.00	\$1,066.22	\$1,093.56
294-531-015-2	29362-1	15	1	9/14/00	11,325.60	3,014	1	\$1,613.00	\$1,182.82	\$1,213.14
294-531-016-3	29362-1	16	1	9/14/00	13,503.60	3,014	1	\$1,613.00	\$1,182.82	\$1,213.14
294-531-017-4	29362-1	17	1	9/14/00	13,939.20	3,014	1	\$1,613.00	\$1,182.82	\$1,213.14
294-531-018-5	29362-1	18	1	9/14/00	11,761.20	2,617	3	\$1,454.00	\$1,066.22	\$1,093.56
294-531-019-6	29362-1	19	1	9/14/00	7,405.20	3,014	1	\$1,613.00	\$1,182.82	\$1,213.14
294-531-020-6	29362-1	20	1	9/14/00	7,405.20	2,617	3	\$1,454.00	\$1,066.22	\$1,093.56
294-531-021-7	29362-1	21	1	9/14/00	7,405.20	3,014	1	\$1,613.00	\$1,182.82	\$1,213.14
294-531-022-8	29362-1	22	1	9/14/00	7,405.20	2,617	3	\$1,454.00	\$1,066.22	\$1,093.56
294-531-023-9	29362-1	23	1	9/14/00	7,405.20	3,014	1	\$1,613.00	\$1,182.82	\$1,213.14
294-531-024-0	29362-1	24	1	9/14/00	9,583.20	3,014	1	\$1,613.00	\$1,182.82	\$1,213.14
294-531-025-1	29362-1	25	1	6/19/00	9,147.60	3,014	1	\$1,613.00	\$1,182.82	\$1,213.14
294-531-026-2	29362-1	26	1	6/19/00	6,969.60	2,617	3	\$1,454.00	\$1,066.22	\$1,093.56
294-531-027-3	29362-1	27	1	6/19/00	6,969.60	3,014	1	\$1,613.00	\$1,182.82	\$1,213.14
294-531-028-4	29362-1	28	1	6/19/00	6,969.60	2,617	3	\$1,454.00	\$1,066.22	\$1,093.56
294-531-029-5	29362-1	29	1	6/19/00	6,969.60	3,014	1	\$1,613.00	\$1,182.82	\$1,213.14
294-531-030-5	29362-1	30	1	6/19/00	6,969.60	2,617	3	\$1,454.00	\$1,066.22	\$1,093.56
294-531-031-6	29362-1	31	1	6/19/00	10,890.00	3,014	1	\$1,613.00	\$1,182.82	\$1,213.14
294-531-032-7	29362-1	32	1	6/19/00	12,632.40	2,617	3	\$1,454.00	\$1,066.22	\$1,093.56
294-531-033-8	29362-1	33	1	6/13/00	13,068.00	3,014	1	\$1,613.00	\$1,182.82	\$1,213.14
294-531-034-9	29362-1	34	1	6/13/00	10,890.00	2,617	3	\$1,454.00	\$1,066.22	\$1,093.56
294-531-035-0	29362-1	35	1	6/13/00	7,405.20	3,014	1	\$1,613.00	\$1,182.82	\$1,213.14
294-531-036-1	29362-1	36	1	6/13/00	7,405.20	2,617	3	\$1,454.00	\$1,066.22	\$1,093.56
294-531-037-2	29362-1	37	1	6/13/00	7,405.20	3,014	1	\$1,613.00	\$1,182.82	\$1,213.14
294-531-038-3	29362-1	38	1	6/13/00	7,405.20	2,617	3	\$1,454.00	\$1,066.22	\$1,093.56
294-531-039-4	29362-1	39	1	6/13/00	7,405.20	3,014	1	\$1,613.00	\$1,182.82	\$1,213.14
294-531-040-4	29362-1	40	1	6/13/00	9,147.60	3,014	1	\$1,613.00	\$1,182.82	\$1,213.14
294-531-041-5	29362-1	41	1	6/13/00	9,583.20	3,014	1	\$1,613.00	\$1,182.82	\$1,213.14
294-531-042-6	29362-1	42	1	6/13/00	7,405.20	2,617	3	\$1,454.00	\$1,066.22	\$1,093.56
294-531-043-7	29362-1	43	1	6/13/00	7,405.20	3,014	1	\$1,613.00	\$1,182.82	\$1,213.14
294-531-044-8	29362-1	44	1	6/13/00	7,405.20	2,617	3	\$1,454.00	\$1,066.22	\$1,093.56
294-531-045-9	29362-1	45	1	6/13/00	8,712.00	3,014	1	\$1,613.00	\$1,182.82	\$1,213.14
294-531-046-0	29362-1	46	1	6/13/00	13,068.00	2,617	3	\$1,454.00	\$1,066.22	\$1,093.56
294-531-047-1	29362-1	47	1	6/13/00	15,681.60	3,014	1	\$1,613.00	\$1,182.82	\$1,213.14
294-531-048-2	29362-1	48	1	6/13/00	15,246.00	2,617	3	\$1,454.00	\$1,066.22	\$1,093.56

**Community Facilities District No. 9, Improvement Area No. 5
Riverside Unified School District**

Fiscal Year 2011-2012 Special Tax Levy

<u>Assessor's Parcel Number</u>	<u>Tract</u>	<u>Lot</u>	<u>Number of Units</u>	<u>Permit Date</u>	<u>Taxable Area (SF)</u>	<u>Building Sq. Ft.</u>	<u>Tax Class</u>	FY 2011-12	FY 2011-12	FY 2010-11
								<u>Expected Maximum Special Tax</u>	<u>Special Tax Levy</u>	<u>Special Tax Levy</u>
294-531-049-3	29362-1	49	1	6/13/00	12,196.80	3,014	1	\$1,613.00	\$1,182.82	\$1,213.14
294-531-050-3	29362-1	50	1	6/13/00	8,712.00	2,617	3	\$1,454.00	\$1,066.22	\$1,093.56
294-531-051-4	29362-1	51	1	6/13/00	7,405.20	3,014	1	\$1,613.00	\$1,182.82	\$1,213.14
294-531-052-5	29362-1	52	1	6/13/00	7,405.20	2,617	3	\$1,454.00	\$1,066.22	\$1,093.56
294-531-053-6	29362-1	53	1	6/13/00	7,405.20	3,014	1	\$1,613.00	\$1,182.82	\$1,213.14
294-531-054-7	29362-1	54	1	6/13/00	9,147.60	3,014	1	\$1,613.00	\$1,182.82	\$1,213.14
294-531-055-8	29362-1	55	1	6/13/00	8,276.40	3,014	1	\$1,613.00	\$1,182.82	\$1,213.14
294-531-056-9	29362-1	56	1	6/13/00	6,969.60	2,617	3	\$1,454.00	\$1,066.22	\$1,093.56
294-531-057-0	29362-1	57	1	6/13/00	6,969.60	3,014	1	\$1,613.00	\$1,182.82	\$1,213.14
294-531-058-1	29362-1	58	1	6/13/00	7,405.20	2,617	3	\$1,454.00	\$1,066.22	\$1,093.56
294-531-059-2	29362-1	59	1	6/13/00	7,840.80	3,014	1	\$1,613.00	\$1,182.82	\$1,213.14
294-531-060-2	29362-1	60	1	6/13/00	9,583.20	2,617	3	\$1,454.00	\$1,066.22	\$1,093.56
294-531-061-3	29362-1	61	1	6/13/00	11,325.60	3,014	1	\$1,613.00	\$1,182.82	\$1,213.14
294-531-062-4	29362-1	62	1	6/13/00	14,810.40	2,617	3	\$1,454.00	\$1,066.22	\$1,093.56
294-531-063-5	29362-1	63	1	6/13/00	11,325.60	2,283	4	\$1,423.00	\$1,043.48	\$1,070.24
294-532-001-2	29362-1	93	1	6/13/00	8,276.40	3,014	1	\$1,613.00	\$1,182.82	\$1,213.14
294-532-002-3	29362-1	94	1	6/13/00	6,534.00	2,617	3	\$1,454.00	\$1,066.22	\$1,093.56
294-532-003-4	29362-1	95	1	6/13/00	6,534.00	3,014	1	\$1,613.00	\$1,182.82	\$1,213.14
294-532-004-5	29362-1	96	1	6/13/00	6,969.60	2,617	3	\$1,454.00	\$1,066.22	\$1,093.56
294-532-005-6	29362-1	97	1	6/13/00	6,969.60	3,014	1	\$1,613.00	\$1,182.82	\$1,213.14
294-541-001-0	29362-1	64	1	6/13/00	6,098.40	2,283	4	\$1,423.00	\$1,043.48	\$1,070.24
294-541-002-1	29362-1	65	1	6/13/00	6,534.00	2,444	3	\$1,454.00	\$1,066.22	\$1,093.56
294-541-003-2	29362-1	66	1	6/13/00	6,534.00	2,283	4	\$1,423.00	\$1,043.48	\$1,070.24
294-541-004-3	29362-1	67	1	6/13/00	6,534.00	2,444	3	\$1,454.00	\$1,066.22	\$1,093.56
294-541-005-4	29362-1	68	1	6/13/00	6,534.00	1,994	5	\$1,344.00	\$985.56	\$1,010.82
294-541-006-5	29362-1	69	1	6/13/00	12,196.80	2,283	4	\$1,423.00	\$1,043.48	\$1,070.24
294-541-007-6	29362-1	70	1	6/13/00	8,712.00	2,444	3	\$1,454.00	\$1,066.22	\$1,093.56
294-541-008-7	29362-1	71	1	6/13/00	6,969.60	2,283	4	\$1,423.00	\$1,043.48	\$1,070.24
294-541-009-8	29362-1	72	1	6/13/00	6,534.00	2,145	4	\$1,423.00	\$1,043.48	\$1,070.24
294-541-010-8	29362-1	73	1	6/13/00	6,969.60	2,283	4	\$1,423.00	\$1,043.48	\$1,070.24
294-541-011-9	29362-1	74	1	6/13/00	6,534.00	2,617	3	\$1,454.00	\$1,066.22	\$1,093.56
294-541-012-0	29362-1	75	1	6/13/00	7,840.80	2,283	4	\$1,423.00	\$1,043.48	\$1,070.24
294-541-013-1	29362-1	76	1	6/13/00	8,712.00	2,444	3	\$1,454.00	\$1,066.22	\$1,093.56
294-541-014-2	29362-1	77	1	6/13/00	9,583.20	2,283	4	\$1,423.00	\$1,043.48	\$1,070.24
294-541-015-3	29362-1	78	1	6/13/00	7,405.20	1,747	6	\$1,296.00	\$950.36	\$974.72
294-541-016-4	29362-1	79	1	6/13/00	7,405.20	2,444	3	\$1,454.00	\$1,066.22	\$1,093.56
294-541-017-5	29362-1	80	1	6/13/00	7,405.20	2,283	4	\$1,423.00	\$1,043.48	\$1,070.24
294-541-018-6	29362-1	81	1	6/13/00	7,405.20	2,444	3	\$1,454.00	\$1,066.22	\$1,093.56
294-541-019-7	29362-1	82	1	6/13/00	7,405.20	1,994	5	\$1,344.00	\$985.56	\$1,010.82
294-541-020-7	29362-1	83	1	6/13/00	7,405.20	2,283	4	\$1,423.00	\$1,043.48	\$1,070.24
294-541-021-8	29362-1	84	1	6/13/00	7,405.20	2,817	2	\$1,533.00	\$1,124.16	\$1,152.98
294-541-022-9	29362-1	85	1	6/13/00	7,405.20	1,747	6	\$1,296.00	\$950.36	\$974.72
294-541-023-0	29362-1	86	1	6/13/00	9,583.20	2,318	3	\$1,454.00	\$1,066.22	\$1,093.56
294-542-001-3	29362-1	87	1	6/13/00	8,712.00	1,747	6	\$1,296.00	\$950.36	\$974.72
294-542-002-4	29362-1	88	1	6/13/00	10,454.40	1,747	6	\$1,296.00	\$950.36	\$974.72
294-542-003-5	29362-1	89	1	6/13/00	11,761.20	2,283	4	\$1,423.00	\$1,043.48	\$1,070.24
294-542-004-6	29362-1	90	1	6/13/00	10,018.80	2,444	3	\$1,454.00	\$1,066.22	\$1,093.56
294-542-005-7	29362-1	91	1	6/13/00	10,018.80	2,283	4	\$1,423.00	\$1,043.48	\$1,070.24

**Community Facilities District No. 9, Improvement Area No. 5
Riverside Unified School District**

Fiscal Year 2011-2012 Special Tax Levy

<u>Assessor's Parcel Number</u>	<u>Tract</u>	<u>Lot</u>	<u>Number of Units</u>	<u>Permit Date</u>	<u>Taxable Area (SF)</u>	<u>Building Sq. Ft.</u>	<u>Tax Class</u>	FY 2011-12	FY 2011-12	FY 2010-11
								<u>Expected Maximum Special Tax</u>	<u>Special Tax Levy</u>	<u>Special Tax Levy</u>
294-542-006-8	29362-1	92	1	6/13/00	10,890.00	2,283	4	\$1,423.00	\$1,043.48	\$1,070.24
294-542-007-9	29362-1	98	1	6/13/00	8,276.40	2,444	3	\$1,454.00	\$1,066.22	\$1,093.56
294-542-008-0	29362-1	99	1	6/13/00	8,712.00	2,283	4	\$1,423.00	\$1,043.48	\$1,070.24
294-542-009-1	29362-1	100	1	6/13/00	8,276.40	1,994	5	\$1,344.00	\$985.56	\$1,010.82
294-542-010-1	29362-1	101	1	6/13/00	8,276.40	2,145	4	\$1,423.00	\$1,043.48	\$1,070.24
294-543-001-6	29362-1	102	1	6/13/00	10,018.80	1,747	6	\$1,296.00	\$950.36	\$974.72
294-543-002-7	29362-1	103	1	6/13/00	8,276.40	2,283	4	\$1,423.00	\$1,043.48	\$1,070.24
294-543-003-8	29362-1	104	1	6/13/00	6,969.60	2,283	4	\$1,423.00	\$1,043.48	\$1,070.24
294-543-004-9	29362-1	105	1	6/13/00	6,534.00	2,145	4	\$1,423.00	\$1,043.48	\$1,070.24
294-543-005-0	29362-1	106	1	6/13/00	7,840.80	2,283	4	\$1,423.00	\$1,043.48	\$1,070.24
294-543-006-1	29362-1	107	1	6/13/00	8,712.00	2,283	4	\$1,423.00	\$1,043.48	\$1,070.24
294-543-007-2	29362-1	108	1	6/13/00	11,761.20	2,283	4	\$1,423.00	\$1,043.48	\$1,070.24
294-543-008-3	29362-1	109	1	6/13/00	8,712.00	1,747	6	\$1,296.00	\$950.36	\$974.72
294-543-009-4	29362-1	110	1	6/13/00	8,276.40	2,444	3	\$1,454.00	\$1,066.22	\$1,093.56
294-543-010-4	29362-1	111	1	6/13/00	7,405.20	2,283	4	\$1,423.00	\$1,043.48	\$1,070.24
294-543-011-5	29362-1	112	1	6/13/00	7,405.20	2,444	3	\$1,454.00	\$1,066.22	\$1,093.56
294-543-012-6	29362-1	113	1	6/13/00	7,840.80	2,283	4	\$1,423.00	\$1,043.48	\$1,070.24
294-543-013-7	29362-1	114	1	6/13/00	9,583.20	1,747	6	\$1,296.00	\$950.36	\$974.72
294-543-014-8	29362-1	115	1	6/13/00	13,503.60	2,444	3	\$1,454.00	\$1,066.22	\$1,093.56
294-543-015-9	29362-1	116	1	6/13/00	10,454.40	2,283	4	\$1,423.00	\$1,043.48	\$1,070.24
294-543-016-0	29362-1	117	1	6/13/00	9,147.60	2,444	3	\$1,454.00	\$1,066.22	\$1,093.56
294-543-017-1	29362-1	118	1	6/13/00	8,276.40	1,994	5	\$1,344.00	\$985.56	\$1,010.82
294-543-018-2	29362-1	119	1	6/13/00	10,890.00	2,283	4	\$1,423.00	\$1,043.48	\$1,070.24
294-543-019-3	29362-1	120	1	6/13/00	14,374.80	2,444	3	\$1,454.00	\$1,066.22	\$1,093.56
294-543-020-3	29362-1	121	1	6/13/00	16,117.20	2,283	4	\$1,423.00	\$1,043.48	\$1,070.24
294-543-021-4	29362-1	122	1	6/13/00	9,583.20	2,145	4	\$1,423.00	\$1,043.48	\$1,070.24
294-543-022-5	29362-1	123	1	6/13/00	9,583.20	2,283	4	\$1,423.00	\$1,043.48	\$1,070.24
294-543-023-6	29362-1	124	1	6/13/00	13,503.60	2,617	3	\$1,454.00	\$1,066.22	\$1,093.56
294-543-024-7	29362-1	125	1	6/13/00	10,018.80	2,283	4	\$1,423.00	\$1,043.48	\$1,070.24
294-543-025-8	29362-1	126	1	6/13/00	7,840.80	2,145	4	\$1,423.00	\$1,043.48	\$1,070.24
294-543-026-9	29362-1	127	1	6/13/00	7,840.80	2,283	4	\$1,423.00	\$1,043.48	\$1,070.24
294-543-027-0	29362-1	128	1	6/13/00	10,890.00	2,444	3	\$1,454.00	\$1,066.22	\$1,093.56
294-543-028-1	29362-1	129	1	6/13/00	8,712.00	1,747	6	\$1,296.00	\$950.36	\$974.72
294-543-029-2	29362-1	130	1	6/13/00	7,405.20	2,283	4	\$1,423.00	\$1,043.48	\$1,070.24
294-543-030-2	29362-1	131	1	6/13/00	7,405.20	2,145	4	\$1,423.00	\$1,043.48	\$1,070.24
294-543-031-3	29362-1	132	1	6/13/00	7,405.20	2,283	4	\$1,423.00	\$1,043.48	\$1,070.24
294-543-032-4	29362-1	133	1	6/13/00	7,405.20	2,283	4	\$1,423.00	\$1,043.48	\$1,070.24
294-543-033-5	29362-1	134	1	6/13/00	8,276.40	2,283	4	\$1,423.00	\$1,043.48	\$1,070.24
Totals:			134		1,200,078.00	340,605		\$198,106.00	\$145,271.32	\$148,995.98

J:\CLIENTS\RUSD\ADMIN\2011_2012\CFD9\IA 1_3_5\Database\cfd9ia135

6/6/2011

Exhibit "A" for Resolution 59

**Community Facilities District No. 9, Improvement Area No. 2
Riverside Unified School District**

Fiscal Year 2011-2012 Special Tax Levy

<u>Assessor's Parcel Number</u>	<u>Tract</u>	<u>Lot</u>	<u>Number of Units</u>	<u>Permit Date</u>	<u>Taxable Lot Sq. Ft.</u>	<u>Building Sq. Ft.</u>	<u>Tax Class</u>	<u>FY 2011-12 Expected Maximum Special Tax</u>	<u>FY 2011-12 Special Tax Levy</u>	<u>FY 2010-11 Special Tax Levy</u>
276-100-017-0	29242	1	1	9/13/02	165,528	3,765	1	\$2,155.00	\$1,386.10	\$1,459.06
276-100-018-1	29242	2	1	10/2/01	30,928	2,871	3	\$1,982.00	\$1,274.82	\$1,341.92
276-100-019-2	29242	3	1	10/2/01	25,265	3,374	1	\$2,155.00	\$1,386.10	\$1,459.06
276-100-020-2	29242	4	1	10/2/01	25,265	3,378	1	\$2,155.00	\$1,386.10	\$1,459.06
276-100-021-3	29242	5	1	10/2/01	25,265	3,765	1	\$2,155.00	\$1,386.10	\$1,459.06
276-100-022-4	29242	6	1	10/2/01	25,700	3,374	1	\$2,155.00	\$1,386.10	\$1,459.06
276-100-023-5	29242	7	1	10/2/01	31,363	3,033	2	\$2,086.00	\$1,341.72	\$1,412.34
276-100-024-6	29242	8	1	10/2/01	47,916	3,378	1	\$2,155.00	\$1,386.10	\$1,459.06
276-100-025-7	29242	9	1	9/13/02	30,492	3,765	1	\$2,155.00	\$1,386.10	\$1,459.06
276-100-026-8	29242	10	1	9/13/02	29,621	3,033	2	\$2,086.00	\$1,341.72	\$1,412.34
276-100-027-9	29242	11	1	9/13/02	27,878	3,374	1	\$2,155.00	\$1,386.10	\$1,459.06
276-100-028-0	29242	12	1	9/13/02	30,056	2,871	3	\$1,982.00	\$1,274.82	\$1,341.92
276-100-029-1	29242	13	1	9/13/02	41,818	3,765	1	\$2,155.00	\$1,386.10	\$1,459.06
276-100-030-1	29242	14	1	9/13/02	94,961	3,374	1	\$2,155.00	\$1,386.10	\$1,459.06
276-100-031-2	29242	15	1	9/13/02	50,530	2,871	3	\$1,982.00	\$1,274.82	\$1,341.92
276-100-032-3	29242	16	1	9/13/02	65,340	3,033	2	\$2,086.00	\$1,341.72	\$1,412.34
276-100-033-4	29242	17	1	9/13/02	209,088	2,871	3	\$1,982.00	\$1,274.82	\$1,341.92
276-100-034-5	29242	18	1	9/13/02	128,502	3,765	1	\$2,155.00	\$1,386.10	\$1,459.06
276-100-035-6	29242	19	1	9/13/02	23,522	3,765	1	\$2,155.00	\$1,386.10	\$1,459.06
276-100-036-7	29242	20	1	9/13/02	22,651	3,033	2	\$2,086.00	\$1,341.72	\$1,412.34
276-100-037-8	29242	21	1	9/13/02	36,590	3,765	1	\$2,155.00	\$1,386.10	\$1,459.06
276-100-038-9	29242	22	1	9/13/02	41,818	3,378	1	\$2,155.00	\$1,386.10	\$1,459.06
276-100-039-0	29242	23	1	1/21/03	35,284	3,299	1	\$2,155.00	\$1,386.10	\$1,459.06
276-100-040-0	29242	24	1	1/21/03	40,946	3,148	2	\$2,086.00	\$1,341.72	\$1,412.34
276-100-041-1	29242	114	1	1/21/03	35,719	3,313	1	\$2,155.00	\$1,386.10	\$1,459.06
276-100-042-2	29242	115	1	1/21/03	28,314	3,299	1	\$2,155.00	\$1,386.10	\$1,459.06
276-100-043-3	29242	116	1	1/21/03	27,443	3,361	1	\$2,155.00	\$1,386.10	\$1,459.06
276-100-044-4	29242	117	1	1/21/03	29,621	3,597	1	\$2,155.00	\$1,386.10	\$1,459.06
276-100-045-5	29242	91	1	10/2/01	27,443	3,765	1	\$2,155.00	\$1,386.10	\$1,459.06
276-100-046-6	29242	92	1	10/2/01	24,829	2,871	3	\$1,982.00	\$1,274.82	\$1,341.92
276-100-047-7	29242	93	1	1/23/02	23,087	3,374	1	\$2,155.00	\$1,386.10	\$1,459.06
276-100-048-8	29242	94	1	1/23/02	22,651	3,378	1	\$2,155.00	\$1,386.10	\$1,459.06
276-100-049-9	29242	95	1	1/23/02	22,651	3,765	1	\$2,155.00	\$1,386.10	\$1,459.06
276-100-050-9	29242	71	1	1/23/02	25,265	3,374	1	\$2,155.00	\$1,386.10	\$1,459.06
276-100-051-0	29242	72	1	1/23/02	22,651	3,378	1	\$2,155.00	\$1,386.10	\$1,459.06
276-100-052-1	29242	73	1	1/23/02	22,651	3,033	2	\$2,086.00	\$1,341.72	\$1,412.34
276-100-053-2	29242	74	1	1/23/02	42,689	3,765	1	\$2,155.00	\$1,386.10	\$1,459.06
276-100-054-3	29242	75	1	1/23/02	75,738	2,871	3	\$1,982.00	\$1,274.82	\$1,341.92

**Community Facilities District No. 9, Improvement Area No. 2
Riverside Unified School District**

Fiscal Year 2011-2012 Special Tax Levy

<u>Assessor's Parcel Number</u>	<u>Tract</u>	<u>Lot</u>	<u>Number of Units</u>	<u>Permit Date</u>	<u>Taxable Lot Sq. Ft.</u>	<u>Building Sq. Ft.</u>	<u>Tax Class</u>	<u>FY 2011-12 Expected Maximum Special Tax</u>	<u>FY 2011-12 Special Tax Levy</u>	<u>FY 2010-11 Special Tax Levy</u>
276-100-055-4	29242	76	1	1/23/02	31,799	3,378	1	\$2,155.00	\$1,386.10	\$1,459.06
276-100-056-5	29242	77	1	1/23/02	24,394	3,374	1	\$2,155.00	\$1,386.10	\$1,459.06
276-100-057-6	29242	78	1	1/23/02	24,394	2,871	3	\$1,982.00	\$1,274.82	\$1,341.92
276-100-058-7	29242	79	1	1/23/02	28,314	3,033	2	\$2,086.00	\$1,341.72	\$1,412.34
276-100-059-8	29242	80	1	10/2/01	22,651	3,033	2	\$2,086.00	\$1,341.72	\$1,412.34
276-100-060-8	29242	81	1	10/2/01	19,602	3,033	2	\$2,086.00	\$1,341.72	\$1,412.34
276-100-061-9	29242	82	1	10/2/01	20,038	3,374	1	\$2,155.00	\$1,386.10	\$1,459.06
276-100-062-0	29242	83	1	10/2/01	20,473	2,871	3	\$1,982.00	\$1,274.82	\$1,341.92
276-100-063-1	29242	84	1	10/2/01	23,958	3,378	1	\$2,155.00	\$1,386.10	\$1,459.06
276-100-064-2	29242	85	1	6/21/01	32,670	3,033	2	\$2,086.00	\$1,341.72	\$1,412.34
276-100-065-3	29242	86	1	6/21/01	22,651	3,954	1	\$2,155.00	\$1,386.10	\$1,459.06
276-100-066-4	29242	87	1	6/21/01	20,473	3,374	1	\$2,155.00	\$1,386.10	\$1,459.06
276-100-067-5	29242	88	1	6/21/01	20,473	3,253	1	\$2,155.00	\$1,386.10	\$1,459.06
276-100-068-6	29242	89	1	6/21/01	20,038	2,871	3	\$1,982.00	\$1,274.82	\$1,341.92
276-100-069-7	29242	90	1	9/13/02	18,295	3,374	1	\$2,155.00	\$1,386.10	\$1,459.06
276-360-001-9	29242	25	1	1/21/03	35,284	3,597	1	\$2,155.00	\$1,386.10	\$1,459.06
276-360-002-0	29242	26	1	1/21/03	36,155	3,102	2	\$2,086.00	\$1,341.72	\$1,412.34
276-360-003-1	29242	27	1	1/21/03	41,818	3,597	1	\$2,155.00	\$1,386.10	\$1,459.06
276-360-004-2	29242	28	1	3/24/03	35,284	3,102	2	\$2,086.00	\$1,341.72	\$1,412.34
276-360-005-3	29242	29	1	3/24/03	37,897	3,597	1	\$2,155.00	\$1,386.10	\$1,459.06
276-360-006-4	29242	30	1	3/24/03	37,897	3,313	1	\$2,155.00	\$1,386.10	\$1,459.06
276-360-007-5	29242	31	1	3/24/03	53,579	3,102	2	\$2,086.00	\$1,341.72	\$1,412.34
276-360-008-6	29242	32	1	3/5/03	46,609	3,597	1	\$2,155.00	\$1,386.10	\$1,459.06
276-360-009-7	29242	33	1	3/5/03	84,942	3,361	1	\$2,155.00	\$1,386.10	\$1,459.06
276-360-010-7	29242	34	1	3/5/03	83,200	3,102	2	\$2,086.00	\$1,341.72	\$1,412.34
276-360-011-8	29242	35	1	3/5/03	69,260	3,597	1	\$2,155.00	\$1,386.10	\$1,459.06
276-360-012-9	29242	36	1	3/5/03	64,904	3,102	2	\$2,086.00	\$1,341.72	\$1,412.34
276-360-013-0	29242	37	1	3/5/03	46,609	3,148	2	\$2,086.00	\$1,341.72	\$1,412.34
276-360-014-1	29242	38	1	3/5/03	84,506	3,361	1	\$2,155.00	\$1,386.10	\$1,459.06
276-360-015-2	29242	39	1	3/5/03	71,874	3,102	2	\$2,086.00	\$1,341.72	\$1,412.34
276-360-016-3	29242	40	1	3/5/03	49,223	3,597	1	\$2,155.00	\$1,386.10	\$1,459.06
276-360-017-4	29242	41	1	3/5/03	45,302	3,299	1	\$2,155.00	\$1,386.10	\$1,459.06
276-360-018-5	29242	42	1	3/5/03	25,700	3,313	1	\$2,155.00	\$1,386.10	\$1,459.06
276-360-019-6	29242	43	1	3/24/03	23,522	3,597	1	\$2,155.00	\$1,386.10	\$1,459.06
276-360-020-6	29242	44	1	3/24/03	23,522	3,361	1	\$2,155.00	\$1,386.10	\$1,459.06
276-360-021-7	29242	45	1	3/24/03	26,136	3,102	2	\$2,086.00	\$1,341.72	\$1,412.34
276-360-022-8	29242	46	1	3/24/03	70,132	3,313	1	\$2,155.00	\$1,386.10	\$1,459.06
276-360-023-9	29242	47	1	3/24/03	98,446	3,102	2	\$2,086.00	\$1,341.72	\$1,412.34

**Community Facilities District No. 9, Improvement Area No. 2
Riverside Unified School District**

Fiscal Year 2011-2012 Special Tax Levy

<u>Assessor's Parcel Number</u>	<u>Tract</u>	<u>Lot</u>	<u>Number of Units</u>	<u>Permit Date</u>	<u>Taxable Lot Sq. Ft.</u>	<u>Building Sq. Ft.</u>	<u>Tax Class</u>	<u>FY 2011-12 Expected Maximum Special Tax</u>	<u>FY 2011-12 Special Tax Levy</u>	<u>FY 2010-11 Special Tax Levy</u>
276-360-024-0	29242	48	1	3/24/03	30,056	3,313	1	\$2,155.00	\$1,386.10	\$1,459.06
276-360-025-1	29242	49	1	3/24/03	27,007	3,102	2	\$2,086.00	\$1,341.72	\$1,412.34
276-360-026-2	29242	50	1	4/3/03	32,670	3,102	2	\$2,086.00	\$1,341.72	\$1,412.34
276-360-027-3	29242	51	1	4/3/03	40,075	3,597	1	\$2,155.00	\$1,386.10	\$1,459.06
276-360-028-4	29242	52	1	4/3/03	60,113	3,102	2	\$2,086.00	\$1,341.72	\$1,412.34
276-360-029-5	29242	53	1	4/3/03	50,530	3,148	2	\$2,086.00	\$1,341.72	\$1,412.34
276-360-030-5	29242	54	1	4/3/03	47,045	3,597	1	\$2,155.00	\$1,386.10	\$1,459.06
276-360-031-6	29242	55	1	4/3/03	29,621	3,148	2	\$2,086.00	\$1,341.72	\$1,412.34
276-360-032-7	29242	56	1	4/3/03	33,977	3,597	1	\$2,155.00	\$1,386.10	\$1,459.06
276-360-033-8	29242	57	1	5/1/02	36,155	2,871	3	\$1,982.00	\$1,274.82	\$1,341.92
276-360-034-9	29242	58	1	5/1/02	27,007	3,033	2	\$2,086.00	\$1,341.72	\$1,412.34
276-360-035-0	29242	59	1	5/1/02	28,314	3,378	1	\$2,155.00	\$1,386.10	\$1,459.06
276-360-036-1	29242	60	1	5/1/02	50,965	3,033	2	\$2,086.00	\$1,341.72	\$1,412.34
276-360-037-2	29242	61	1	5/1/02	40,075	3,765	1	\$2,155.00	\$1,386.10	\$1,459.06
276-360-038-3	29242	62	1	5/1/02	35,719	3,378	1	\$2,155.00	\$1,386.10	\$1,459.06
276-360-039-4	29242	63	1	5/1/02	23,958	2,871	3	\$1,982.00	\$1,274.82	\$1,341.92
276-360-040-4	29242	64	1	2/20/02	25,265	3,033	2	\$2,086.00	\$1,341.72	\$1,412.34
276-360-041-5	29242	65	1	2/20/02	25,265	3,378	1	\$2,155.00	\$1,386.10	\$1,459.06
276-360-042-6	29242	66	1	2/20/02	37,462	3,765	1	\$2,155.00	\$1,386.10	\$1,459.06
276-360-043-7	29242	67	1	2/20/02	42,689	3,374	1	\$2,155.00	\$1,386.10	\$1,459.06
276-360-044-8	29242	68	1	2/20/02	30,056	3,033	2	\$2,086.00	\$1,341.72	\$1,412.34
276-360-045-9	29242	69	1	2/20/02	21,780	2,871	3	\$1,982.00	\$1,274.82	\$1,341.92
276-360-046-0	29242	70	1	2/20/02	27,878	3,765	1	\$2,155.00	\$1,386.10	\$1,459.06
276-360-047-1	29242	96	1	1/23/02	22,651	3,033	2	\$2,086.00	\$1,341.72	\$1,412.34
276-360-048-2	29242	97	1	1/23/02	23,522	2,871	3	\$1,982.00	\$1,274.82	\$1,341.92
276-360-049-3	29242	98	1	2/20/02	22,216	3,965	1	\$2,155.00	\$1,386.10	\$1,459.06
276-360-050-3	29242	99	1	2/20/02	22,216	3,378	1	\$2,155.00	\$1,386.10	\$1,459.06
276-360-051-4	29242	100	1	2/20/02	22,216	3,033	2	\$2,086.00	\$1,341.72	\$1,412.34
276-360-052-5	29242	101	1	2/20/02	22,216	2,871	3	\$1,982.00	\$1,274.82	\$1,341.92
276-360-053-6	29242	102	1	5/1/02	21,780	3,765	1	\$2,155.00	\$1,386.10	\$1,459.06
276-360-054-7	29242	103	1	5/1/02	23,087	3,374	1	\$2,155.00	\$1,386.10	\$1,459.06
276-360-055-8	29242	104	1	4/3/03	30,056	3,102	2	\$2,086.00	\$1,341.72	\$1,412.34
276-360-056-9	29242	105	1	4/3/03	23,522	3,313	1	\$2,155.00	\$1,386.10	\$1,459.06
276-360-057-0	29242	106	1	1/21/03	28,750	3,102	2	\$2,086.00	\$1,341.72	\$1,412.34
276-360-058-1	29242	107	1	1/21/03	53,579	3,148	2	\$2,086.00	\$1,341.72	\$1,412.34
276-360-059-2	29242	108	1	1/21/03	27,007	3,361	1	\$2,155.00	\$1,386.10	\$1,459.06
276-360-060-2	29242	109	1	4/3/03	31,363	3,102	2	\$2,086.00	\$1,341.72	\$1,412.34
276-360-061-3	29242	110	1	1/21/03	23,958	3,102	2	\$2,086.00	\$1,341.72	\$1,412.34

**Community Facilities District No. 9, Improvement Area No. 2
Riverside Unified School District**

Fiscal Year 2011-2012 Special Tax Levy

Assessor's Parcel Number	Tract	Lot	Number of Units	Permit Date	Taxable Lot Sq. Ft.	Building Sq. Ft.	Tax Class	FY 2011-12 Expected Maximum Special Tax	FY 2011-12 Special Tax Levy	FY 2010-11 Special Tax Levy
276-360-062-4	29242	111	1	1/21/03	22,216	3,361	1	\$2,155.00	\$1,386.10	\$1,459.06
276-360-063-5	29242	112	1	1/21/03	30,492	3,148	2	\$2,086.00	\$1,341.72	\$1,412.34
276-360-064-6	29242	113	1	1/21/03	43,560	3,102	2	\$2,086.00	\$1,341.72	\$1,412.34
Totals:			117		4,557,191	385,245		\$247,846.00	\$158,973.72	\$167,341.42

J:\CLIENTS\RUSD\ADMIN\2011_2012\CFD9\IA 2\Database\cfd9ia2 tax roll.rpt
6/6/2011

Community Facilities District No. 9, Improvement Area No. 4
Riverside Unified School District

Fiscal Year 2011-2012 Special Tax Levy

<u>Assessor's Parcel Number</u>	<u>Tract</u>	<u>Lot</u>	<u>Number of Units</u>	<u>Permit Date</u>	<u>Taxable Lot Sq. Ft.</u>	<u>Building Sq. Ft.</u>	<u>Tax Class</u>	<u>FY 2011-12 Expected Maximum Special Tax</u>	<u>FY 2011-12 Special Tax Levy</u>	<u>FY 2010-11 Special Tax Levy</u>
276-311-001-7	28828-2	1	1	6/29/01	13,068	3,093	2	\$1,898.00	\$1,011.28	\$1,064.50
276-311-002-8	28828-2	2	1	6/29/01	10,019	3,097	2	\$1,898.00	\$1,011.28	\$1,064.50
276-311-003-9	28828-2	3	1	6/29/01	10,019	3,093	2	\$1,898.00	\$1,011.28	\$1,064.50
276-311-004-0	28828-2	4	1	6/29/01	9,148	2,375	4	\$1,453.00	\$774.18	\$814.92
276-311-005-1	28828-2	5	1	6/29/01	10,454	3,093	2	\$1,898.00	\$1,011.28	\$1,064.50
276-311-006-2	28828-2	6	1	6/29/01	11,326	3,093	2	\$1,898.00	\$1,011.28	\$1,064.50
276-311-007-3	28828-2	7	1	6/29/01	10,454	3,093	2	\$1,898.00	\$1,011.28	\$1,064.50
276-311-008-4	28828-2	8	1	6/29/01	10,890	3,097	2	\$1,898.00	\$1,011.28	\$1,064.50
276-311-009-5	28828-2	9	1	6/29/01	8,276	2,375	4	\$1,453.00	\$774.18	\$814.92
276-311-010-5	28828-2	10	1	6/29/01	8,276	2,858	3	\$1,693.00	\$902.06	\$949.54
276-311-011-6	28828-2	11	1	6/29/01	8,276	3,383	1	\$1,949.00	\$1,038.46	\$1,093.10
276-311-012-7	28828-2	12	1	6/29/01	8,276	2,375	4	\$1,453.00	\$774.18	\$814.92
276-311-013-8	28828-2	13	1	6/29/01	10,019	3,383	1	\$1,949.00	\$1,038.46	\$1,093.10
276-311-014-9	28828-2	14	1	6/29/01	10,454	2,375	4	\$1,453.00	\$774.18	\$814.92
276-311-015-0	28828-2	H	0		0	0	EX	\$0.00	\$0.00	\$0.00
276-312-001-0	28828-2	15	1	12/26/01	9,583	3,457	1	\$1,949.00	\$1,038.46	\$1,093.10
276-312-002-1	28828-2	16	1	3/1/01	9,148	3,183	2	\$1,898.00	\$1,011.28	\$1,064.50
276-312-003-2	28828-2	17	1	3/1/01	12,197	3,280	2	\$1,898.00	\$1,011.28	\$1,064.50
276-312-004-3	28828-2	18	1	3/1/01	9,148	3,424	1	\$1,949.00	\$1,038.46	\$1,093.10
276-312-005-4	28828-2	19	1	6/29/01	8,712	2,375	4	\$1,453.00	\$774.18	\$814.92
276-312-006-5	28828-2	20	1	6/29/01	12,632	3,093	2	\$1,898.00	\$1,011.28	\$1,064.50
276-312-007-6	28828-2	21	1	6/29/01	12,632	3,383	1	\$1,949.00	\$1,038.46	\$1,093.10
276-312-008-7	28828-2	22	1	6/29/01	11,761	2,858	3	\$1,693.00	\$902.06	\$949.54
276-312-009-8	28828-2	23	1	6/29/01	9,148	2,375	4	\$1,453.00	\$774.18	\$814.92
276-312-010-8	28828-2	24	1	4/26/01	8,276	3,093	2	\$1,898.00	\$1,011.28	\$1,064.50
276-312-011-9	28828-2	25	1	4/26/01	8,712	3,097	2	\$1,898.00	\$1,011.28	\$1,064.50
276-312-012-0	28828-2	26	1	4/26/01	10,454	3,093	2	\$1,898.00	\$1,011.28	\$1,064.50
276-312-013-1	28828-2	27	1	4/26/01	12,632	3,383	1	\$1,949.00	\$1,038.46	\$1,093.10
276-312-014-2	28828-2	28	1	4/26/01	15,246	3,093	2	\$1,898.00	\$1,011.28	\$1,064.50
276-312-015-3	28828-2	29	1	4/26/01	12,197	3,383	1	\$1,949.00	\$1,038.46	\$1,093.10
276-312-016-4	28828-2	30	1	4/26/01	10,890	3,093	2	\$1,898.00	\$1,011.28	\$1,064.50
276-312-017-5	28828-2	31	1	4/26/01	8,276	3,383	1	\$1,949.00	\$1,038.46	\$1,093.10
276-312-018-6	28828-2	32	1	4/26/01	8,276	2,375	4	\$1,453.00	\$774.18	\$814.92
276-312-019-7	28828-2	33	1	4/26/01	9,148	3,383	1	\$1,949.00	\$1,038.46	\$1,093.10
276-312-020-7	28828-2	34	1	4/26/01	10,454	2,375	4	\$1,453.00	\$774.18	\$814.92
276-312-021-8	28828-2	G	0		0	0	EX	\$0.00	\$0.00	\$0.00
276-313-001-3	28828-2	35	1	4/26/01	11,761	3,097	2	\$1,898.00	\$1,011.28	\$1,064.50
276-313-002-4	28828-2	36	1	4/26/01	10,019	3,093	2	\$1,898.00	\$1,011.28	\$1,064.50

**Community Facilities District No. 9, Improvement Area No. 4
Riverside Unified School District**

Fiscal Year 2011-2012 Special Tax Levy

<u>Assessor's Parcel Number</u>	<u>Tract</u>	<u>Lot</u>	<u>Number of Units</u>	<u>Permit Date</u>	<u>Taxable Lot Sq. Ft.</u>	<u>Building Sq. Ft.</u>	<u>Tax Class</u>	<u>FY 2011-12 Expected Maximum Special Tax</u>	<u>FY 2011-12 Special Tax Levy</u>	<u>FY 2010-11 Special Tax Levy</u>
276-313-003-5	28828-2	37	1	4/26/01	10,019	3,383	1	\$1,949.00	\$1,038.46	\$1,093.10
276-313-004-6	28828-2	38	1	4/26/01	10,019	2,375	4	\$1,453.00	\$774.18	\$814.92
276-313-005-7	28828-2	39	1	4/26/01	10,019	3,383	1	\$1,949.00	\$1,038.46	\$1,093.10
276-313-006-8	28828-2	40	1	4/26/01	10,019	3,093	2	\$1,898.00	\$1,011.28	\$1,064.50
276-313-007-9	28828-2	41	1	4/26/01	10,454	3,383	1	\$1,949.00	\$1,038.46	\$1,093.10
276-313-008-0	28828-2	42	1	9/27/01	21,344	3,383	1	\$1,949.00	\$1,038.46	\$1,093.10
276-314-001-6	28828-2	43	1	9/27/01	21,780	3,358	1	\$1,949.00	\$1,038.46	\$1,093.10
276-314-002-7	28828-2	44	1	9/27/01	21,780	3,358	1	\$1,949.00	\$1,038.46	\$1,093.10
276-314-003-8	28828-2	45	1	9/27/01	21,780	3,383	1	\$1,949.00	\$1,038.46	\$1,093.10
276-314-004-9	28828-2	46	1	9/27/01	21,780	3,358	1	\$1,949.00	\$1,038.46	\$1,093.10
276-314-005-0	28828-2	47	1	9/27/01	21,780	3,383	1	\$1,949.00	\$1,038.46	\$1,093.10
276-314-006-1	28828-2	48	1	9/27/01	21,780	3,358	1	\$1,949.00	\$1,038.46	\$1,093.10
276-314-007-2	28828-2	49	1	6/29/01	8,712	2,375	4	\$1,453.00	\$774.18	\$814.92
276-314-008-3	28828-2	50	1	6/29/01	8,712	3,383	1	\$1,949.00	\$1,038.46	\$1,093.10
276-314-009-4	28828-2	51	1	6/29/01	8,712	2,858	3	\$1,693.00	\$902.06	\$949.54
276-314-010-4	28828-2	52	1	4/22/02	8,712	3,093	2	\$1,898.00	\$1,011.28	\$1,064.50
276-314-011-5	28828-2	53	1	10/19/00	8,276	2,700	4	\$1,453.00	\$774.18	\$814.92
276-314-012-6	28828-2	54	1	10/19/00	8,276	3,358	1	\$1,949.00	\$1,038.46	\$1,093.10
276-314-013-7	28828-2	55	1	10/19/00	8,276	3,383	1	\$1,949.00	\$1,038.46	\$1,093.10
276-314-014-8	28828-2	56	1	6/29/01	8,276	3,093	2	\$1,898.00	\$1,011.28	\$1,064.50
276-314-015-9	28828-2	57	1	6/29/01	8,712	3,093	2	\$1,898.00	\$1,011.28	\$1,064.50
276-314-016-0	28828-2	58	1	6/29/01	9,148	3,383	1	\$1,949.00	\$1,038.46	\$1,093.10
276-321-001-8	28828	31	1	10/4/01	7,841	3,457	1	\$1,949.00	\$1,038.46	\$1,093.10
276-321-002-9	28828	32	1	10/4/01	7,841	3,457	1	\$1,949.00	\$1,038.46	\$1,093.10
276-321-003-0	28828	33	1	9/12/01	7,841	3,613	1	\$1,949.00	\$1,038.46	\$1,093.10
276-321-004-1	28828	34	1	9/12/01	7,841	3,457	1	\$1,949.00	\$1,038.46	\$1,093.10
276-321-005-2	28828	35	1	9/12/01	7,841	3,183	2	\$1,898.00	\$1,011.28	\$1,064.50
276-321-006-3	28828	36	1	9/12/01	7,841	3,457	1	\$1,949.00	\$1,038.46	\$1,093.10
276-321-007-4	28828	37	1	9/12/01	7,841	3,613	1	\$1,949.00	\$1,038.46	\$1,093.10
276-321-008-5	28828	38	1	9/12/01	8,276	3,457	1	\$1,949.00	\$1,038.46	\$1,093.10
276-322-001-1	28828	39	1	9/12/01	10,019	3,183	2	\$1,898.00	\$1,011.28	\$1,064.50
276-322-002-2	28828	40	1	9/12/01	8,712	3,280	2	\$1,898.00	\$1,011.28	\$1,064.50
276-322-003-3	28828	41	1	9/12/01	8,712	3,457	1	\$1,949.00	\$1,038.46	\$1,093.10
276-322-004-4	28828	42	1	9/12/01	8,712	3,457	1	\$1,949.00	\$1,038.46	\$1,093.10
276-322-005-5	28828	43	1	9/12/01	8,712	3,183	2	\$1,898.00	\$1,011.28	\$1,064.50
276-322-006-6	28828	44	1	9/12/01	8,712	3,457	1	\$1,949.00	\$1,038.46	\$1,093.10
276-322-007-7	28828	45	1	10/4/01	8,712	3,280	2	\$1,898.00	\$1,011.28	\$1,064.50
276-322-008-8	28828	46	1	10/4/01	8,712	3,457	1	\$1,949.00	\$1,038.46	\$1,093.10

**Community Facilities District No. 9, Improvement Area No. 4
Riverside Unified School District**

Fiscal Year 2011-2012 Special Tax Levy

<u>Assessor's Parcel Number</u>	<u>Tract</u>	<u>Lot</u>	<u>Number of Units</u>	<u>Permit Date</u>	<u>Taxable Lot Sq. Ft.</u>	<u>Building Sq. Ft.</u>	<u>Tax Class</u>	<u>FY 2011-12 Expected Maximum Special Tax</u>	<u>FY 2011-12 Special Tax Levy</u>	<u>FY 2010-11 Special Tax Levy</u>
276-322-009-9	28828	65	1	6/20/01	8,712	3,183	2	\$1,898.00	\$1,011.28	\$1,064.50
276-322-010-9	28828	66	1	6/20/01	8,712	3,457	1	\$1,949.00	\$1,038.46	\$1,093.10
276-322-011-0	28828	67	1	6/20/01	8,712	3,280	2	\$1,898.00	\$1,011.28	\$1,064.50
276-322-012-1	28828	68	1	6/20/01	8,712	3,183	2	\$1,898.00	\$1,011.28	\$1,064.50
276-322-013-2	28828	69	1	6/20/01	8,276	3,457	1	\$1,949.00	\$1,038.46	\$1,093.10
276-322-014-3	28828	70	1	5/9/01	10,019	3,280	2	\$1,898.00	\$1,011.28	\$1,064.50
276-322-015-4	28828	71	1	5/9/01	13,939	3,183	2	\$1,898.00	\$1,011.28	\$1,064.50
276-322-016-5	28828	72	1	5/9/01	15,682	3,457	1	\$1,949.00	\$1,038.46	\$1,093.10
276-322-017-6	28828	73	1	5/9/01	10,454	3,457	1	\$1,949.00	\$1,038.46	\$1,093.10
276-322-018-7	28828	74	1	5/9/01	10,890	3,183	2	\$1,898.00	\$1,011.28	\$1,064.50
276-322-019-8	28828	75	1	5/9/01	12,197	3,457	1	\$1,949.00	\$1,038.46	\$1,093.10
276-322-020-8	28828	76	1	5/9/01	12,632	3,183	2	\$1,898.00	\$1,011.28	\$1,064.50
276-322-021-9	28828	77	1	9/27/01	24,394	3,358	1	\$1,949.00	\$1,038.46	\$1,093.10
276-323-001-4	28828	78	1	5/9/01	9,148	3,183	2	\$1,898.00	\$1,011.28	\$1,064.50
276-323-002-5	28828	79	1	5/9/01	9,148	3,183	2	\$1,898.00	\$1,011.28	\$1,064.50
276-323-003-6	28828	80	1	6/20/01	8,712	3,457	1	\$1,949.00	\$1,038.46	\$1,093.10
276-323-004-7	28828	81	1	6/20/01	8,712	3,183	2	\$1,898.00	\$1,011.28	\$1,064.50
276-323-005-8	28828	82	1	6/20/01	8,712	3,457	1	\$1,949.00	\$1,038.46	\$1,093.10
276-323-006-9	28828	83	1	6/20/01	9,148	3,280	2	\$1,898.00	\$1,011.28	\$1,064.50
276-323-007-0	28828	84	1	7/30/01	8,712	3,183	2	\$1,898.00	\$1,011.28	\$1,064.50
276-323-008-1	28828	85	1	7/30/01	9,583	3,457	1	\$1,949.00	\$1,038.46	\$1,093.10
276-323-009-2	28828	86	1	7/30/01	11,326	3,280	2	\$1,898.00	\$1,011.28	\$1,064.50
276-323-010-2	28828	87	1	7/30/01	12,632	3,457	1	\$1,949.00	\$1,038.46	\$1,093.10
276-323-011-3	28828	88	1	7/30/01	12,197	3,613	1	\$1,949.00	\$1,038.46	\$1,093.10
276-323-012-4	28828	89	1	9/27/01	101,059	3,383	1	\$1,949.00	\$1,038.46	\$1,093.10
276-331-001-9	28828	1	1	9/27/01	22,651	3,358	1	\$1,949.00	\$1,038.46	\$1,093.10
276-331-002-0	28828	2	1	7/30/01	10,019	3,457	1	\$1,949.00	\$1,038.46	\$1,093.10
276-331-003-1	28828	3	1	7/30/01	8,712	3,183	2	\$1,898.00	\$1,011.28	\$1,064.50
276-331-004-2	28828	4	1	7/30/01	8,712	3,457	1	\$1,949.00	\$1,038.46	\$1,093.10
276-331-005-3	28828	5	1	7/30/01	8,276	3,457	1	\$1,949.00	\$1,038.46	\$1,093.10
276-331-006-4	28828	6	1	7/30/01	10,454	3,613	1	\$1,949.00	\$1,038.46	\$1,093.10
276-331-007-5	28828	7	1	6/20/01	9,583	3,183	2	\$1,898.00	\$1,011.28	\$1,064.50
276-331-008-6	28828	8	1	6/20/01	9,148	3,457	1	\$1,949.00	\$1,038.46	\$1,093.10
276-331-009-7	28828	9	1	6/20/01	9,148	3,183	2	\$1,898.00	\$1,011.28	\$1,064.50
276-331-010-7	28828	10	1	7/19/01	9,148	3,457	1	\$1,949.00	\$1,038.46	\$1,093.10
276-331-011-8	28828	11	1	7/19/01	9,148	3,183	2	\$1,898.00	\$1,011.28	\$1,064.50
276-331-012-9	28828	12	1	7/19/01	9,148	3,457	1	\$1,949.00	\$1,038.46	\$1,093.10
276-331-013-0	28828	13	1	7/19/01	9,148	3,280	2	\$1,898.00	\$1,011.28	\$1,064.50

**Community Facilities District No. 9, Improvement Area No. 4
Riverside Unified School District**

Fiscal Year 2011-2012 Special Tax Levy

<u>Assessor's Parcel Number</u>	<u>Tract</u>	<u>Lot</u>	<u>Number of Units</u>	<u>Permit Date</u>	<u>Taxable Lot Sq. Ft.</u>	<u>Building Sq. Ft.</u>	<u>Tax Class</u>	<u>FY 2011-12 Expected Maximum Special Tax</u>	<u>FY 2011-12 Special Tax Levy</u>	<u>FY 2010-11 Special Tax Levy</u>
276-331-014-1	28828	14	1	7/19/01	9,583	3,613	1	\$1,949.00	\$1,038.46	\$1,093.10
276-331-015-2	28828	15	1	11/1/01	10,454	3,457	1	\$1,949.00	\$1,038.46	\$1,093.10
276-331-016-3	28828	16	1	11/1/01	14,810	2,567	4	\$1,453.00	\$774.18	\$814.92
276-332-001-2	28828	17	1	11/1/01	10,890	3,183	2	\$1,898.00	\$1,011.28	\$1,064.50
276-332-002-3	28828	18	1	11/1/01	11,761	3,457	1	\$1,949.00	\$1,038.46	\$1,093.10
276-332-003-4	28828	19	1	11/1/01	12,197	3,613	1	\$1,949.00	\$1,038.46	\$1,093.10
276-332-004-5	28828	20	1	11/1/01	17,424	3,457	1	\$1,949.00	\$1,038.46	\$1,093.10
276-332-005-6	28828	21	1	11/1/01	13,504	3,457	1	\$1,949.00	\$1,038.46	\$1,093.10
276-332-006-7	28828	22	1	11/1/01	10,019	3,280	2	\$1,898.00	\$1,011.28	\$1,064.50
276-332-007-8	28828	23	1	11/1/01	7,405	3,457	1	\$1,949.00	\$1,038.46	\$1,093.10
276-332-008-9	28828	24	1	11/1/01	7,405	3,183	2	\$1,898.00	\$1,011.28	\$1,064.50
276-332-009-0	28828	25	1	11/1/01	7,405	3,457	1	\$1,949.00	\$1,038.46	\$1,093.10
276-332-010-0	28828	26	1	11/1/01	7,405	3,613	1	\$1,949.00	\$1,038.46	\$1,093.10
276-332-011-1	28828	27	1	11/1/01	7,405	3,457	1	\$1,949.00	\$1,038.46	\$1,093.10
276-332-012-2	28828	28	1	10/4/01	7,405	3,183	2	\$1,898.00	\$1,011.28	\$1,064.50
276-332-013-3	28828	29	1	10/4/01	7,841	3,457	1	\$1,949.00	\$1,038.46	\$1,093.10
276-332-014-4	28828	30	1	10/4/01	7,841	3,613	1	\$1,949.00	\$1,038.46	\$1,093.10
276-333-001-5	28828	47	1	10/4/01	8,712	3,280	2	\$1,898.00	\$1,011.28	\$1,064.50
276-333-002-6	28828	48	1	10/4/01	8,712	3,457	1	\$1,949.00	\$1,038.46	\$1,093.10
276-333-003-7	28828	49	1	10/4/01	8,712	3,457	1	\$1,949.00	\$1,038.46	\$1,093.10
276-333-004-8	28828	50	1	11/1/01	9,583	3,613	1	\$1,949.00	\$1,038.46	\$1,093.10
276-333-005-9	28828	51	1	11/1/01	8,712	3,457	1	\$1,949.00	\$1,038.46	\$1,093.10
276-333-006-0	28828	52	1	11/1/01	8,712	3,613	1	\$1,949.00	\$1,038.46	\$1,093.10
276-333-007-1	28828	53	1	11/1/01	8,712	3,457	1	\$1,949.00	\$1,038.46	\$1,093.10
276-333-008-2	28828	54	1	11/1/01	8,712	3,280	2	\$1,898.00	\$1,011.28	\$1,064.50
276-333-009-3	28828	55	1	11/1/01	9,583	3,457	1	\$1,949.00	\$1,038.46	\$1,093.10
276-333-010-3	28828	56	1	11/1/01	8,712	3,613	1	\$1,949.00	\$1,038.46	\$1,093.10
276-333-011-4	28828	57	1	7/19/01	8,712	3,457	1	\$1,949.00	\$1,038.46	\$1,093.10
276-333-012-5	28828	58	1	7/19/01	8,712	3,457	1	\$1,949.00	\$1,038.46	\$1,093.10
276-333-013-6	28828	59	1	7/19/01	8,712	3,613	1	\$1,949.00	\$1,038.46	\$1,093.10
276-333-014-7	28828	60	1	7/19/01	8,712	3,457	1	\$1,949.00	\$1,038.46	\$1,093.10
276-333-015-8	28828	61	1	7/19/01	9,583	3,613	1	\$1,949.00	\$1,038.46	\$1,093.10
276-333-016-9	28828	62	1	6/20/01	8,712	3,457	1	\$1,949.00	\$1,038.46	\$1,093.10
276-333-017-0	28828	63	1	6/20/01	8,712	3,183	2	\$1,898.00	\$1,011.28	\$1,064.50
276-333-018-1	28828	64	1	6/20/01	8,712	3,457	1	\$1,949.00	\$1,038.46	\$1,093.10
276-340-001-7	28828-1	1	1	10/12/01	27,878	3,383	1	\$1,949.00	\$1,038.46	\$1,093.10
276-340-002-8	28828-1	2	1	10/12/01	21,344	3,358	1	\$1,949.00	\$1,038.46	\$1,093.10
276-340-003-9	28828-1	3	1	10/12/01	23,958	3,383	1	\$1,949.00	\$1,038.46	\$1,093.10

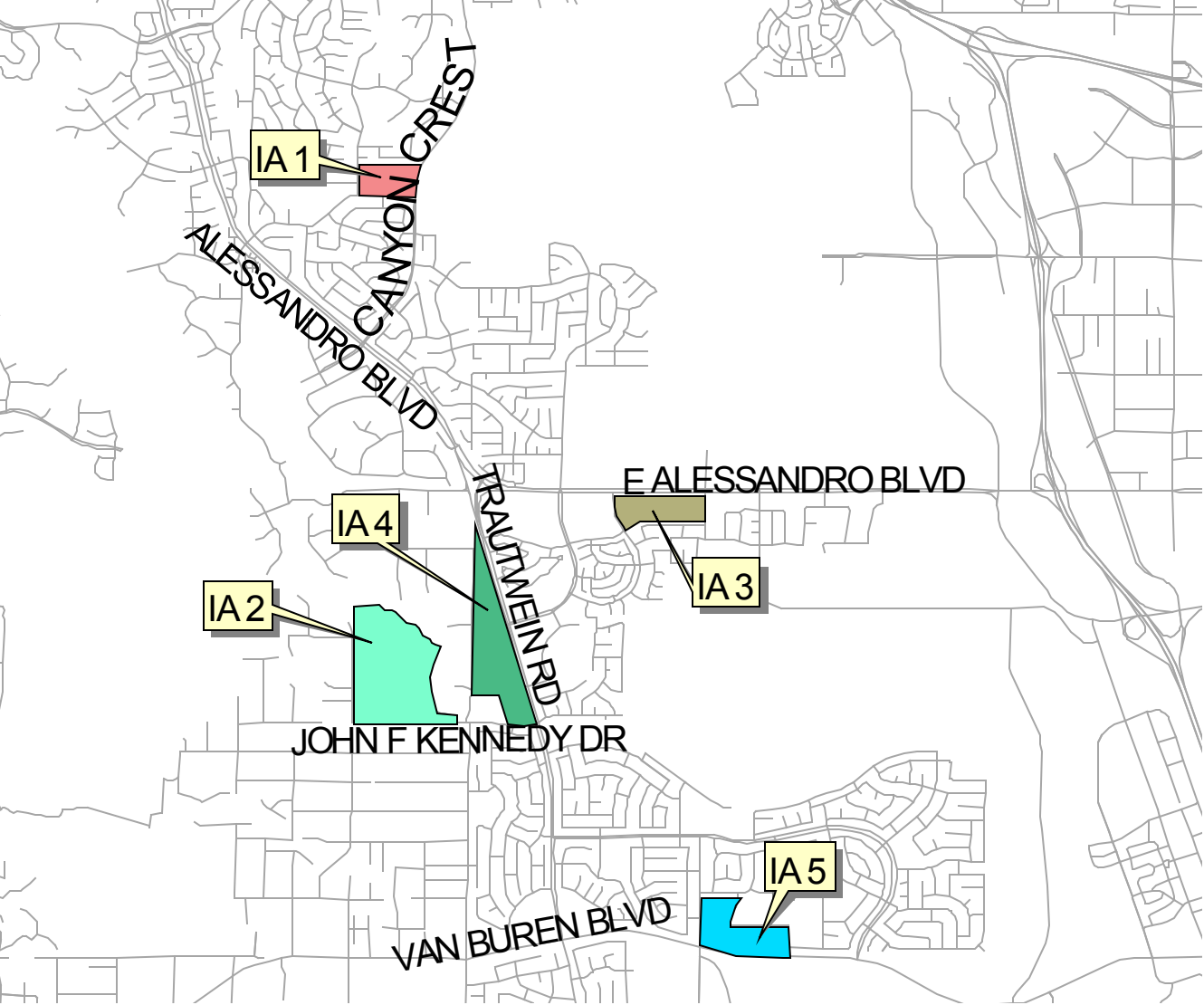
**Community Facilities District No. 9, Improvement Area No. 4
Riverside Unified School District**

Fiscal Year 2011-2012 Special Tax Levy

<u>Assessor's Parcel Number</u>	<u>Tract</u>	<u>Lot</u>	<u>Number of Units</u>	<u>Permit Date</u>	<u>Taxable Lot Sq. Ft.</u>	<u>Building Sq. Ft.</u>	<u>Tax Class</u>	<u>FY 2011-12 Expected Maximum Special Tax</u>	<u>FY 2011-12 Special Tax Levy</u>	<u>FY 2010-11 Special Tax Levy</u>
276-340-004-0	28828-1	4	1	10/12/01	28,750	3,358	1	\$1,949.00	\$1,038.46	\$1,093.10
276-340-005-1	28828-1	POR E	0		0	0	EX	\$0.00	\$0.00	\$0.00
276-351-001-1	28828-1	5	1	10/12/01	22,216	3,383	1	\$1,949.00	\$1,038.46	\$1,093.10
276-351-002-2	28828-1	6	1	10/12/01	10,454	2,375	4	\$1,453.00	\$774.18	\$814.92
276-351-005-5	28828-1	9	1	10/12/01	21,344	3,358	1	\$1,949.00	\$1,038.46	\$1,093.10
276-351-006-6	28828-1	10	1	10/12/01	21,780	3,358	1	\$1,949.00	\$1,038.46	\$1,093.10
276-351-007-7	28828-1	11	1	10/12/01	13,939	2,375	4	\$1,453.00	\$774.18	\$814.92
276-351-008-8	28828-1	12	1	10/12/01	13,068	3,358	1	\$1,949.00	\$1,038.46	\$1,093.10
276-351-009-9	28828-1	13	1	10/12/01	10,890	2,375	4	\$1,453.00	\$774.18	\$814.92
276-351-010-9	28828-1	POR E	0		0	0	EX	\$0.00	\$0.00	\$0.00
276-351-011-0	28828-1	8	1	10/12/01	13,068	3,383	1	\$1,949.00	\$1,038.46	\$1,093.10
276-351-013-2	28828-1	7	1	10/12/01	10,454	3,358	1	\$1,949.00	\$1,038.46	\$1,093.10
276-352-001-4	28828-1	14	1	10/12/01	15,246	3,383	1	\$1,949.00	\$1,038.46	\$1,093.10
276-352-002-5	28828-1	15	1	10/12/01	13,939	2,375	4	\$1,453.00	\$774.18	\$814.92
276-352-003-6	28828-1	16	1	10/12/01	15,246	3,358	1	\$1,949.00	\$1,038.46	\$1,093.10
276-352-004-7	28828-1	17	1	10/12/01	21,780	3,383	1	\$1,949.00	\$1,038.46	\$1,093.10
276-352-005-8	28828-1	18	1	10/12/01	21,780	3,358	1	\$1,949.00	\$1,038.46	\$1,093.10
276-352-006-9	28828-1	19	1	10/12/01	240,451	3,358	1	\$1,949.00	\$1,038.46	\$1,093.10
276-352-007-0	28828-1	F	0		0	0	EX	\$0.00	\$0.00	\$0.00
Totals:			166		2,186,276	539,378		\$316,658.00	\$166,360.50	\$175,114.44

J:\CLIENTS\RUSD\ADMIN\2011_2012\CFD9\IA 4\Database\cfd9ia4 tax roll.rpt
6/6/2011

CFD 9 Improvement Areas 1-5



CFD 9

- IA 1
- IA 2
- IA 3
- IA 4
- IA 5

Streets.shp



RESOLUTION NO. 2010/11-60

RESOLUTION OF THE BOARD OF EDUCATION OF RIVERSIDE UNIFIED SCHOOL DISTRICT LEVYING SPECIAL TAXES TO BE COLLECTED DURING FISCAL YEAR 2011-12 FOR THE PAYMENT OF THE PRINCIPAL OF AND INTEREST ON AND ADMINISTRATIVE EXPENSES WITH RESPECT TO THE BONDS OF COMMUNITY FACILITIES DISTRICT NO. 10 OF RIVERSIDE UNIFIED SCHOOL DISTRICT

WHEREAS, it is necessary that the Board of Education of Riverside Unified School District (the "Board of Education") levy special taxes pursuant to Sections 53340 and 53358 of the Government Code for the payment of the principal of and interest on the outstanding bonds of Community Facilities District No. 10 of Riverside Unified School District, County of Riverside, State of California (the "District"), and for the payment of administrative expenses incurred in connection with the levy and collection of said special taxes and the payment of such principal and interest; and

WHEREAS, pursuant to Section 53340 of the Government Code, the Board of Education may by resolution provide for the levy of special taxes on parcels of taxable property in the District at a rate provided by ordinance or at a lower rate; and

WHEREAS, the Board of Education has previously levied special taxes on parcels of taxable property in the District by ordinance, and the rates of the special taxes that will be levied on such parcels for fiscal year 2011-12 will not exceed the rates of the special taxes that have previously been levied by ordinance;

NOW, THEREFORE, BE IT RESOLVED, DETERMINED AND ORDERED BY THE BOARD OF EDUCATION OF RIVERSIDE UNIFIED SCHOOL DISTRICT DOES ORDAIN AS FOLLOWS:

Section 1. Levy of Special Taxes. Special taxes shall be and are hereby levied for the 2011-12 fiscal year on all parcels of real property within the District which are subject to taxation, which are identified in Exhibit "A" attached hereto, and in the amount set forth for each such parcel in said Exhibit "A." Pursuant to Sections 53340 and 53358 of the Government Code, such special taxes shall be collected in the same manner as ordinary ad valorem property taxes are collected and shall be subject to the same penalties and the same procedure, sale, and lien priority in case of delinquency as is provided for ad valorem taxes.

Section 2. Transmittal to County. The Clerk of the Board of Education shall immediately following adoption of this resolution transmit a copy hereof to the Board of Supervisors and the County Auditor of the County of Riverside together with a request that the special taxes as levied hereby be collected on the tax bills for the parcels identified in Exhibit "A" hereto, along with the ordinary ad valorem property taxes to be levied on and collected from the owners of said parcels.

PASSED AND ADOPTED by the Board of Education of Riverside Unified School District at a regular meeting held on the 20th day of June, 2011, by the following vote:

AYES:

NOES:

ABSENT:

ABSTAINED:

Clerk of the Board of Education
of Riverside Unified School District

STATE OF CALIFORNIA)
) ss.
COUNTY OF RIVERSIDE)

I, Gayle Cloud, Clerk of the Board of Education of Riverside Unified School District, do hereby certify that the above and foregoing is a full, true and correct copy of Resolution No. 2010/11-60 of the Board of Education of Riverside Unified School District, and that the same has not been amended or repealed.

Dated: _____, 2011

Clerk of the Board of Education
of Riverside Unified School District

Exhibit "A" for Resolution 60

**Community Facilities District No. 10, Tax Rate Zone A
Riverside Unified School District**

Fiscal Year 2011-2012 Special Tax Levy

Assessor's Parcel Number	Tract	Lot	Number of Units	Permit Date	Taxable Area (SF)	Building Sq. Ft.	Tax Class	FY 2011-12	FY 2011-12	FY 2010-11
								Expected Maximum Special Tax	Special Tax Levy	Special Tax Levy
206-310-001-3	30028	1	1	3/17/03	7,405.20	1,859	3	\$1,861.95	\$857.48	\$902.62
206-310-002-4	30028	2	1	3/17/03	7,405.20	1,655	4	\$1,756.79	\$809.06	\$851.64
206-310-003-5	30028	3	1	3/17/03	7,405.20	2,100	1	\$1,975.49	\$909.76	\$957.64
206-310-004-6	30028	4	1	3/17/03	7,405.20	1,859	3	\$1,861.95	\$857.48	\$902.62
206-310-005-7	30028	5	1	2/18/03	7,405.20	2,100	1	\$1,975.49	\$909.76	\$957.64
206-310-006-8	30028	6	1	2/18/03	7,405.20	1,859	3	\$1,861.95	\$857.48	\$902.62
206-310-007-9	30028	7	1	2/18/03	7,405.20	2,100	1	\$1,975.49	\$909.76	\$957.64
206-310-008-0	30028	8	1	2/18/03	7,405.20	1,655	4	\$1,756.79	\$809.06	\$851.64
206-310-009-1	30028	9	1	2/18/03	6,969.60	2,100	1	\$1,975.49	\$909.76	\$957.64
206-310-010-1	30028	10	1	2/18/03	9,147.60	1,859	3	\$1,861.95	\$857.48	\$902.62
206-310-011-2	30028	11	1	2/18/03	8,276.40	2,100	1	\$1,975.49	\$909.76	\$957.64
206-310-012-3	30028	12	1	2/18/03	6,969.60	1,859	3	\$1,861.95	\$857.48	\$902.62
206-310-013-4	30028	13	1	2/18/03	6,969.60	2,058	2	\$1,946.81	\$896.56	\$943.74
206-310-014-5	30028	14	1	2/18/03	6,969.60	2,100	1	\$1,975.49	\$909.76	\$957.64
206-310-015-6	30028	15	1	2/18/03	6,969.60	2,058	2	\$1,946.81	\$896.56	\$943.74
206-310-016-7	30028	16	1	1/6/03	6,969.60	2,058	2	\$1,946.81	\$896.56	\$943.74
206-310-017-8	30028	17	1	1/6/03	6,969.60	2,058	2	\$1,946.81	\$896.56	\$943.74
206-310-018-9	30028	18	1	1/6/03	7,405.20	1,655	4	\$1,756.79	\$809.06	\$851.64
206-310-019-0	30028	19	1	1/6/03	7,405.20	1,859	3	\$1,861.95	\$857.48	\$902.62
206-310-020-0	30028	20	1	1/6/03	7,840.80	2,100	1	\$1,975.49	\$909.76	\$957.64
206-310-021-1	30028	21	1	1/6/03	8,712.00	1,859	3	\$1,861.95	\$857.48	\$902.62
206-310-022-2	30028	22	1	1/6/03	8,276.40	2,100	1	\$1,975.49	\$909.76	\$957.64
206-310-023-3	30028	23	1	1/6/03	7,840.80	1,859	3	\$1,861.95	\$857.48	\$902.62
206-310-024-4	30028	24	1	1/6/03	6,969.60	2,100	1	\$1,975.49	\$909.76	\$957.64
206-310-025-5	30028	25	1	1/6/03	6,969.60	2,058	2	\$1,946.81	\$896.56	\$943.74
206-310-026-6	30028	26	1	1/6/03	6,969.60	1,655	4	\$1,756.79	\$809.06	\$851.64
206-310-027-7	30028	27	1	1/6/03	6,969.60	2,058	2	\$1,946.81	\$896.56	\$943.74
206-310-028-8	30028	28	1	8/20/02	6,969.60	2,058	2	\$1,946.81	\$896.56	\$943.74
206-310-029-9	30028	29	1	8/20/02	6,969.60	2,058	2	\$1,946.81	\$896.56	\$943.74
206-310-030-9	30028	30	1	8/20/02	6,534.00	1,655	4	\$1,756.79	\$809.06	\$851.64
206-310-031-0	30028	31	1	8/20/02	6,969.60	2,100	1	\$1,975.49	\$909.76	\$957.64
206-310-032-1	30028	32	1	8/20/02	7,840.80	1,859	3	\$1,861.95	\$857.48	\$902.62
206-310-033-2	30028	33	1	8/20/02	8,276.40	2,100	1	\$1,975.49	\$909.76	\$957.64
206-310-034-3	30028	34	1	8/20/02	6,969.60	1,859	3	\$1,861.95	\$857.48	\$902.62
206-310-035-4	30028	35	1	8/20/02	7,405.20	2,100	1	\$1,975.49	\$909.76	\$957.64
206-310-036-5	30028	36	1	8/20/02	6,969.60	1,859	3	\$1,861.95	\$857.48	\$902.62
206-310-037-6	30028	37	1	8/20/02	6,969.60	2,058	2	\$1,946.81	\$896.56	\$943.74
206-310-038-7	30028	38	1	8/20/02	6,969.60	1,655	4	\$1,756.79	\$809.06	\$851.64
206-310-039-8	30028	39	1	8/20/02	6,969.60	2,058	2	\$1,946.81	\$896.56	\$943.74
206-310-040-8	30028	40	1	8/2/02	6,969.60	2,058	2	\$1,946.81	\$896.56	\$943.74
206-310-041-9	30028	41	1	8/2/02	6,969.60	2,100	1	\$1,975.49	\$909.76	\$957.64
206-310-042-0	30028	42	1	8/2/02	6,969.60	1,859	3	\$1,861.95	\$857.48	\$902.62
206-310-043-1	30028	43	1	3/17/03	6,969.60	2,100	1	\$1,975.49	\$909.76	\$957.64
206-310-044-2	30028	44	1	8/2/02	6,969.60	1,655	4	\$1,756.79	\$809.06	\$851.64
206-310-045-3	30028	45	1	8/2/02	6,534.00	2,100	1	\$1,975.49	\$909.76	\$957.64
206-311-001-6	30028	46	1	8/2/02	6,534.00	2,100	1	\$1,975.49	\$909.76	\$957.64
206-311-002-7	30028	47	1	8/2/02	6,969.60	2,058	2	\$1,946.81	\$896.56	\$943.74
206-311-003-8	30028	48	1	8/2/02	6,969.60	2,058	2	\$1,946.81	\$896.56	\$943.74
206-311-004-9	30028	49	1	8/2/02	6,969.60	2,058	2	\$1,946.81	\$896.56	\$943.74

**Community Facilities District No. 10, Tax Rate Zone A
Riverside Unified School District**

Fiscal Year 2011-2012 Special Tax Levy

<u>Assessor's Parcel Number</u>	<u>Tract</u>	<u>Lot</u>	<u>Number of Units</u>	<u>Permit Date</u>	<u>Taxable Area (SF)</u>	<u>Building Sq. Ft.</u>	<u>Tax Class</u>	FY 2011-12	FY 2011-12	FY 2010-11
								<u>Expected Maximum Special Tax</u>	<u>Special Tax Levy</u>	<u>Special Tax Levy</u>
206-311-005-0	30028	50	1	8/2/02	6,969.60	1,655	4	\$1,756.79	\$809.06	\$851.64
206-311-006-1	30028	51	1	8/2/02	6,534.00	1,859	3	\$1,861.95	\$857.48	\$902.62
206-311-007-2	30028	52	1	8/2/02	7,840.80	1,859	3	\$1,861.95	\$857.48	\$902.62
206-311-008-3	30028	53	1	8/2/02	10,018.80	2,100	1	\$1,975.49	\$909.76	\$957.64
206-311-009-4	30028	54	1	8/2/02	7,405.20	1,859	3	\$1,861.95	\$857.48	\$902.62
206-311-010-4	30028	55	1	8/2/02	6,969.60	2,100	1	\$1,975.49	\$909.76	\$957.64
206-311-011-5	30028	56	1	8/2/02	7,405.20	2,058	2	\$1,946.81	\$896.56	\$943.74
206-311-012-6	30028	57	1	10/24/02	6,969.60	1,655	4	\$1,756.79	\$809.06	\$851.64
206-311-013-7	30028	58	1	10/24/02	6,969.60	2,058	2	\$1,946.81	\$896.56	\$943.74
206-311-014-8	30028	59	1	10/24/02	6,969.60	1,655	4	\$1,756.79	\$809.06	\$851.64
206-311-015-9	30028	60	1	10/24/02	6,969.60	2,100	1	\$1,975.49	\$909.76	\$957.64
206-311-016-0	30028	61	1	10/24/02	6,969.60	1,859	3	\$1,861.95	\$857.48	\$902.62
206-311-017-1	30028	62	1	10/24/02	7,840.80	2,100	1	\$1,975.49	\$909.76	\$957.64
206-312-001-9	30028	63	1	10/24/02	8,276.40	1,859	3	\$1,861.95	\$857.48	\$902.62
206-312-002-0	30028	64	1	10/24/02	9,147.60	2,100	1	\$1,975.49	\$909.76	\$957.64
206-312-003-1	30028	65	1	10/24/02	7,840.80	1,859	3	\$1,861.95	\$857.48	\$902.62
206-312-004-2	30028	66	1	10/24/02	6,969.60	1,655	4	\$1,756.79	\$809.06	\$851.64
206-312-005-3	30028	67	1	10/24/02	6,969.60	2,058	2	\$1,946.81	\$896.56	\$943.74
206-312-006-4	30028	68	1	10/24/02	6,969.60	1,655	4	\$1,756.79	\$809.06	\$851.64
206-312-007-5	30028	69	1	10/24/02	6,969.60	2,058	2	\$1,946.81	\$896.56	\$943.74
206-312-008-6	30028	70	1	3/17/03	6,969.60	2,058	2	\$1,946.81	\$896.56	\$943.74
206-312-009-7	30028	71	1	3/17/03	6,969.60	2,058	2	\$1,946.81	\$896.56	\$943.74
206-312-010-7	30028	72	1	3/17/03	6,969.60	1,655	4	\$1,756.79	\$809.06	\$851.64
206-312-011-8	30028	73	1	3/17/03	6,969.60	2,100	1	\$1,975.49	\$909.76	\$957.64
206-312-012-9	30028	74	1	3/17/03	9,147.60	1,855	3	\$1,861.95	\$857.48	\$902.62
206-312-013-0	30028	75	1	3/17/03	10,454.40	2,100	1	\$1,975.49	\$909.76	\$957.64
206-312-014-1	30028	76	1	3/17/03	7,405.20	1,855	3	\$1,861.95	\$857.48	\$902.62
206-312-015-2	30028	77	1	3/17/03	6,969.60	2,100	1	\$1,975.49	\$909.76	\$957.64
Totals:			77		566,280.00	150,247		\$146,425.23	\$67,432.82	\$70,981.88

J:\CLIENTS\RUSD\ADMIN\2011_2012\CFD10\Database\cfd10 tax roll.rpt
6/6/2011

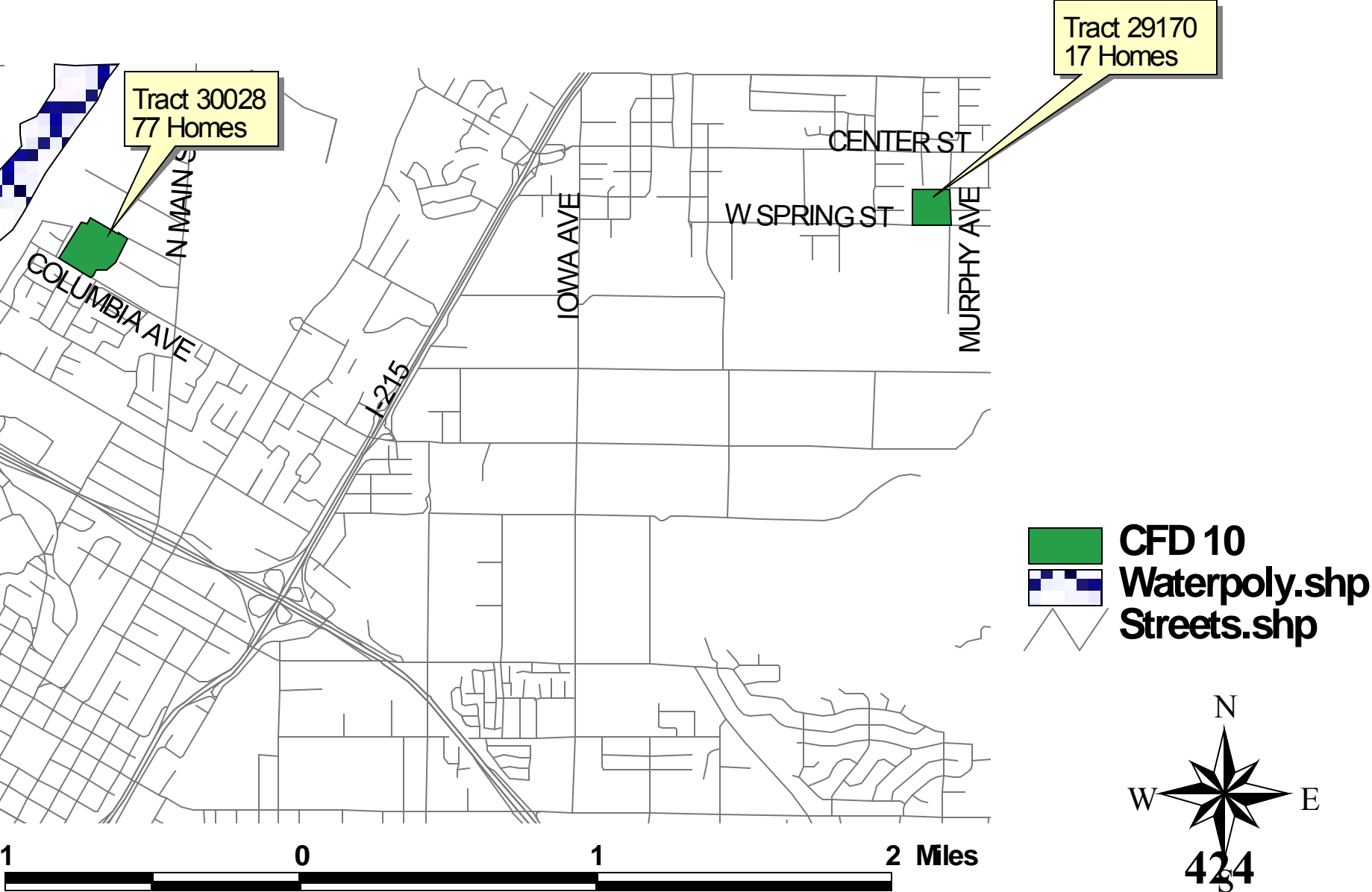
**Community Facilities District No. 10, Tax Rate Zone B
Riverside Unified School District**

Fiscal Year 2011-2012 Special Tax Levy

<u>Assessor's Parcel Number</u>	<u>Tract</u>	<u>Lot</u>	<u>Number of Units</u>	<u>Permit Date</u>	<u>Taxable Area (SF)</u>	<u>Building Sq. Ft.</u>	<u>Tax Class</u>	<u>FY 2011-12</u>	<u>FY 2011-12</u>	<u>FY 2010-11</u>
								<u>Expected Maximum Special Tax</u>	<u>Special Tax Levy</u>	<u>Special Tax Levy</u>
255-330-018-9	29170	1	1	5/5/04	20,037.60	2,163	2	\$964.44	\$469.46	\$494.16
255-330-019-0	29170	2	1	5/5/04	19,602.00	1,882	3	\$920.22	\$447.92	\$471.50
255-330-020-0	29170	3	1	5/5/04	19,602.00	2,584	1	\$1,095.90	\$533.44	\$561.52
255-330-021-1	29170	4	1	5/5/04	18,730.80	2,584	1	\$1,095.90	\$533.44	\$561.52
255-330-022-2	29170	5	1	5/5/04	25,700.40	2,584	1	\$1,095.90	\$533.44	\$561.52
255-330-023-3	29170	6	1	5/5/04	23,522.40	2,163	2	\$964.44	\$469.46	\$494.16
255-330-024-4	29170	7	1	5/5/04	23,958.00	2,163	2	\$964.44	\$469.46	\$494.16
255-330-025-5	29170	8	1	5/5/04	21,344.40	2,163	2	\$964.44	\$469.46	\$494.16
255-330-026-6	29170	9	1	5/5/04	21,344.40	1,882	3	\$920.22	\$447.92	\$471.50
255-330-027-7	29170	10	1	5/5/04	20,908.80	2,163	2	\$964.44	\$469.46	\$494.16
255-330-028-8	29170	11	1	5/5/04	20,908.80	2,163	2	\$964.44	\$469.46	\$494.16
255-330-029-9	29170	12	1	5/5/04	23,086.80	1,882	3	\$920.22	\$447.92	\$471.50
255-330-030-9	29170	13	1	5/5/04	20,037.60	1,882	3	\$920.22	\$447.92	\$471.50
255-330-031-0	29170	14	1	6/18/04	20,037.60	1,882	3	\$920.22	\$447.92	\$471.50
255-330-032-1	29170	15	1	5/5/04	20,037.60	2,584	1	\$1,095.90	\$533.44	\$561.52
255-330-033-2	29170	16	1	5/5/04	20,037.60	1,882	3	\$920.22	\$447.92	\$471.50
255-330-034-3	29170	17	1	5/5/04	18,730.80	2,584	1	\$1,095.90	\$533.44	\$561.52
Totals:			17		357,627.60	37,190		\$16,787.46	\$8,171.48	\$8,601.56

J:\CLIENTS\RUSD\ADMIN\2011_2012\CFD10\Database\cfd10 tax roll.rpt
6/6/2011

CFD 10 Vicinity Map



RESOLUTION NO. 2010/11-61

RESOLUTION OF THE BOARD OF EDUCATION OF RIVERSIDE UNIFIED SCHOOL DISTRICT LEVYING SPECIAL TAXES TO BE COLLECTED DURING FISCAL YEAR 2011-12 FOR THE PAYMENT OF THE PRINCIPAL OF AND INTEREST ON AND ADMINISTRATIVE EXPENSES WITH RESPECT TO THE BONDS OF COMMUNITY FACILITIES DISTRICT NO. 11 OF RIVERSIDE UNIFIED SCHOOL DISTRICT

WHEREAS, it is necessary that the Board of Education of Riverside Unified School District (the "Board of Education") levy special taxes pursuant to Sections 53340 and 53358 of the Government Code for the payment of the principal of and interest on the outstanding bonds of Community Facilities District No. 11 of Riverside Unified School District, County of Riverside, State of California (the "District"), and for the payment of administrative expenses incurred in connection with the levy and collection of said special taxes and the payment of such principal and interest; and

WHEREAS, pursuant to Section 53340 of the Government Code, the Board of Education may by resolution provide for the levy of special taxes on parcels of taxable property in the District at a rate provided by ordinance or at a lower rate; and

WHEREAS, the Board of Education has previously levied special taxes on parcels of taxable property in the District by ordinance, and the rates of the special taxes that will be levied on such parcels for fiscal year 2011-12 will not exceed the rates of the special taxes that have previously been levied by ordinance;

NOW, THEREFORE, BE IT RESOLVED, DETERMINED AND ORDERED BY THE BOARD OF EDUCATION OF RIVERSIDE UNIFIED SCHOOL DISTRICT DOES ORDAIN AS FOLLOWS:

Section 1. Levy of Special Taxes. Special taxes shall be and are hereby levied for the 2011-12 fiscal year on all parcels of real property within the District which are subject to taxation, which are identified in Exhibit "A" attached hereto, and in the amount set forth for each such parcel in said Exhibit "A." Pursuant to Sections 53340 and 53358 of the Government Code, such special taxes shall be collected in the same manner as ordinary ad valorem property taxes are collected and shall be subject to the same penalties and the same procedure, sale, and lien priority in case of delinquency as is provided for ad valorem taxes.

Section 2. Transmittal to County. The Clerk of the Board of Education shall immediately following adoption of this resolution transmit a copy hereof to the Board of Supervisors and the County Auditor of the County of Riverside together with a request that the special taxes as levied hereby be collected on the tax bills for the parcels identified in Exhibit "A" hereto, along with the ordinary ad valorem property taxes to be levied on and collected from the owners of said parcels.

PASSED AND ADOPTED by the Board of Education of Riverside Unified School District at a regular meeting held on the 20th day of June, 2011, by the following vote:

AYES:

NOES:

ABSENT:

ABSTAINED:

Clerk of the Board of Education
of Riverside Unified School District

STATE OF CALIFORNIA)
) ss.
COUNTY OF RIVERSIDE)

I, Gayle Cloud, Clerk of the Board of Education of Riverside Unified School District, do hereby certify that the above and foregoing is a full, true and correct copy of Resolution No. 2010/11-61 of the Board of Education of Riverside Unified School District, and that the same has not been amended or repealed.

Dated: _____, 2011

Clerk of the Board of Education
of Riverside Unified School District

Exhibit "A" for Resolution 61

**Community Facilities District No. 11, Tax Rate Zone A
Riverside Unified School District**

Fiscal Year 2011-2012 Special Tax Levy

Assessor's Parcel Number	Tract	Lot	Number of Units	Permit Date	Taxable Area (SF)	Building Sq. Ft.	Tax Class	FY 2011-12	FY 2011-12	FY 2010-11
								Expected Maximum Special Tax	Special Tax Levy	Special Tax Levy
276-331-018-5	29478	1	1	9/24/03	21,780	3,120	3	\$1,725.00	\$1,296.94	\$1,365.20
276-331-019-6	29478	2	1	9/24/03	9,148	3,878	1	\$2,144.00	\$1,611.98	\$1,696.82
276-331-020-6	29478	3	1	9/24/03	9,148	3,369	2	\$1,862.00	\$1,399.96	\$1,473.64
276-331-021-7	29478	4	1	9/24/03	9,148	3,878	1	\$2,144.00	\$1,611.98	\$1,696.82
276-331-022-8	29478	5	1	9/24/03	9,148	3,369	2	\$1,862.00	\$1,399.96	\$1,473.64
276-331-023-9	29478	6	1	9/24/03	12,632	3,878	1	\$2,144.00	\$1,611.98	\$1,696.82
276-331-024-0	29478	7	1	9/24/03	10,890	3,369	2	\$1,862.00	\$1,399.96	\$1,473.64
276-331-025-1	29478	8	1	9/24/03	9,583	3,878	1	\$2,144.00	\$1,611.98	\$1,696.82
276-331-026-2	29478	9	1	9/24/03	9,583	3,369	2	\$1,862.00	\$1,399.96	\$1,473.64
276-331-027-3	29478	10	1	9/24/03	9,583	3,878	1	\$2,144.00	\$1,611.98	\$1,696.82
276-331-028-4	29478	11	1	9/24/03	10,890	3,369	2	\$1,862.00	\$1,399.96	\$1,473.64
276-331-029-5	29478	12	1	9/24/03	12,632	3,120	3	\$1,725.00	\$1,296.94	\$1,365.20
276-334-001-8	29478	13	1	9/24/03	10,454	3,369	2	\$1,862.00	\$1,399.96	\$1,473.64
276-334-002-9	29478	14	1	9/24/03	9,583	3,878	1	\$2,144.00	\$1,611.98	\$1,696.82
276-334-003-0	29478	15	1	9/24/03	8,712	3,369	2	\$1,862.00	\$1,399.96	\$1,473.64
276-334-004-1	29478	16	1	10/29/03	9,583	3,878	1	\$2,144.00	\$1,611.98	\$1,696.82
276-334-005-2	29478	17	1	10/29/03	10,890	3,878	1	\$2,144.00	\$1,611.98	\$1,696.82
276-334-006-3	29478	18	1	9/24/03	14,375	3,120	3	\$1,725.00	\$1,296.94	\$1,365.20
276-334-007-4	29478	19	1	9/24/03	9,148	3,878	1	\$2,144.00	\$1,611.98	\$1,696.82
276-334-008-5	29478	20	1	9/24/03	9,583	3,369	2	\$1,862.00	\$1,399.96	\$1,473.64
276-334-009-6	29478	21	1	9/24/03	10,019	3,878	1	\$2,144.00	\$1,611.98	\$1,696.82
276-334-010-6	29478	22	1	9/24/03	10,890	3,878	1	\$2,144.00	\$1,611.98	\$1,696.82
276-334-011-7	29478	23	1	9/24/03	10,019	3,369	2	\$1,862.00	\$1,399.96	\$1,473.64
276-334-012-8	29478	24	1	9/24/03	10,019	3,878	1	\$2,144.00	\$1,611.98	\$1,696.82
276-334-013-9	29478	25	1	9/24/03	10,019	3,369	2	\$1,862.00	\$1,399.96	\$1,473.64
276-334-014-0	29478	26	1	10/29/03	23,087	3,120	3	\$1,725.00	\$1,296.94	\$1,365.20
276-334-015-1	29478	27	1	10/29/03	17,860	3,369	2	\$1,862.00	\$1,399.96	\$1,473.64
276-334-016-2	29478	28	1	10/29/03	45,738	3,878	1	\$2,144.00	\$1,611.98	\$1,696.82
Totals:			28		354,143	99,953		\$55,254.00	\$41,543.06	\$43,729.50

J:\CLIENTS\RUSD\ADMIN\2011_2012\CFD11\Database\cfd11 tax roll.rpt

6/6/2011

**Community Facilities District No. 11, Tax Rate Zone B
Riverside Unified School District**

Fiscal Year 2011-2012 Special Tax Levy

Assessor's								FY 2011-12	FY 2011-12	FY 2010-11
Parcel	Tract	Lot	Number	Permit	Taxable	Building	Tax	Expected	Special	Special
Number			of Units	Date	Area (SF)	Sq. Ft.	Class	Maximum	Tax Levy	Tax Levy
								Special Tax		
209-212-028-6	MB 7/3	10	1	8/24/04	6,970	2,556	1	\$1,106.00	\$812.78	\$855.56
209-212-029-7	MB 7/3	11	1	8/24/04	6,970	2,529	1	\$1,106.00	\$812.78	\$855.56
209-212-030-7	MB 7/3	12	1	8/24/04	6,970	2,556	1	\$1,106.00	\$812.78	\$855.56
209-212-031-8	MB 7/3	13	1	8/24/04	6,970	2,529	1	\$1,106.00	\$812.78	\$855.56
209-212-032-9	MB 7/3	14	1	8/24/04	7,405	2,529	1	\$1,106.00	\$812.78	\$855.56
209-212-033-0	MB 7/3	15	1	8/24/04	7,405	2,556	1	\$1,106.00	\$812.78	\$855.56
209-260-001-0	29501	1	1	12/5/02	3,485	1,587	3	\$877.00	\$644.50	\$678.42
209-260-002-1	29501	2	1	12/5/02	3,049	1,477	4	\$816.00	\$599.66	\$631.22
209-260-003-2	29501	3	1	12/5/02	3,049	1,587	3	\$877.00	\$644.50	\$678.42
209-260-004-3	29501	4	1	12/5/02	3,485	1,876	2	\$1,037.00	\$762.08	\$802.18
209-260-005-4	29501	5	1	12/5/02	3,049	1,876	2	\$1,037.00	\$762.08	\$802.18
209-260-006-5	29501	6	1	12/5/02	3,049	1,477	4	\$816.00	\$599.66	\$631.22
209-260-007-6	29501	7	1	12/5/02	3,049	1,587	3	\$877.00	\$644.50	\$678.42
209-260-008-7	29501	8	1	12/5/02	3,485	1,876	2	\$1,037.00	\$762.08	\$802.18
209-260-009-8	29501	9	1	12/5/02	3,485	1,876	2	\$1,037.00	\$762.08	\$802.18
209-260-010-8	29501	10	1	12/5/02	3,049	1,587	3	\$877.00	\$644.50	\$678.42
209-260-011-9	29501	11	1	12/5/02	3,049	1,477	4	\$816.00	\$599.66	\$631.22
209-260-012-0	29501	12	1	12/5/02	3,049	1,587	3	\$877.00	\$644.50	\$678.42
209-260-013-1	29501	13	1	12/5/02	3,485	1,876	2	\$1,037.00	\$762.08	\$802.18
209-260-014-2	29501	14	1	12/5/02	3,485	1,876	2	\$1,037.00	\$762.08	\$802.18
209-260-015-3	29501	15	1	12/5/02	3,049	1,587	3	\$877.00	\$644.50	\$678.42
209-260-016-4	29501	16	1	12/5/02	3,049	1,587	3	\$877.00	\$644.50	\$678.42
209-260-017-5	29501	17	1	12/5/02	3,049	1,876	2	\$1,037.00	\$762.08	\$802.18
209-260-018-6	29501	18	1	12/5/02	3,485	1,587	3	\$877.00	\$644.50	\$678.42
209-260-019-7	29501	19	1	12/5/02	3,049	1,477	4	\$816.00	\$599.66	\$631.22
209-260-020-7	29501	20	1	12/5/02	3,049	1,587	3	\$877.00	\$644.50	\$678.42
209-260-021-8	29501	21	1	12/5/02	3,049	1,876	2	\$1,037.00	\$762.08	\$802.18
209-260-022-9	29501	22	1	12/5/02	3,485	1,876	2	\$1,037.00	\$762.08	\$802.18
209-260-023-0	29501	23	1	12/5/02	3,485	1,587	3	\$877.00	\$644.50	\$678.42
209-260-024-1	29501	24	1	12/5/02	3,485	1,477	4	\$816.00	\$599.66	\$631.22
209-260-025-2	29501	25	1	12/5/02	3,485	1,587	3	\$877.00	\$644.50	\$678.42
209-260-026-3	29501	26	1	12/5/02	3,049	1,587	3	\$877.00	\$644.50	\$678.42
209-260-027-4	29501	27	1	12/5/02	3,049	1,477	4	\$816.00	\$599.66	\$631.22
209-260-028-5	29501	28	1	12/5/02	3,049	1,587	3	\$877.00	\$644.50	\$678.42
209-260-029-6	29501	29	1	12/5/02	3,049	1,876	2	\$1,037.00	\$762.08	\$802.18
209-260-030-6	29501	30	1	12/5/02	3,049	1,876	2	\$1,037.00	\$762.08	\$802.18
209-260-031-7	29501	31	1	12/5/02	2,614	1,587	3	\$877.00	\$644.50	\$678.42
209-260-032-8	29501	32	1	12/5/02	2,614	1,876	2	\$1,037.00	\$762.08	\$802.18
209-260-033-9	29501	33	1	12/5/02	3,049	1,876	2	\$1,037.00	\$762.08	\$802.18
209-260-034-0	29501	34	1	12/5/02	2,614	1,587	3	\$877.00	\$644.50	\$678.42
209-260-035-1	29501	35	1	12/5/02	3,049	1,876	2	\$1,037.00	\$762.08	\$802.18
209-260-036-2	29501	36	1	12/5/02	3,049	1,587	3	\$877.00	\$644.50	\$678.42
209-260-037-3	29501	37	1	12/5/02	2,614	1,876	2	\$1,037.00	\$762.08	\$802.18
209-260-038-4	29501	38	1	12/5/02	2,614	1,587	3	\$877.00	\$644.50	\$678.42
209-260-039-5	29501	39	1	12/5/02	3,049	1,477	4	\$816.00	\$599.66	\$631.22
209-260-040-5	29501	40	1	12/5/02	3,049	1,876	2	\$1,037.00	\$762.08	\$802.18
209-260-041-6	29501	41	1	12/5/02	2,614	1,587	3	\$877.00	\$644.50	\$678.42
209-260-042-7	29501	42	1	12/5/02	3,049	1,876	2	\$1,037.00	\$762.08	\$802.18
209-260-043-8	29501	43	1	12/5/02	3,049	1,587	3	\$877.00	\$644.50	\$678.42

**Community Facilities District No. 11, Tax Rate Zone B
Riverside Unified School District**

Fiscal Year 2011-2012 Special Tax Levy

<u>Assessor's Parcel Number</u>	<u>Tract</u>	<u>Lot</u>	<u>Number of Units</u>	<u>Permit Date</u>	<u>Taxable Area (SF)</u>	<u>Building Sq. Ft.</u>	<u>Tax Class</u>	FY 2011-12 Expected Maximum Special Tax	FY 2011-12 Special Tax Levy	FY 2010-11 Special Tax Levy
209-260-044-9	29501	44	1	12/5/02	2,614	1,876	2	\$1,037.00	\$762.08	\$802.18
209-260-045-0	29501	45	1	12/5/02	2,614	1,876	2	\$1,037.00	\$762.08	\$802.18
209-260-046-1	29501	46	1	12/5/02	3,049	1,587	3	\$877.00	\$644.50	\$678.42
Totals:			52		184,259	92,978		\$49,591.00	\$36,443.82	\$38,361.72

J:\CLIENTS\RUSD\ADMIN\2011_2012\CFD11\Database\cfd11 tax roll.rpt

6/6/2011

**Community Facilities District No. 11, Tax Rate Zone C
Riverside Unified School District**

Fiscal Year 2011-2012 Special Tax Levy

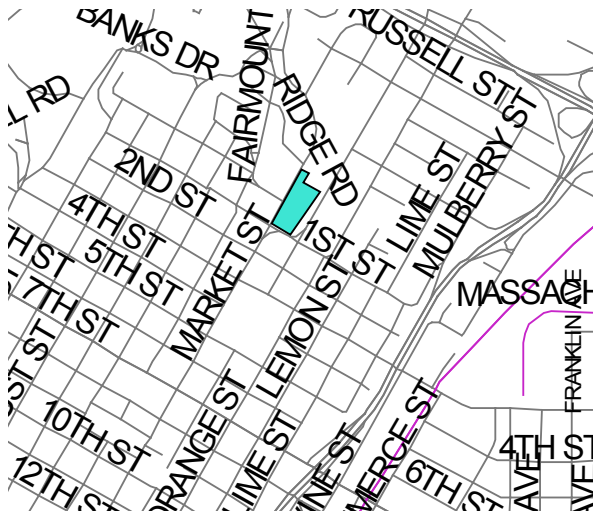
Assessor's Parcel Number	Tract	Lot	Number of Units	Permit Date	Taxable Area (SF)	Building Sq. Ft.	Tax Class	FY 2011-12 Expected Maximum Special Tax	FY 2011-12 Special Tax Levy	FY 2010-11 Special Tax Levy
254-070-005-7			30	3/18/03	118,919	44,236	1	\$22,200.00	\$13,303.64	\$14,003.84
254-070-022-2			76	3/18/03	213,008	108,930	1	\$56,240.00	\$33,702.56	\$35,476.38
254-070-023-3			0		4,356	0	UND	\$1,204.00	\$0.00	\$0.00
Totals:			106		336,283	153,166		\$79,644.00	\$47,006.20	\$49,480.22

J:\CLIENTS\RUSD\ADMIN\2011_2012\CFD11\Database\cfd11 tax roll.rpt

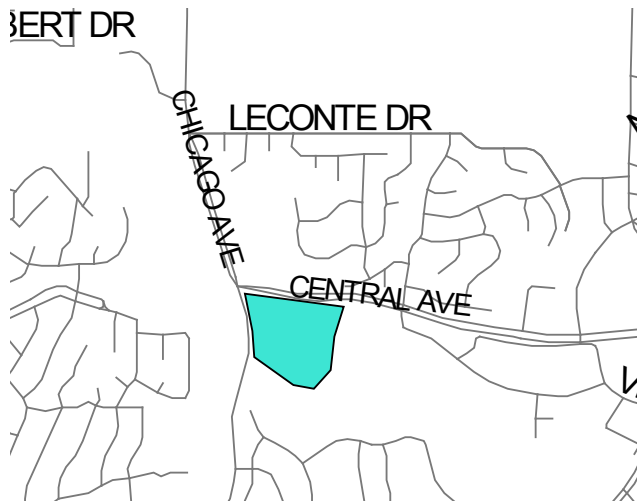
6/6/2011

CFD 11 LOCATION MAP

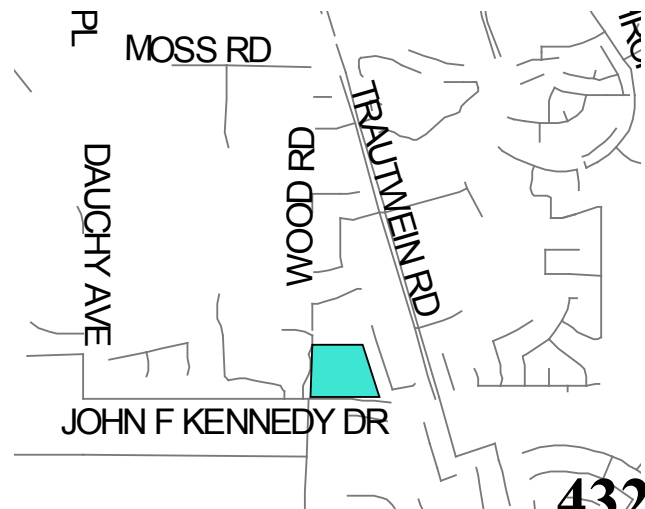
Tract Map 29501



Central/Chicago Apts.



Tract Map 29478



RESOLUTION NO. 2010/11-62

RESOLUTION OF THE BOARD OF EDUCATION OF RIVERSIDE UNIFIED SCHOOL DISTRICT LEVYING SPECIAL TAXES TO BE COLLECTED DURING FISCAL YEAR 2011-12 FOR THE PAYMENT OF THE PRINCIPAL OF AND INTEREST ON AND ADMINISTRATIVE EXPENSES WITH RESPECT TO THE BONDS OF COMMUNITY FACILITIES DISTRICT NO. 12 (BRIDLE CREEK) OF RIVERSIDE UNIFIED SCHOOL DISTRICT AND FOR THE PAYMENT OF THE COSTS OF AUTHORIZED PUBLIC FACILITIES

WHEREAS, it is necessary that the Board of Education of Riverside Unified School District (the "Board of Education") levy special taxes pursuant to Sections 53340 and 53358 of the Government Code for the payment of the principal of and interest on the outstanding bonds of Community Facilities District No. 12 (Bridle Creek) of Riverside Unified School District, County of Riverside, State of California (the "District"), and for the payment of administrative expenses incurred in connection with the levy and collection of said special taxes and the payment of such principal and interest; and to pay directly or accumulate funds for paying the costs of authorized public facilities as provided in clause (v) of the definition of Special Tax Requirement in the Rates and Method of Apportionment of Special Tax for the District; and

WHEREAS, pursuant to Section 53340 of the Government Code, the Board of Education may by resolution provide for the levy of special taxes on parcels of taxable property in the District at a rate provided by ordinance or at a lower rate; and

WHEREAS, the Board of Education has previously levied special taxes on parcels of taxable property in the District by ordinance, the rates of the special taxes that will be levied on such parcels for fiscal year 2011-12 will not exceed the rates of the special taxes that have previously been levied by ordinance;

NOW, THEREFORE, BE IT RESOLVED, DETERMINED AND ORDERED BY THE BOARD OF EDUCATION OF RIVERSIDE UNIFIED SCHOOL DISTRICT DOES ORDAIN AS FOLLOWS:

Section 1. Levy of Special Taxes. Special taxes shall be and are hereby levied for the 2011-12 fiscal year on all parcels of real property within the District which are subject to taxation, which are identified in Exhibit "A" attached hereto, and in the amount set forth for each such parcel in said Exhibit "A." Pursuant to Sections 53340 and 53358 of the Government Code, such special taxes shall be collected in the same manner as ordinary ad valorem property taxes are collected and shall be subject to the same penalties and the same procedure, sale, and lien priority in case of delinquency as is provided for ad valorem taxes.

Section 2. Transmittal to County. The Clerk of the Board of Education shall immediately following adoption of this resolution transmit a copy hereof to the Board of Supervisors and the County Auditor of the County of Riverside together with a request that the special taxes as levied hereby be collected on the tax bills for the parcels identified in Exhibit

“A” hereto, along with the ordinary ad valorem property taxes to be levied on and collected from the owners of said parcels.

PASSED AND ADOPTED by the Board of Education of Riverside Unified School District at a regular meeting held on the 20th day of June, 2011, by the following vote:

AYES:

NOES:

ABSENT:

ABSTAINED:

Clerk of the Board of Education
of Riverside Unified School District

STATE OF CALIFORNIA)
) ss.
COUNTY OF RIVERSIDE)

I, Gayle Cloud, Clerk of the Board of Education of Riverside Unified School District, do hereby certify that the above and foregoing is a full, true and correct copy of Resolution No. 2010/11-62 of the Board of Education of Riverside Unified School District, and that the same has not been amended or repealed.

Dated: _____, 2011

Clerk of the Board of Education
of Riverside Unified School District

Exhibit "A" for Resolution 62

Community Facilities District No. 12
Riverside Unified School District

Fiscal Year 2011 - 2012 Special Tax Levy

Assessor's Parcel		Lot	Number of Units	Permit Date	Taxable Area (Sq. Ft.)	Building Sq. Ft.	Tax Class	FY 2011-12	FY 2011-12	FY 2010-11
Number	Tract							Expected Maximum Special Tax	Special Tax Levy	Special Tax Levy
273-600-001-9	29622-1	1	1	5/29/03	47,045	2,899	5	\$1,977.76	\$1,625.32	\$1,805.92
273-600-002-0	29622-1	2	1	7/24/03	66,211	3,701	2	\$2,506.18	\$2,059.58	\$2,288.42
273-600-003-1	29622-1	3	1	7/24/03	64,469	4,023	1	\$2,551.87	\$2,097.14	\$2,330.14
273-600-004-2	29622-1	4	1	7/24/03	64,033	2,899	5	\$1,977.76	\$1,625.32	\$1,805.92
273-600-005-3	29622-1	5	1	7/24/03	94,961	3,285	4	\$2,116.02	\$1,738.94	\$1,932.16
273-600-006-4	29622-1	6	1	7/24/03	98,881	3,701	2	\$2,506.18	\$2,059.58	\$2,288.42
273-600-007-5	29622-1	7	1	7/24/03	82,328	3,512	3	\$2,345.66	\$1,927.66	\$2,141.86
273-600-008-6	29622-1	8	1	9/25/03	81,022	3,512	3	\$2,345.66	\$1,927.66	\$2,141.86
273-600-009-7	29622-1	9	1	9/25/03	102,366	3,701	2	\$2,506.18	\$2,059.58	\$2,288.42
273-600-010-7	29622-1	10	1	9/25/03	43,996	3,285	4	\$2,116.02	\$1,738.94	\$1,932.16
273-600-011-8	29622-1	11	1	9/25/03	44,431	2,899	5	\$1,977.76	\$1,625.32	\$1,805.92
273-600-012-9	29622-1	12	1	9/25/03	436	3,701	2	\$2,506.18	\$2,059.58	\$2,288.42
273-600-013-0	29622-1	13	1	9/25/03	45,302	4,023	1	\$2,551.87	\$2,097.14	\$2,330.14
273-600-014-1	29622-1	14	1	11/13/03	54,886	3,701	2	\$2,506.18	\$2,059.58	\$2,288.42
273-600-015-2	29622-1	15	1	11/13/03	43,996	4,023	1	\$2,551.87	\$2,097.14	\$2,330.14
273-600-016-3	29622-1	16	1	11/13/03	43,996	3,266	4	\$2,116.02	\$1,738.94	\$1,932.16
273-600-017-4	29622-1	17	1	11/13/03	436	3,701	2	\$2,506.18	\$2,059.58	\$2,288.42
273-600-018-5	29622-1	18	1	11/13/03	436	4,023	1	\$2,551.87	\$2,097.14	\$2,330.14
273-600-019-6	29622-1	19	1	11/13/03	43,996	3,512	3	\$2,345.66	\$1,927.66	\$2,141.86
273-600-020-6	29622-1	29	1	12/16/03	45,302	3,385	3	\$2,345.66	\$1,927.66	\$2,141.86
273-600-021-7	29622-1	30	1	12/16/03	43,996	3,701	2	\$2,506.18	\$2,059.58	\$2,288.42
273-600-022-8	29622-1	31	1	12/18/03	46,609	3,385	3	\$2,345.66	\$1,927.66	\$2,141.86
273-600-023-9	29622-1	32	1	12/16/03	436	4,908	1	\$2,551.87	\$2,097.14	\$2,330.14
273-600-024-0	29622-1	33	1	11/13/03	43,996	3,385	3	\$2,345.66	\$1,927.66	\$2,141.86
273-600-025-1	29622-1	34	1	11/13/03	43,996	3,512	3	\$2,345.66	\$1,927.66	\$2,141.86
273-600-026-2	29622-1	35	1	11/13/03	436	4,023	1	\$2,551.87	\$2,097.14	\$2,330.14
273-600-027-3	29622-1	36	1	11/13/03	43,996	3,701	2	\$2,506.18	\$2,059.58	\$2,288.42
273-600-028-4	29622-1	37	1	11/13/03	436	3,385	3	\$2,345.66	\$1,927.66	\$2,141.86
273-600-029-5	29622-1	38	1	9/25/03	48,787	3,285	4	\$2,116.02	\$1,738.94	\$1,932.16
273-600-030-5	29622-1	39	1	9/25/03	53,143	4,023	1	\$2,551.87	\$2,097.14	\$2,330.14
273-600-031-6	29622-1	40	1	9/25/03	48,352	2,899	5	\$1,977.76	\$1,625.32	\$1,805.92
273-600-032-7	29622-1	41	1	9/25/03	43,996	3,512	3	\$2,345.66	\$1,927.66	\$2,141.86
273-600-033-8	29622-1	42	1	9/25/03	44,867	3,385	3	\$2,345.66	\$1,927.66	\$2,141.86
273-600-034-9	29622-1	43	1	7/24/03	48,352	3,385	3	\$2,345.66	\$1,927.66	\$2,141.86
273-600-035-0	29622-1	44	1	7/24/03	59,677	3,512	3	\$2,345.66	\$1,927.66	\$2,141.86
273-600-036-1	29622-1	45	1	7/24/03	77,972	2,899	5	\$1,977.76	\$1,625.32	\$1,805.92
273-600-037-2	29622-1	46	1	7/24/03	46,174	4,023	1	\$2,551.87	\$2,097.14	\$2,330.14
273-600-038-3	29622-1	47	1	5/29/03	44,431	3,385	3	\$2,345.66	\$1,927.66	\$2,141.86
273-600-039-4	29622-1	48	1	5/29/03	55,321	3,512	3	\$2,345.66	\$1,927.66	\$2,141.86
273-600-040-4	29622-1	49	1	5/29/03	45,302	4,023	1	\$2,551.87	\$2,097.14	\$2,330.14
273-600-041-5	29622-1	50	1	5/29/03	44,431	3,285	4	\$2,116.02	\$1,738.94	\$1,932.16
273-600-042-6	29622-1	51	1	5/29/03	43,996	3,701	2	\$2,506.18	\$2,059.58	\$2,288.42
273-600-043-7	29622-1	52	1	5/29/03	45,302	3,385	3	\$2,345.66	\$1,927.66	\$2,141.86

**Community Facilities District No. 12
Riverside Unified School District**

Fiscal Year 2011 - 2012 Special Tax Levy

Assessor's Parcel		Lot	Number of Units	Permit Date	Taxable Area (Sq. Ft.)	Building Sq. Ft.	Tax Class	FY 2011-12	FY 2011-12	FY 2010-11
Number	Tract							Expected Maximum Special Tax	Special Tax Levy	Special Tax Levy
273-600-044-8	29622-1	53	1	5/29/03	46,174	3,512	3	\$2,345.66	\$1,927.66	\$2,141.86
273-600-045-9	29622-1	54	1	5/29/03	57,935	2,899	5	\$1,977.76	\$1,625.32	\$1,805.92
273-600-046-0	29622-1	86	0		0	0	EX	\$0.00	\$0.00	\$0.00
273-600-047-1	29622-1	87	0		0	0	EX	\$0.00	\$0.00	\$0.00
273-600-053-6	29622	1	1	1/17/06	43,560	4,364	1	\$2,551.87	\$2,097.14	\$2,330.14
273-600-054-7	29622	2	1	4/3/03	43,996	3,512	3	\$2,345.66	\$1,927.66	\$2,141.86
273-600-055-8	29622	3	1	4/3/03	43,560	3,285	4	\$2,116.02	\$1,738.94	\$1,932.16
273-600-056-9	29622	4	1	4/3/03	43,560	2,899	5	\$1,977.76	\$1,625.32	\$1,805.92
273-600-057-0	29622	5	1	10/16/08	46,609	3,512	3	\$2,345.66	\$1,927.66	\$2,141.86
273-600-058-1	29622	6	1	4/3/03	57,935	4,023	1	\$2,551.87	\$2,097.14	\$2,330.14
273-600-059-2	29622	7	1	4/3/03	64,904	3,701	2	\$2,506.18	\$2,059.58	\$2,288.42
273-600-060-2	29622	8	1	4/3/03	65,340	3,585	3	\$2,345.66	\$1,927.66	\$2,141.86
273-600-061-3	29622	9	1	10/16/08	64,469	3,585	3	\$2,345.66	\$1,927.66	\$2,141.86
273-600-062-4	29622	10	1	10/16/08	63,598	3,285	4	\$2,116.02	\$1,738.94	\$1,932.16
273-600-063-5	29622	11	1	10/16/08	70,132	3,585	3	\$2,345.66	\$1,927.66	\$2,141.86
273-600-064-6	29622	12	0		0	0	EX	\$0.00	\$0.00	\$0.00
273-610-001-0	29622-1	20	1	12/16/03	436	3,701	2	\$2,506.18	\$2,059.58	\$2,288.42
273-610-002-1	29622-1	21	1	12/16/03	46,609	4,023	1	\$2,551.87	\$2,097.14	\$2,330.14
273-610-003-2	29622-1	22	1	12/16/03	436	4,023	1	\$2,551.87	\$2,097.14	\$2,330.14
273-610-004-3	29622-1	23	1	12/16/03	71,874	2,899	5	\$1,977.76	\$1,625.32	\$1,805.92
273-610-005-4	29622-1	24	1	12/16/03	43,996	2,899	5	\$1,977.76	\$1,625.32	\$1,805.92
273-610-006-5	29622-1	25	1	12/16/03	59,677	3,266	4	\$2,116.02	\$1,738.94	\$1,932.16
273-610-007-6	29622-1	26	1	12/16/03	50,530	3,512	3	\$2,345.66	\$1,927.66	\$2,141.86
273-610-008-7	29622-1	27	1	12/16/03	47,480	3,512	3	\$2,345.66	\$1,927.66	\$2,141.86
273-610-009-8	29622-1	28	1	12/16/03	43,996	3,512	3	\$2,345.66	\$1,927.66	\$2,141.86
273-610-010-8	29622-1	55	1	4/22/04	45,302	3,266	4	\$2,116.02	\$1,738.94	\$1,932.16
273-610-011-9	29622-1	56	1	4/22/04	436	3,701	2	\$2,506.18	\$2,059.58	\$2,288.42
273-610-012-0	29622-1	57	1	4/22/04	43,996	3,512	3	\$2,345.66	\$1,927.66	\$2,141.86
273-610-013-1	29622-1	58	1	4/27/04	49,658	2,899	5	\$1,977.76	\$1,625.32	\$1,805.92
273-610-014-2	29622-1	59	1	4/27/04	48,352	3,512	3	\$2,345.66	\$1,927.66	\$2,141.86
273-610-015-3	29622-1	60	1	5/20/04	49,658	3,266	4	\$2,116.02	\$1,738.94	\$1,932.16
273-610-016-4	29622-1	61	1	5/20/04	43,996	3,385	3	\$2,345.66	\$1,927.66	\$2,141.86
273-610-017-5	29622-1	62	1	5/20/04	47,045	3,266	4	\$2,116.02	\$1,738.94	\$1,932.16
273-610-018-6	29622-1	63	1	5/20/04	45,738	2,899	5	\$1,977.76	\$1,625.32	\$1,805.92
273-610-019-7	29622-1	64	1	5/20/04	52,708	2,899	5	\$1,977.76	\$1,625.32	\$1,805.92
273-610-020-7	29622-1	65	1	5/20/04	43,996	3,512	3	\$2,345.66	\$1,927.66	\$2,141.86
273-610-021-8	29622-1	66	1	5/20/04	436	4,023	1	\$2,551.87	\$2,097.14	\$2,330.14
273-610-022-9	29622-1	67	1	5/20/04	45,738	2,899	5	\$1,977.76	\$1,625.32	\$1,805.92
273-610-023-0	29622-1	68	1	5/20/04	47,045	3,701	2	\$2,506.18	\$2,059.58	\$2,288.42
273-610-024-1	29622-1	69	1	5/20/04	44,431	3,512	3	\$2,345.66	\$1,927.66	\$2,141.86
273-610-025-2	29622-1	70	1	4/22/04	45,738	3,385	3	\$2,345.66	\$1,927.66	\$2,141.86
273-610-026-3	29622-1	71	1	4/22/04	47,480	4,023	1	\$2,551.87	\$2,097.14	\$2,330.14
273-610-027-4	29622-1	72	1	4/22/04	43,996	3,385	3	\$2,345.66	\$1,927.66	\$2,141.86

**Community Facilities District No. 12
Riverside Unified School District**

Fiscal Year 2011 - 2012 Special Tax Levy

Assessor's Parcel			Number of	Permit	Taxable Area		Tax	FY 2011-12	FY 2011-12	FY 2010-11
Number	Tract	Lot	Units	Date	(Sq. Ft.)	Sq. Ft.	Class	Expected Maximum Special Tax	Special Tax Levy	Special Tax Levy
273-610-028-5	29622-1	73	1	4/22/04	54,450	3,701	2	\$2,506.18	\$2,059.58	\$2,288.42
273-610-029-6	29622-1	74	1	3/18/04	44,431	3,266	4	\$2,116.02	\$1,738.94	\$1,932.16
273-610-030-6	29622-1	75	1	3/18/04	43,996	3,385	3	\$2,345.66	\$1,927.66	\$2,141.86
273-610-031-7	29622-1	76	1	3/18/04	43,996	3,701	2	\$2,506.18	\$2,059.58	\$2,288.42
273-610-032-8	29622-1	77	1	3/18/04	43,996	2,899	5	\$1,977.76	\$1,625.32	\$1,805.92
273-610-033-9	29622-1	78	1	3/18/04	46,174	3,512	3	\$2,345.66	\$1,927.66	\$2,141.86
273-610-034-0	29622-1	79	1	3/18/04	62,726	2,899	5	\$1,977.76	\$1,625.32	\$1,805.92
273-610-035-1	29622-1	80	1	3/18/04	45,302	2,899	5	\$1,977.76	\$1,625.32	\$1,805.92
273-610-036-2	29622-1	81	1	3/18/04	436	3,701	2	\$2,506.18	\$2,059.58	\$2,288.42
273-610-037-3	29622-1	82	1	3/18/04	43,996	4,023	1	\$2,551.87	\$2,097.14	\$2,330.14
273-610-038-4	29622-1	83	1	3/18/04	436	3,385	3	\$2,345.66	\$1,927.66	\$2,141.86
273-610-039-5	29622-1	84	1	3/18/04	46,609	4,023	1	\$2,551.87	\$2,097.14	\$2,330.14
273-610-040-5	29622-1	85	1	3/18/04	47,045	3,512	3	\$2,345.66	\$1,927.66	\$2,141.86
273-620-001-1	29622-2	1	1	9/16/04	43,560	3,285	4	\$2,116.02	\$1,738.94	\$1,932.16
273-620-002-2	29622-2	2	1	9/16/04	43,560	3,512	3	\$2,345.66	\$1,927.66	\$2,141.86
273-620-003-3	29622-2	3	1	9/16/04	43,560	4,023	1	\$2,551.87	\$2,097.14	\$2,330.14
273-620-004-4	29622-2	4	1	9/16/04	43,560	2,899	5	\$1,977.76	\$1,625.32	\$1,805.92
273-620-005-5	29622-2	5	1	9/16/04	43,560	3,385	3	\$2,345.66	\$1,927.66	\$2,141.86
273-620-006-6	29622-2	6	1	9/16/04	43,560	3,701	2	\$2,506.18	\$2,059.58	\$2,288.42
273-621-001-4	29622-2	7	1	5/30/06	46,609	4,785	1	\$2,551.87	\$2,097.14	\$2,330.14
273-621-002-5	29622-2	8	1	9/16/04	48,352	3,512	3	\$2,345.66	\$1,927.66	\$2,141.86
273-621-003-6	29622-2	9	1	9/16/04	50,965	3,701	2	\$2,506.18	\$2,059.58	\$2,288.42
273-621-004-7	29622-2	10	1	9/16/04	43,560	3,512	3	\$2,345.66	\$1,927.66	\$2,141.86
273-621-005-8	29622-2	11	1	9/16/04	43,560	4,023	1	\$2,551.87	\$2,097.14	\$2,330.14
273-621-006-9	29622-2	12	1	9/21/04	51,836	3,285	4	\$2,116.02	\$1,738.94	\$1,932.16
273-621-007-0	29622-2	13	1	11/16/04	46,174	3,512	3	\$2,345.66	\$1,927.66	\$2,141.86
273-621-008-1	29622-2	14	1	11/16/04	45,302	3,701	2	\$2,506.18	\$2,059.58	\$2,288.42
273-621-009-2	29622-2	15	1	11/16/04	44,431	3,512	3	\$2,345.66	\$1,927.66	\$2,141.86
273-621-010-2	29622-2	16	1	11/16/04	45,302	2,899	5	\$1,977.76	\$1,625.32	\$1,805.92
273-621-011-3	29622-2	17	1	4/12/05	45,302	3,885	2	\$2,506.18	\$2,059.58	\$2,288.42
273-621-012-4	29622-2	30	1	11/3/04	44,867	3,701	2	\$2,506.18	\$2,059.58	\$2,288.42
273-621-013-5	29622-2	31	1	11/3/04	45,738	3,385	3	\$2,345.66	\$1,927.66	\$2,141.86
273-621-014-6	29622-2	32	1	11/3/04	47,480	4,023	1	\$2,551.87	\$2,097.14	\$2,330.14
273-621-015-7	29622-2	33	1	11/3/04	45,302	3,512	3	\$2,345.66	\$1,927.66	\$2,141.86
273-621-016-8	29622-2	34	1	11/3/04	52,272	3,701	2	\$2,506.18	\$2,059.58	\$2,288.42
273-621-017-9	29622-2	35	1	11/3/04	51,836	3,285	4	\$2,116.02	\$1,738.94	\$1,932.16
273-621-018-0	29622-2	36	1	11/3/04	44,431	4,023	1	\$2,551.87	\$2,097.14	\$2,330.14
273-621-019-1	29622-2	37	1	11/3/04	45,738	2,899	5	\$1,977.76	\$1,625.32	\$1,805.92
273-621-020-1	29622-2	38	1	11/3/04	51,401	3,512	3	\$2,345.66	\$1,927.66	\$2,141.86
273-621-021-2	29622-2	39	1	11/3/04	48,352	3,512	3	\$2,345.66	\$1,927.66	\$2,141.86
273-622-001-7	29622-2	81	1	11/16/04	43,560	3,385	3	\$2,345.66	\$1,927.66	\$2,141.86
273-622-002-8	29622-2	82	1	11/16/04	43,560	3,285	4	\$2,116.02	\$1,738.94	\$1,932.16
273-622-003-9	29622-2	83	1	11/16/04	44,867	4,023	1	\$2,551.87	\$2,097.14	\$2,330.14

**Community Facilities District No. 12
Riverside Unified School District**

Fiscal Year 2011 - 2012 Special Tax Levy

Assessor's Parcel		Lot	Number of Units	Permit Date	Taxable Area (Sq. Ft.)	Building Sq. Ft.	Tax Class	FY 2011-12	FY 2011-12	FY 2010-11
Number	Tract							Expected Maximum Special Tax	Special Tax Levy	Special Tax Levy
273-622-004-0	29622-2	84	1	11/16/04	45,302	3,385	3	\$2,345.66	\$1,927.66	\$2,141.86
273-622-005-1	29622-2	85	1	11/16/04	43,560	3,701	2	\$2,506.18	\$2,059.58	\$2,288.42
273-622-006-2	29622-2	86	1	11/16/04	43,996	4,023	1	\$2,551.87	\$2,097.14	\$2,330.14
273-622-007-3	29622-2	87	1	11/16/04	47,045	3,512	3	\$2,345.66	\$1,927.66	\$2,141.86
273-622-008-4	29622-2	88	1	9/16/04	54,450	2,899	5	\$1,977.76	\$1,625.32	\$1,805.92
273-622-009-5	29622-2	89	1	9/16/04	55,321	3,385	3	\$2,345.66	\$1,927.66	\$2,141.86
273-630-001-2	29622-2	40	1	2/15/05	45,738	2,899	5	\$1,977.76	\$1,625.32	\$1,805.92
273-630-002-3	29622-2	41	1	2/15/05	46,174	3,385	3	\$2,345.66	\$1,927.66	\$2,141.86
273-630-003-4	29622-2	42	1	2/15/05	43,560	3,701	2	\$2,506.18	\$2,059.58	\$2,288.42
273-630-004-5	29622-2	43	1	2/15/05	43,560	3,285	4	\$2,116.02	\$1,738.94	\$1,932.16
273-630-005-6	29622-2	44	1	2/15/05	48,352	3,512	3	\$2,345.66	\$1,927.66	\$2,141.86
273-630-006-7	29622-2	45	1	2/15/05	64,033	4,023	1	\$2,551.87	\$2,097.14	\$2,330.14
273-630-007-8	29622-2	46	1	2/15/05	53,143	2,899	5	\$1,977.76	\$1,625.32	\$1,805.92
273-630-008-9	29622-2	47	1	2/15/05	43,996	3,512	3	\$2,345.66	\$1,927.66	\$2,141.86
273-631-001-5	29622-2	18	1	4/12/05	44,867	3,701	2	\$2,506.18	\$2,059.58	\$2,288.42
273-631-002-6	29622-2	19	1	4/12/05	43,560	4,023	1	\$2,551.87	\$2,097.14	\$2,330.14
273-631-003-7	29622-2	20	1	4/12/05	45,302	3,385	3	\$2,345.66	\$1,927.66	\$2,141.86
273-631-004-8	29622-2	21	1	4/18/05	44,431	3,701	2	\$2,506.18	\$2,059.58	\$2,288.42
273-631-005-9	29622-2	22	1	4/12/05	46,174	3,512	3	\$2,345.66	\$1,927.66	\$2,141.86
273-631-006-0	29622-2	23	1	4/12/05	44,431	3,885	2	\$2,506.18	\$2,059.58	\$2,288.42
273-631-007-1	29622-2	24	1	2/15/05	44,431	3,385	3	\$2,345.66	\$1,927.66	\$2,141.86
273-631-008-2	29622-2	25	1	2/15/05	45,738	2,899	5	\$1,977.76	\$1,625.32	\$1,805.92
273-631-009-3	29622-2	26	1	2/15/05	43,996	3,512	3	\$2,345.66	\$1,927.66	\$2,141.86
273-631-010-3	29622-2	27	1	2/15/05	45,738	4,023	1	\$2,551.87	\$2,097.14	\$2,330.14
273-631-011-4	29622-2	28	1	2/15/05	43,560	3,512	3	\$2,345.66	\$1,927.66	\$2,141.86
273-631-012-5	29622-2	29	1	11/3/04	43,996	3,285	4	\$2,116.02	\$1,738.94	\$1,932.16
273-632-001-8	29622-2	58	1	7/1/05	43,996	3,385	3	\$2,345.66	\$1,927.66	\$2,141.86
273-632-002-9	29622-2	59	1	6/29/05	43,996	2,899	5	\$1,977.76	\$1,625.32	\$1,805.92
273-632-003-0	29622-2	60	1	7/20/05	43,996	3,285	4	\$2,116.02	\$1,738.94	\$1,932.16
273-632-004-1	29622-2	61	1	6/29/05	43,996	3,701	2	\$2,506.18	\$2,059.58	\$2,288.42
273-632-005-2	29622-2	62	1	7/1/05	43,996	4,023	1	\$2,551.87	\$2,097.14	\$2,330.14
273-632-006-3	29622-2	63	1	6/29/05	54,014	3,701	2	\$2,506.18	\$2,059.58	\$2,288.42
273-632-007-4	29622-2	64	1	6/22/05	43,996	4,023	1	\$2,551.87	\$2,097.14	\$2,330.14
273-632-008-5	29622-2	65	1	6/29/05	43,996	3,701	2	\$2,506.18	\$2,059.58	\$2,288.42
273-632-009-6	29622-2	66	1	8/2/05	90,169	4,023	1	\$2,551.87	\$2,097.14	\$2,330.14
273-632-010-6	29622-2	67	1	6/16/05	44,867	3,701	2	\$2,506.18	\$2,059.58	\$2,288.42
273-632-011-7	29622-2	68	1	7/1/05	43,560	3,285	4	\$2,116.02	\$1,738.94	\$1,932.16
273-632-012-8	29622-2	69	1	6/16/05	43,560	3,512	3	\$2,345.66	\$1,927.66	\$2,141.86
273-632-013-9	29622-2	70	1	7/1/05	43,560	4,023	1	\$2,551.87	\$2,097.14	\$2,330.14
273-632-014-0	29622-2	71	1	6/16/05	0	3,385	PREPAY	\$0.00	\$0.00	\$0.00
273-632-015-1	29622-2	72	1	6/16/05	53,579	4,023	1	\$2,551.87	\$2,097.14	\$2,330.14
273-632-016-2	29622-2	73	1	6/16/05	64,904	3,701	2	\$2,506.18	\$2,059.58	\$2,288.42
273-632-017-3	29622-2	74	1	7/29/05	59,677	3,385	3	\$2,345.66	\$1,927.66	\$2,141.86

**Community Facilities District No. 12
Riverside Unified School District**

Fiscal Year 2011 - 2012 Special Tax Levy

Assessor's Parcel		Lot	Number of Units	Permit Date	Taxable Area (Sq. Ft.)	Building Sq. Ft.	Tax Class	FY 2011-12	FY 2011-12	FY 2010-11
Number	Tract							Expected Maximum Special Tax	Special Tax Levy	Special Tax Levy
273-632-018-4	29622-2	75	1	7/13/05	59,677	3,701	2	\$2,506.18	\$2,059.58	\$2,288.42
273-632-019-5	29622-2	76	1	6/16/05	43,996	3,512	3	\$2,345.66	\$1,927.66	\$2,141.86
273-632-020-5	29622-2	77	1	6/16/05	44,431	3,385	3	\$2,345.66	\$1,927.66	\$2,141.86
273-632-021-6	29622-2	78	1	6/16/05	44,431	4,023	1	\$2,551.87	\$2,097.14	\$2,330.14
273-632-022-7	29622-2	79	1	6/16/05	45,738	2,899	5	\$1,977.76	\$1,625.32	\$1,805.92
273-632-023-8	29622-2	80	1	6/16/05	47,480	3,512	3	\$2,345.66	\$1,927.66	\$2,141.86
273-633-001-1	29622-2	48	1	4/12/05	51,401	3,701	2	\$2,506.18	\$2,059.58	\$2,288.42
273-633-002-2	29622-2	49	1	4/18/05	52,272	4,023	1	\$2,551.87	\$2,097.14	\$2,330.14
273-633-003-3	29622-2	50	1	6/23/05	66,647	3,512	3	\$2,345.66	\$1,927.66	\$2,141.86
273-633-004-4	29622-2	51	1	8/2/05	49,223	3,512	3	\$2,345.66	\$1,927.66	\$2,141.86
273-633-005-5	29622-2	52	1	7/1/05	54,450	4,023	1	\$2,551.87	\$2,097.14	\$2,330.14
273-633-006-6	29622-2	53	1	7/7/05	44,867	3,385	3	\$2,345.66	\$1,927.66	\$2,141.86
273-633-007-7	29622-2	54	1	6/29/05	44,867	2,899	5	\$1,977.76	\$1,625.32	\$1,805.92
273-633-008-8	29622-2	55	1	6/29/05	44,867	3,385	3	\$2,345.66	\$1,927.66	\$2,141.86
273-633-009-9	29622-2	56	1	6/29/05	44,431	3,512	3	\$2,345.66	\$1,927.66	\$2,141.86
273-633-010-9	29622-2	57	1	6/29/05	44,431	3,512	3	\$2,345.66	\$1,927.66	\$2,141.86
273-650-001-4	29622-3	1	0		45,738	0	UND	\$2,146.77	\$0.00	\$0.00
273-650-002-5	29622-3	2	0		48,787	0	UND	\$2,289.89	\$0.00	\$0.00
273-650-003-6	29622-3	3	0		47,916	0	UND	\$2,249.00	\$0.00	\$0.00
273-650-004-7	29622-3	4	0		47,480	0	UND	\$2,228.55	\$0.00	\$0.00
273-650-005-8	29622-3	5	0		47,045	0	UND	\$2,208.11	\$0.00	\$0.00
273-650-006-9	29622-3	6	0		46,174	0	UND	\$2,167.22	\$0.00	\$0.00
273-650-007-0	29622-3	7	0		43,560	0	UND	\$2,044.55	\$0.00	\$0.00
273-650-008-1	29622-3	8	0		43,560	0	UND	\$2,044.55	\$0.00	\$0.00
273-650-009-2	29622-3	9	0		43,560	0	UND	\$2,044.55	\$0.00	\$0.00
273-650-010-2	29622-3	10	0		43,560	0	UND	\$2,044.55	\$0.00	\$0.00
273-651-001-7	29622-3	11	1	3/17/08	71,438	4,364	1	\$2,551.87	\$2,097.14	\$2,330.14
273-651-002-8	29622-3	12	1	3/17/08	69,696	2,899	5	\$1,977.76	\$1,625.32	\$1,805.92
273-651-003-9	29622-3	13	1	3/17/08	78,844	3,385	3	\$2,345.66	\$1,927.66	\$2,141.86
273-651-004-0	29622-3	14	1	3/17/08	63,598	3,512	3	\$2,345.66	\$1,927.66	\$2,141.86
273-651-005-1	29622-3	15	1	3/17/08	52,708	4,023	1	\$2,551.87	\$2,097.14	\$2,330.14
273-651-006-2	29622-3	16	1	3/17/08	52,708	3,266	4	\$2,116.02	\$1,738.94	\$1,932.16
273-651-007-3	29622-3	17	1	3/17/08	50,530	4,830	1	\$2,551.87	\$2,097.14	\$2,330.14
273-651-008-4	29622-3	18	1	6/7/07	49,223	4,364	1	\$2,551.87	\$2,097.14	\$2,330.14
273-651-009-5	29622-3	19	1	6/7/07	50,094	3,701	2	\$2,506.18	\$2,059.58	\$2,288.42
273-651-010-5	29622-3	20	1	6/7/07	48,787	4,830	1	\$2,551.87	\$2,097.14	\$2,330.14
273-651-011-6	29622-3	21	1	6/22/07	56,192	3,701	2	\$2,506.18	\$2,059.58	\$2,288.42
273-651-012-7	29622-3	22	1	6/7/07	50,965	4,023	1	\$2,551.87	\$2,097.14	\$2,330.14
273-651-013-8	29622-3	23	1	6/7/07	67,518	2,899	5	\$1,977.76	\$1,625.32	\$1,805.92
273-652-002-1	29622-3	84	1	3/17/08	60,548	3,701	2	\$2,506.18	\$2,059.58	\$2,288.42
273-652-003-2	29622-3	85	1	3/17/08	81,893	3,385	3	\$2,345.66	\$1,927.66	\$2,141.86
273-652-004-3	29622-3	86	1	3/17/08	51,401	3,266	4	\$2,116.02	\$1,738.94	\$1,932.16
273-652-005-4	29622-3	87	1	3/17/08	43,560	4,364	1	\$2,551.87	\$2,097.14	\$2,330.14

**Community Facilities District No. 12
Riverside Unified School District**

Fiscal Year 2011 - 2012 Special Tax Levy

Assessor's Parcel			Number of	Permit	Taxable Area	Building	Tax	FY 2011-12	FY 2011-12	FY 2010-11
<u>Number</u>	<u>Tract</u>	<u>Lot</u>	<u>Units</u>	<u>Date</u>	<u>(Sq. Ft.)</u>	<u>Sq. Ft.</u>	<u>Class</u>	<u>Expected Maximum Special Tax</u>	<u>Special Tax Levy</u>	<u>Special Tax Levy</u>
273-652-006-5	29622-3	88	1	3/17/08	46,174	4,830	1	\$2,551.87	\$2,097.14	\$2,330.14
273-652-007-6	29622-3	89	1	3/17/08	64,033	4,364	1	\$2,551.87	\$2,097.14	\$2,330.14
273-652-008-7	29622-3	90	0		0	0	EX	\$0.00	\$0.00	\$0.00
273-652-009-8	29622-3	83	1	3/17/08	49,658	3,512	3	\$2,345.66	\$1,927.66	\$2,141.86
273-660-001-5	29622-3	24	1	6/7/07	64,469	4,830	1	\$2,551.87	\$2,097.14	\$2,330.14
273-660-002-6	29622-3	25	1	6/7/07	50,965	3,701	2	\$2,506.18	\$2,059.58	\$2,288.42
273-660-003-7	29622-3	26	1	6/7/07	44,431	3,512	3	\$2,345.66	\$1,927.66	\$2,141.86
273-660-004-8	29622-3	27	1	6/7/07	49,658	4,364	1	\$2,551.87	\$2,097.14	\$2,330.14
273-660-005-9	29622-3	28	1	6/7/07	46,174	4,023	1	\$2,551.87	\$2,097.14	\$2,330.14
273-660-006-0	29622-3	29	1	2/14/07	44,867	4,830	1	\$2,551.87	\$2,097.14	\$2,330.14
273-660-007-1	29622-3	30	1	2/14/07	46,174	2,899	5	\$1,977.76	\$1,625.32	\$1,805.92
273-660-008-2	29622-3	31	1	2/14/07	60,113	3,701	2	\$2,506.18	\$2,059.58	\$2,288.42
273-660-009-3	29622-3	38	1	2/14/07	70,132	4,830	1	\$2,551.87	\$2,097.14	\$2,330.14
273-660-010-3	29622-3	39	1	2/14/07	50,094	3,266	4	\$2,116.02	\$1,738.94	\$1,932.16
273-660-011-4	29622-3	40	1	7/19/06	50,094	4,023	1	\$2,551.87	\$2,097.14	\$2,330.14
273-660-012-5	29622-3	41	1	7/17/06	50,094	3,266	4	\$2,116.02	\$1,738.94	\$1,932.16
273-660-013-6	29622-3	42	1	7/17/06	50,094	4,023	1	\$2,551.87	\$2,097.14	\$2,330.14
273-660-014-7	29622-3	32	1	2/14/07	48,787	4,364	1	\$2,551.87	\$2,097.14	\$2,330.14
273-660-015-8	29622-3	33	1	2/14/07	46,174	3,385	3	\$2,345.66	\$1,927.66	\$2,141.86
273-660-016-9	29622-3	34	1	2/14/07	62,291	4,023	1	\$2,551.87	\$2,097.14	\$2,330.14
273-660-017-0	29622-3	35	1	2/14/07	57,064	4,830	1	\$2,551.87	\$2,097.14	\$2,330.14
273-660-018-1	29622-3	36	1	2/14/07	50,094	4,023	1	\$2,551.87	\$2,097.14	\$2,330.14
273-660-019-2	29622-3	37	1	2/14/07	53,143	3,701	2	\$2,506.18	\$2,059.58	\$2,288.42
273-660-020-2	29622-3	43	1	7/17/06	43,996	4,364	1	\$2,551.87	\$2,097.14	\$2,330.14
273-661-001-8	29622-3	45	1	7/17/06	43,560	3,512	3	\$2,345.66	\$1,927.66	\$2,141.86
273-661-002-9	29622-3	46	1	7/17/06	43,560	3,385	3	\$2,345.66	\$1,927.66	\$2,141.86
273-661-003-0	29622-3	47	1	7/19/06	43,560	2,899	5	\$1,977.76	\$1,625.32	\$1,805.92
273-661-004-1	29622-3	44	1	7/17/06	43,560	4,023	1	\$2,551.87	\$2,097.14	\$2,330.14
273-662-001-1	29622-3	48	1	7/19/06	47,480	3,266	4	\$2,116.02	\$1,738.94	\$1,932.16
273-662-002-2	29622-3	49	1	7/17/06	44,431	3,701	2	\$2,506.18	\$2,059.58	\$2,288.42
273-662-003-3	29622-3	50	1	7/17/06	44,867	3,512	3	\$2,345.66	\$1,927.66	\$2,141.86
273-662-004-4	29622-3	51	1	7/17/06	75,794	4,023	1	\$2,551.87	\$2,097.14	\$2,330.14
273-662-005-5	29622-3	52	1	7/17/06	44,431	3,385	3	\$2,345.66	\$1,927.66	\$2,141.86
273-662-006-6	29622-3	53	1	7/17/06	43,996	2,899	5	\$1,977.76	\$1,625.32	\$1,805.92
273-662-007-7	29622-3	54	1	7/17/06	57,499	4,830	1	\$2,551.87	\$2,097.14	\$2,330.14
273-662-008-8	29622-3	55	1	7/17/06	44,431	3,266	4	\$2,116.02	\$1,738.94	\$1,932.16
273-662-009-9	29622-3	56	1	7/17/06	50,965	4,364	1	\$2,551.87	\$2,097.14	\$2,330.14
273-662-010-9	29622-3	57	1	7/17/06	44,867	3,385	3	\$2,345.66	\$1,927.66	\$2,141.86
273-662-011-0	29622-3	58	1	7/17/06	47,480	2,899	5	\$1,977.76	\$1,625.32	\$1,805.92
273-662-012-1	29622-3	59	1	9/14/06	51,401	2,899	5	\$1,977.76	\$1,625.32	\$1,805.92
273-662-013-2	29622-3	60	1	9/14/06	50,965	3,512	3	\$2,345.66	\$1,927.66	\$2,141.86
273-662-014-3	29622-3	61	1	9/14/06	46,609	4,023	1	\$2,551.87	\$2,097.14	\$2,330.14
273-662-015-4	29622-3	62	1	9/14/06	46,609	3,701	2	\$2,506.18	\$2,059.58	\$2,288.42

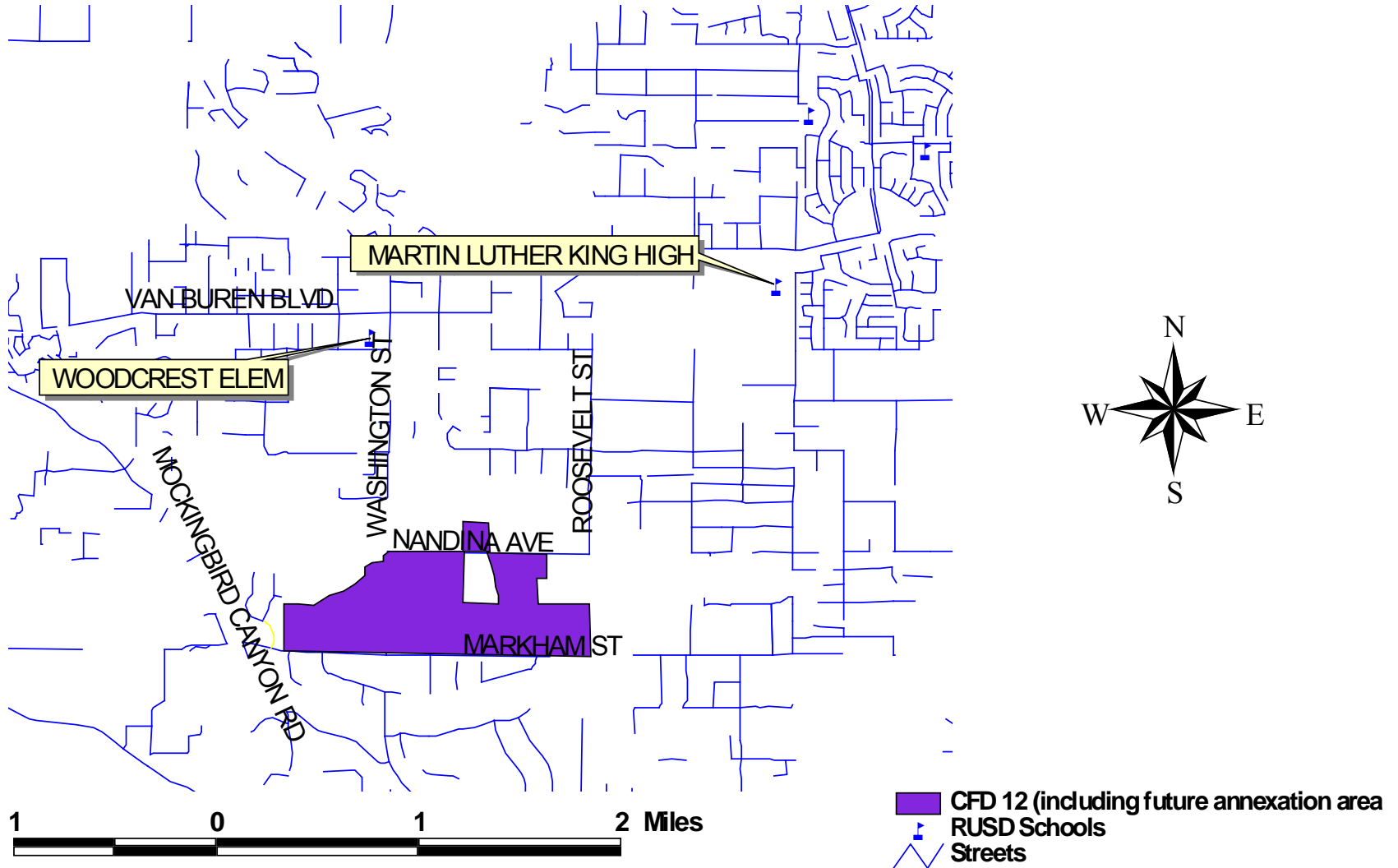
**Community Facilities District No. 12
Riverside Unified School District**

Fiscal Year 2011 - 2012 Special Tax Levy

Assessor's Parcel			Number of	Permit	Taxable Area	Building	Tax	FY 2011-12	FY 2011-12	FY 2010-11
<u>Number</u>	<u>Tract</u>	<u>Lot</u>	<u>Units</u>	<u>Date</u>	<u>(Sq. Ft.)</u>	<u>Sq. Ft.</u>	<u>Class</u>	<u>Expected Maximum Special Tax</u>	<u>Special Tax Levy</u>	<u>Special Tax Levy</u>
273-662-016-5	29622-3	63	1	9/14/06	46,174	3,512	3	\$2,345.66	\$1,927.66	\$2,141.86
273-663-001-4	29622-3	64	1	9/14/06	46,609	4,830	1	\$2,551.87	\$2,097.14	\$2,330.14
273-663-002-5	29622-3	65	1	9/14/06	43,560	3,385	3	\$2,345.66	\$1,927.66	\$2,141.86
273-663-003-6	29622-3	66	1	9/14/06	43,996	4,364	1	\$2,551.87	\$2,097.14	\$2,330.14
273-663-004-7	29622-3	67	1	9/14/06	43,560	4,830	1	\$2,551.87	\$2,097.14	\$2,330.14
273-663-005-8	29622-3	68	1	9/14/06	43,560	3,701	2	\$2,506.18	\$2,059.58	\$2,288.42
273-663-006-9	29622-3	69	1	9/14/06	59,242	3,385	3	\$2,345.66	\$1,927.66	\$2,141.86
273-663-007-0	29622-3	70	1	9/14/06	72,310	3,701	2	\$2,506.18	\$2,059.58	\$2,288.42
273-663-008-1	29622-3	71	1	9/14/06	44,867	3,385	3	\$2,345.66	\$1,927.66	\$2,141.86
273-663-009-2	29622-3	72	1	9/14/06	44,431	3,266	4	\$2,116.02	\$1,738.94	\$1,932.16
273-663-010-2	29622-3	73	1	7/19/06	44,431	3,512	3	\$2,345.66	\$1,927.66	\$2,141.86
273-663-011-3	29622-3	74	1	7/17/06	44,431	3,701	2	\$2,506.18	\$2,059.58	\$2,288.42
273-663-012-4	29622-3	75	1	7/17/06	43,996	2,899	5	\$1,977.76	\$1,625.32	\$1,805.92
273-663-013-5	29622-3	76	1	7/19/06	44,867	3,266	4	\$2,116.02	\$1,738.94	\$1,932.16
273-663-014-6	29622-3	77	1	7/19/06	43,560	3,701	2	\$2,506.18	\$2,059.58	\$2,288.42
273-663-015-7	29622-3	78	1	7/19/06	44,431	2,899	5	\$1,977.76	\$1,625.32	\$1,805.92
273-663-016-8	29622-3	79	1	7/19/06	43,996	3,385	3	\$2,345.66	\$1,927.66	\$2,141.86
273-663-017-9	29622-3	80	1	7/19/06	44,431	4,023	1	\$2,551.87	\$2,097.14	\$2,330.14
273-663-018-0	29622-3	81	1	2/14/07	44,431	3,701	2	\$2,506.18	\$2,059.58	\$2,288.42
273-663-020-1	29622-3	82	1	2/14/07	48,352	3,385	3	\$2,345.66	\$1,927.66	\$2,141.86
Totals:			264		13,081,503	950,077		\$640,017.99	\$508,324.96	\$564,806.20

J:\CLIENTS\RUSD\ADMIN\2011_2012\CFD12\Database\cfd12 tax roll.rpt
6/6/2011

CFD 12 VICINITY MAP



RESOLUTION NO. 2010/11-63

RESOLUTION OF THE BOARD OF EDUCATION OF RIVERSIDE UNIFIED SCHOOL DISTRICT LEVYING SPECIAL TAXES TO BE COLLECTED DURING FISCAL YEAR 2011-12 FOR THE PAYMENT OF THE PRINCIPAL OF AND INTEREST ON AND ADMINISTRATIVE EXPENSES WITH RESPECT TO THE BONDS OF COMMUNITY FACILITIES DISTRICT NO. 13 OF RIVERSIDE UNIFIED SCHOOL DISTRICT ISSUED FOR IMPROVEMENT AREA NO. 1 THEREOF

WHEREAS, it is necessary that the Board of Education of Riverside Unified School District (the "Board of Education") levy special taxes pursuant to Sections 53340 and 53358 of the Government Code for the payment of the principal of and interest on the outstanding bonds of Community Facilities District No. 13 of Riverside Unified School District, County of Riverside, State of California (the "District") issued for Improvement Area No. 1 ("Improvement Area No. 1") of the District, and for the payment of administrative expenses incurred in connection with the levy and collection of said special taxes and the payment of such principal and interest; and

WHEREAS, pursuant to Section 53340 of the Government Code, the Board of Education may by resolution provide for the levy of special taxes on parcels of taxable property in the District at a rate provided by ordinance or at a lower rate; and

WHEREAS, the Board of Education has previously levied special taxes on parcels of taxable property in the District by ordinance, and the rates of the special taxes that will be levied on such parcels for fiscal year 2011-12 will not exceed the rates of the special taxes that have previously been levied by ordinance;

NOW, THEREFORE, BE IT RESOLVED, DETERMINED AND ORDERED BY THE BOARD OF EDUCATION OF RIVERSIDE UNIFIED SCHOOL DISTRICT DOES ORDAIN AS FOLLOWS:

Section 1. Levy of Special Taxes. Special taxes shall be and are hereby levied for the 2011-12 fiscal year on all parcels of real property within Improvement Area No. 1 which are subject to taxation, which are identified in Exhibit "A" attached hereto, and in the amount set forth for each such parcel in said Exhibit "A." Pursuant to Sections 53340 and 53358 of the Government Code, such special taxes shall be collected in the same manner as ordinary ad valorem property taxes are collected and shall be subject to the same penalties and the same procedure, sale, and lien priority in case of delinquency as is provided for ad valorem taxes.

Section 2. Transmittal to County. The Clerk of the Board of Education shall immediately following adoption of this resolution transmit a copy hereof to the Board of Supervisors and the County Auditor of the County of Riverside together with a request that the special taxes as levied hereby be collected on the tax bills for the parcels identified in Exhibit "A" hereto, along with the ordinary ad valorem property taxes to be levied on and collected from the owners of said parcels.

PASSED AND ADOPTED by the Board of Education of Riverside Unified School District at a regular meeting held on the 20th day of June, 2011, by the following vote:

AYES:

NOES:

ABSENT:

ABSTAINED:

Clerk of the Board of Education
of Riverside Unified School District

STATE OF CALIFORNIA)
) ss.
COUNTY OF RIVERSIDE)

I, Gayle Cloud, Clerk of the Board of Education of Riverside Unified School District, do hereby certify that the above and foregoing is a full, true and correct copy of Resolution No. 2010/11-63 of the Board of Education of Riverside Unified School District, and that the same has not been amended or repealed.

Dated: _____, 2011

Clerk of the Board of Education
of Riverside Unified School District

Exhibit "A" for Resolution 63

**Community Facilities District No. 13, Improvement Area No. 1
Riverside Unified School District**

Fiscal Year 2011-2012 Special Tax Levy

<u>Assessor's Parcel Number</u>	<u>Tract</u>	<u>Lot</u>	<u>Number of Units</u>	<u>Permit Date</u>	<u>Taxable Lot Sq. Ft.</u>	<u>Building Sq. Ft.</u>	<u>Tax Class</u>	<u>FY 2011-12 Expected Maximum Special Tax</u>	<u>FY 2011-12 Special Tax Levy</u>	<u>FY 2010-11 Special Tax Levy</u>
136-460-001-5	30295	1	1	12/7/05	17,424	3,575	3	\$2,952.00	\$2,559.70	\$2,694.42
136-460-002-6	30295	2	1	12/7/05	17,424	3,575	3	\$2,952.00	\$2,559.70	\$2,694.42
136-460-003-7	30295	3	1	12/7/05	17,424	3,287	4	\$2,855.00	\$2,475.58	\$2,605.88
136-460-004-8	30295	4	1	12/7/05	17,424	3,575	3	\$2,952.00	\$2,559.70	\$2,694.42
136-460-005-9	30295	5	1	12/7/05	17,424	3,287	4	\$2,855.00	\$2,475.58	\$2,605.88
136-460-006-0	30295	6	1	12/7/05	17,424	3,575	3	\$2,952.00	\$2,559.70	\$2,694.42
136-460-007-1	30295	7	1	12/7/05	16,553	3,287	4	\$2,855.00	\$2,475.58	\$2,605.88
136-460-008-2	30295	8	1	5/20/05	21,780	4,132	1	\$3,138.00	\$2,720.98	\$2,864.18
136-460-009-3	30295	9	1	5/12/05	23,958	3,794	2	\$3,041.00	\$2,636.86	\$2,775.64
136-460-010-3	30295	10	1	5/12/05	17,424	4,132	1	\$3,138.00	\$2,720.98	\$2,864.18
136-460-011-4	30295	11	1	5/20/05	16,553	3,287	4	\$2,855.00	\$2,475.58	\$2,605.88
136-460-012-5	30295	12	1	5/29/08	16,117	3,794	2	\$3,041.00	\$2,636.86	\$2,775.64
136-460-013-6	30295	13	1	4/21/09	15,246	4,132	1	\$3,138.00	\$2,720.98	\$2,864.18
136-460-014-7	30295	14	1	5/29/08	19,602	3,794	2	\$3,041.00	\$2,636.86	\$2,775.64
136-460-015-8	30295	15	1	5/28/09	16,553	3,740	2	\$3,041.00	\$2,636.86	\$2,775.64
136-460-016-9	30295	16	1	5/28/09	17,424	4,132	1	\$3,138.00	\$2,720.98	\$2,864.18
136-460-017-0	30295	17	1	2/3/05	17,424	3,575	3	\$2,952.00	\$2,559.70	\$2,694.42
136-460-018-1	30295	18	1	2/3/05	17,424	3,794	2	\$3,041.00	\$2,636.86	\$2,775.64
136-460-019-2	30295	19	1	2/3/05	17,424	4,132	1	\$3,138.00	\$2,720.98	\$2,864.18
136-460-020-2	30295	20	1	5/11/05	17,424	3,287	4	\$2,855.00	\$2,475.58	\$2,605.88
136-460-021-3	30295	21	1	5/6/09	17,424	4,132	1	\$3,138.00	\$2,720.98	\$2,864.18
136-460-022-4	30295	22	1	5/6/09	16,553	4,132	1	\$3,138.00	\$2,720.98	\$2,864.18
136-460-023-5	30295	23	1	4/21/09	21,780	3,740	2	\$3,041.00	\$2,636.86	\$2,775.64
136-460-024-6	30295	195	1	6/22/05	23,958	3,575	3	\$2,952.00	\$2,559.70	\$2,694.42
136-460-025-7	30295	196	1	6/22/05	17,424	3,794	2	\$3,041.00	\$2,636.86	\$2,775.64
136-460-026-8	30295	197	1	6/22/05	16,553	4,132	1	\$3,138.00	\$2,720.98	\$2,864.18
136-460-027-9	30295	198	1	6/22/05	16,117	3,287	4	\$2,855.00	\$2,475.58	\$2,605.88
136-460-028-0	30295	199	1	4/21/09	15,246	4,132	1	\$3,138.00	\$2,720.98	\$2,864.18
136-460-029-1	30295	200	1	11/26/08	19,602	3,575	3	\$2,952.00	\$2,559.70	\$2,694.42
136-460-030-1	30295	201	1	5/20/05	16,553	4,132	1	\$3,138.00	\$2,720.98	\$2,864.18
136-460-031-2	30295	202	1	5/12/05	25,265	3,794	2	\$3,041.00	\$2,636.86	\$2,775.64
136-460-032-3	30295	203	1	5/12/05	28,314	4,132	1	\$3,138.00	\$2,720.98	\$2,864.18
136-460-033-4	30295	204	1	5/12/05	17,860	3,575	3	\$2,952.00	\$2,559.70	\$2,694.42
136-460-034-5	30295	205	1	5/12/05	17,860	4,132	1	\$3,138.00	\$2,720.98	\$2,864.18
136-460-035-6	30295	206	1	5/12/05	17,424	3,575	3	\$2,952.00	\$2,559.70	\$2,694.42
136-460-036-7	30295	207	1	5/12/05	17,424	3,287	4	\$2,855.00	\$2,475.58	\$2,605.88
136-460-037-8	30295	208	1	5/12/05	28,750	4,132	1	\$3,138.00	\$2,720.98	\$2,864.18
136-460-038-9	30295	210	0		0	0	EX	\$0.00	\$0.00	\$0.00

**Community Facilities District No. 13, Improvement Area No. 1
Riverside Unified School District**

Fiscal Year 2011-2012 Special Tax Levy

<u>Assessor's Parcel Number</u>	<u>Tract</u>	<u>Lot</u>	<u>Number of Units</u>	<u>Permit Date</u>	<u>Taxable Lot Sq. Ft.</u>	<u>Building Sq. Ft.</u>	<u>Tax Class</u>	<u>FY 2011-12 Expected Maximum Special Tax</u>	<u>FY 2011-12 Special Tax Levy</u>	<u>FY 2010-11 Special Tax Levy</u>
136-460-039-0	30295	212	0		0	0	EX	\$0.00	\$0.00	\$0.00
136-461-001-8	30295	154	1	6/22/05	16,988	3,575	3	\$2,952.00	\$2,559.70	\$2,694.42
136-461-002-9	30295	155	1	6/22/05	16,117	3,287	4	\$2,855.00	\$2,475.58	\$2,605.88
136-461-003-0	30295	156	1	6/22/05	16,117	4,132	1	\$3,138.00	\$2,720.98	\$2,864.18
136-470-001-6	30295	24	1	12/19/08	16,117	4,132	1	\$3,138.00	\$2,720.98	\$2,864.18
136-470-002-7	30295	25	1	8/26/08	15,682	3,575	3	\$2,952.00	\$2,559.70	\$2,694.42
136-470-003-8	30295	26	1	7/10/08	14,810	4,132	1	\$3,138.00	\$2,720.98	\$2,864.18
136-470-004-9	30295	27	1	7/10/08	13,504	3,575	3	\$2,952.00	\$2,559.70	\$2,694.42
136-470-005-0	30295	28	1	5/5/05	13,068	4,001	1	\$3,138.00	\$2,720.98	\$2,864.18
136-470-006-1	30295	29	1	5/5/05	12,632	4,851	1	\$3,138.00	\$2,720.98	\$2,864.18
136-470-007-2	30295	30	1	5/5/05	16,988	4,927	1	\$3,138.00	\$2,720.98	\$2,864.18
136-470-008-3	30295	31	1	12/19/08	15,682	3,575	3	\$2,952.00	\$2,559.70	\$2,694.42
136-470-009-4	30295	32	1	4/21/09	15,246	4,132	1	\$3,138.00	\$2,720.98	\$2,864.18
136-470-010-4	30295	33	1	4/21/09	16,553	4,132	1	\$3,138.00	\$2,720.98	\$2,864.18
136-470-011-5	30295	34	1	4/15/09	16,117	3,740	2	\$3,041.00	\$2,636.86	\$2,775.64
136-470-012-6	30295	35	1	5/19/09	15,682	4,132	1	\$3,138.00	\$2,720.98	\$2,864.18
136-470-013-7	30295	36	1	6/2/05	16,117	4,001	1	\$3,138.00	\$2,720.98	\$2,864.18
136-470-014-8	30295	37	1	6/2/05	13,939	3,676	2	\$3,041.00	\$2,636.86	\$2,775.64
136-470-015-9	30295	38	1	6/2/05	18,731	4,001	1	\$3,138.00	\$2,720.98	\$2,864.18
136-470-016-0	30295	39	1	6/2/05	24,394	4,851	1	\$3,138.00	\$2,720.98	\$2,864.18
136-470-017-1	30295	40	1	6/2/05	17,424	4,927	1	\$3,138.00	\$2,720.98	\$2,864.18
136-470-018-2	30295	41	1	6/2/05	18,295	4,001	1	\$3,138.00	\$2,720.98	\$2,864.18
136-470-019-3	30295	42	1	6/2/05	15,246	4,927	1	\$3,138.00	\$2,720.98	\$2,864.18
136-470-020-3	30295	43	1	6/2/05	15,246	4,001	1	\$3,138.00	\$2,720.98	\$2,864.18
136-470-021-4	30295	44	1	6/2/05	15,682	4,927	1	\$3,138.00	\$2,720.98	\$2,864.18
136-470-022-5	30295	45	1	6/2/05	16,988	3,676	2	\$3,041.00	\$2,636.86	\$2,775.64
136-470-023-6	30295	211	0		0	0	EX	\$0.00	\$0.00	\$0.00
136-471-001-9	30295	125	1	6/2/05	15,246	3,676	2	\$3,041.00	\$2,636.86	\$2,775.64
136-471-002-0	30295	126	1	5/29/08	15,682	4,132	1	\$3,138.00	\$2,720.98	\$2,864.18
136-471-003-1	30295	127	1	5/29/08	15,246	4,132	1	\$3,138.00	\$2,720.98	\$2,864.18
136-471-004-2	30295	128	1	5/29/08	15,246	3,794	2	\$3,041.00	\$2,636.86	\$2,775.64
136-471-005-3	30295	129	1	5/29/08	18,731	4,132	1	\$3,138.00	\$2,720.98	\$2,864.18
136-480-001-7	30295	123	1	12/30/05	15,246	5,187	1	\$3,138.00	\$2,720.98	\$2,864.18
136-480-002-8	30295	124	1	12/30/05	15,682	4,001	1	\$3,138.00	\$2,720.98	\$2,864.18
136-480-003-9	30295	130	1	7/14/05	19,602	4,132	1	\$3,138.00	\$2,720.98	\$2,864.18
136-480-004-0	30295	131	1	7/14/05	15,682	3,287	4	\$2,855.00	\$2,475.58	\$2,605.88
136-480-005-1	30295	132	1	7/14/05	23,087	4,132	1	\$3,138.00	\$2,720.98	\$2,864.18
136-480-006-2	30295	133	1	7/14/05	11,761	3,794	2	\$3,041.00	\$2,636.86	\$2,775.64

**Community Facilities District No. 13, Improvement Area No. 1
Riverside Unified School District**

Fiscal Year 2011-2012 Special Tax Levy

<u>Assessor's Parcel Number</u>	<u>Tract</u>	<u>Lot</u>	<u>Number of Units</u>	<u>Permit Date</u>	<u>Taxable Lot Sq. Ft.</u>	<u>Building Sq. Ft.</u>	<u>Tax Class</u>	<u>FY 2011-12 Expected Maximum Special Tax</u>	<u>FY 2011-12 Special Tax Levy</u>	<u>FY 2010-11 Special Tax Levy</u>
136-480-007-3	30295	134	1	7/14/05	15,682	4,132	1	\$3,138.00	\$2,720.98	\$2,864.18
136-480-008-4	30295	135	1	7/14/05	15,682	3,575	3	\$2,952.00	\$2,559.70	\$2,694.42
136-480-009-5	30295	136	1	10/25/05	16,988	3,794	2	\$3,041.00	\$2,636.86	\$2,775.64
136-480-010-5	30295	137	1	10/25/05	15,246	4,132	1	\$3,138.00	\$2,720.98	\$2,864.18
136-481-001-0	30295	157	1	6/22/05	15,246	3,287	4	\$2,855.00	\$2,475.58	\$2,605.88
136-481-002-1	30295	158	1	6/22/05	15,682	4,132	1	\$3,138.00	\$2,720.98	\$2,864.18
136-481-003-2	30295	159	1	6/22/05	15,246	3,575	3	\$2,952.00	\$2,559.70	\$2,694.42
136-481-004-3	30295	160	1	9/29/05	15,246	3,794	2	\$3,041.00	\$2,636.86	\$2,775.64
136-481-005-4	30295	161	1	9/29/05	18,731	4,132	1	\$3,138.00	\$2,720.98	\$2,864.18
136-481-006-5	30295	162	1	9/29/05	15,246	3,794	2	\$3,041.00	\$2,636.86	\$2,775.64
136-482-001-3	30295	189	1	10/11/05	15,682	3,575	3	\$2,952.00	\$2,559.70	\$2,694.42
136-482-002-4	30295	190	1	9/29/05	19,602	4,132	1	\$3,138.00	\$2,720.98	\$2,864.18
136-482-003-5	30295	191	1	9/29/05	15,682	3,575	3	\$2,952.00	\$2,559.70	\$2,694.42
136-482-004-6	30295	192	1	9/29/05	23,087	4,132	1	\$3,138.00	\$2,720.98	\$2,864.18
136-482-005-7	30295	193	1	6/22/05	21,344	3,575	3	\$2,952.00	\$2,559.70	\$2,694.42
136-482-006-8	30295	194	1	6/22/05	21,780	3,794	2	\$3,041.00	\$2,636.86	\$2,775.64
136-490-001-8	30295	46	1	4/6/06	15,246	4,914	1	\$3,138.00	\$2,720.98	\$2,864.18
136-490-002-9	30295	47	1	4/6/06	15,246	4,001	1	\$3,138.00	\$2,720.98	\$2,864.18
136-490-003-0	30295	48	1	4/6/06	15,682	4,914	1	\$3,138.00	\$2,720.98	\$2,864.18
136-490-004-1	30295	49	1	4/6/06	22,216	5,187	1	\$3,138.00	\$2,720.98	\$2,864.18
136-490-005-2	30295	50	1	4/6/06	17,424	4,914	1	\$3,138.00	\$2,720.98	\$2,864.18
136-490-006-3	30295	51	1	4/6/06	16,117	5,187	1	\$3,138.00	\$2,720.98	\$2,864.18
136-490-007-4	30295	52	1	4/6/06	14,810	5,187	1	\$3,138.00	\$2,720.98	\$2,864.18
136-490-008-5	30295	53	1	4/6/06	16,988	4,914	1	\$3,138.00	\$2,720.98	\$2,864.18
136-490-009-6	30295	54	1	1/18/06	23,958	4,914	1	\$3,138.00	\$2,720.98	\$2,864.18
136-490-010-6	30295	55	1	4/6/06	20,038	5,187	1	\$3,138.00	\$2,720.98	\$2,864.18
136-490-011-7	30295	56	1	4/6/06	20,473	4,001	1	\$3,138.00	\$2,720.98	\$2,864.18
136-490-012-8	30295	57	1	4/6/06	16,988	4,914	1	\$3,138.00	\$2,720.98	\$2,864.18
136-490-013-9	30295	58	1	8/29/07	16,988	4,132	1	\$3,138.00	\$2,720.98	\$2,864.18
136-490-014-0	30295	59	1	5/6/09	19,166	3,740	2	\$3,041.00	\$2,636.86	\$2,775.64
136-490-015-1	30295	60	1	8/29/07	19,166	4,132	1	\$3,138.00	\$2,720.98	\$2,864.18
136-490-016-2	30295	61	1	8/29/07	27,007	3,575	3	\$2,952.00	\$2,559.70	\$2,694.42
136-490-017-3	30295	62	1	7/17/06	17,424	3,575	3	\$2,952.00	\$2,559.70	\$2,694.42
136-490-018-4	30295	63	1	7/17/06	17,424	3,287	4	\$2,855.00	\$2,475.58	\$2,605.88
136-490-019-5	30295	64	1	7/17/06	16,117	3,575	3	\$2,952.00	\$2,559.70	\$2,694.42
136-490-020-5	30295	65	1	8/29/07	16,988	3,575	3	\$2,952.00	\$2,559.70	\$2,694.42
136-490-021-6	30295	66	1	8/29/07	18,731	3,740	2	\$3,041.00	\$2,636.86	\$2,775.64
136-490-022-7	30295	67	1	9/6/07	15,682	4,132	1	\$3,138.00	\$2,720.98	\$2,864.18

**Community Facilities District No. 13, Improvement Area No. 1
Riverside Unified School District**

Fiscal Year 2011-2012 Special Tax Levy

<u>Assessor's Parcel Number</u>	<u>Tract</u>	<u>Lot</u>	<u>Number of Units</u>	<u>Permit Date</u>	<u>Taxable Lot Sq. Ft.</u>	<u>Building Sq. Ft.</u>	<u>Tax Class</u>	<u>FY 2011-12 Expected Maximum Special Tax</u>	<u>FY 2011-12 Special Tax Levy</u>	<u>FY 2010-11 Special Tax Levy</u>
136-490-023-8	30295	68	1	5/24/07	15,682	3,575	3	\$2,952.00	\$2,559.70	\$2,694.42
136-490-024-9	30295	69	1	5/24/07	14,810	4,132	1	\$3,138.00	\$2,720.98	\$2,864.18
136-500-001-8	30295	112	1	8/20/07	14,810	3,287	4	\$2,855.00	\$2,475.58	\$2,605.88
136-500-002-9	30295	113	1	8/20/07	15,246	3,575	3	\$2,952.00	\$2,559.70	\$2,694.42
136-500-003-0	30295	114	1	8/29/07	14,810	3,287	4	\$2,855.00	\$2,475.58	\$2,605.88
136-500-004-1	30295	115	1	8/29/07	15,682	3,575	3	\$2,952.00	\$2,559.70	\$2,694.42
136-500-005-2	30295	116	1	8/29/07	15,246	3,575	3	\$2,952.00	\$2,559.70	\$2,694.42
136-500-006-3	30295	117	1	4/6/06	15,246	5,187	1	\$3,138.00	\$2,720.98	\$2,864.18
136-500-007-4	30295	118	1	4/6/06	15,246	4,001	1	\$3,138.00	\$2,720.98	\$2,864.18
136-500-008-5	30295	119	1	4/6/06	15,246	4,914	1	\$3,138.00	\$2,720.98	\$2,864.18
136-500-009-6	30295	120	1	1/18/06	14,810	4,001	1	\$3,138.00	\$2,720.98	\$2,864.18
136-500-010-6	30295	121	1	12/30/05	15,246	5,187	1	\$3,138.00	\$2,720.98	\$2,864.18
136-500-011-7	30295	122	1	12/30/05	14,810	4,914	1	\$3,138.00	\$2,720.98	\$2,864.18
136-500-012-8	30295	138	1	10/25/05	23,522	3,794	2	\$3,041.00	\$2,636.86	\$2,775.64
136-500-013-9	30295	139	1	10/25/05	23,958	3,794	2	\$3,041.00	\$2,636.86	\$2,775.64
136-500-014-0	30295	140	1	10/25/05	15,246	4,132	1	\$3,138.00	\$2,720.98	\$2,864.18
136-500-015-1	30295	141	1	10/25/05	16,988	4,132	1	\$3,138.00	\$2,720.98	\$2,864.18
136-500-016-2	30295	142	1	11/9/05	17,860	4,132	1	\$3,138.00	\$2,720.98	\$2,864.18
136-500-017-3	30295	143	1	11/9/05	15,682	3,575	3	\$2,952.00	\$2,559.70	\$2,694.42
136-500-018-4	30295	144	1	11/9/05	21,780	3,794	2	\$3,041.00	\$2,636.86	\$2,775.64
136-500-019-5	30295	145	1	11/9/05	23,522	4,132	1	\$3,138.00	\$2,720.98	\$2,864.18
136-500-020-5	30295	146	1	11/9/05	19,166	3,287	4	\$2,855.00	\$2,475.58	\$2,605.88
136-500-021-6	30295	147	1	11/9/05	18,731	4,132	1	\$3,138.00	\$2,720.98	\$2,864.18
136-500-022-7	30295	148	1	1/19/06	15,246	3,794	2	\$3,041.00	\$2,636.86	\$2,775.64
136-500-023-8	30295	149	1	1/19/06	23,958	3,575	3	\$2,952.00	\$2,559.70	\$2,694.42
136-500-024-9	30295	150	1	1/19/06	23,958	3,794	2	\$3,041.00	\$2,636.86	\$2,775.64
136-510-001-9	30295	163	1	10/11/05	16,117	4,132	1	\$3,138.00	\$2,720.98	\$2,864.18
136-510-002-0	30295	164	1	10/11/05	16,988	3,794	2	\$3,041.00	\$2,636.86	\$2,775.64
136-510-003-1	30295	165	1	10/11/05	16,553	4,132	1	\$3,138.00	\$2,720.98	\$2,864.18
136-510-004-2	30295	166	1	10/11/05	16,553	3,287	4	\$2,855.00	\$2,475.58	\$2,605.88
136-510-005-3	30295	167	1	1/19/06	16,988	4,132	1	\$3,138.00	\$2,720.98	\$2,864.18
136-510-006-4	30295	168	1	1/19/06	17,424	3,575	3	\$2,952.00	\$2,559.70	\$2,694.42
136-511-001-2	30295	169	1	1/19/06	19,166	3,287	4	\$2,855.00	\$2,475.58	\$2,605.88
136-511-002-3	30295	170	1	1/19/06	17,860	3,575	3	\$2,952.00	\$2,559.70	\$2,694.42
136-511-003-4	30295	171	1	1/19/06	15,246	3,794	2	\$3,041.00	\$2,636.86	\$2,775.64
136-512-001-5	30295	181	1	1/19/06	22,216	3,287	4	\$2,855.00	\$2,475.58	\$2,605.88
136-512-002-6	30295	182	1	1/19/06	34,412	4,132	1	\$3,138.00	\$2,720.98	\$2,864.18
136-512-003-7	30295	183	1	1/19/06	16,988	3,575	3	\$2,952.00	\$2,559.70	\$2,694.42

**Community Facilities District No. 13, Improvement Area No. 1
Riverside Unified School District**

Fiscal Year 2011-2012 Special Tax Levy

<u>Assessor's Parcel Number</u>	<u>Tract</u>	<u>Lot</u>	<u>Number of Units</u>	<u>Permit Date</u>	<u>Taxable Lot Sq. Ft.</u>	<u>Building Sq. Ft.</u>	<u>Tax Class</u>	<u>FY 2011-12 Expected Maximum Special Tax</u>	<u>FY 2011-12 Special Tax Levy</u>	<u>FY 2010-11 Special Tax Levy</u>
136-512-004-8	30295	184	1	1/19/06	23,522	3,287	4	\$2,855.00	\$2,475.58	\$2,605.88
136-512-005-9	30295	185	1	1/19/06	20,909	3,794	2	\$3,041.00	\$2,636.86	\$2,775.64
136-512-006-0	30295	186	1	1/19/06	17,860	3,575	3	\$2,952.00	\$2,559.70	\$2,694.42
136-512-007-1	30295	187	1	1/19/06	33,106	3,287	4	\$2,855.00	\$2,475.58	\$2,605.88
136-512-008-2	30295	188	1	10/11/05	16,988	3,794	2	\$3,041.00	\$2,636.86	\$2,775.64
136-512-009-3	30295	209	0		0	0	EX	\$0.00	\$0.00	\$0.00
136-520-001-0	30295	91	1	4/18/06	15,246	3,740	2	\$3,041.00	\$2,636.86	\$2,775.64
136-520-002-1	30295	92	1	4/18/06	20,038	4,132	1	\$3,138.00	\$2,720.98	\$2,864.18
136-520-003-2	30295	93	1	4/18/06	19,166	3,740	2	\$3,041.00	\$2,636.86	\$2,775.64
136-520-004-3	30295	94	1	4/6/06	14,810	4,132	1	\$3,138.00	\$2,720.98	\$2,864.18
136-520-005-4	30295	95	1	4/6/06	14,810	3,575	3	\$2,952.00	\$2,559.70	\$2,694.42
136-521-001-3	30295	107	1	4/6/06	14,810	4,132	1	\$3,138.00	\$2,720.98	\$2,864.18
136-521-002-4	30295	108	1	4/6/06	14,810	3,575	3	\$2,952.00	\$2,559.70	\$2,694.42
136-521-003-5	30295	109	1	4/6/06	14,810	4,132	1	\$3,138.00	\$2,720.98	\$2,864.18
136-521-004-6	30295	110	1	4/6/06	14,810	3,575	3	\$2,952.00	\$2,559.70	\$2,694.42
136-521-005-7	30295	111	1	8/20/07	14,810	3,575	3	\$2,952.00	\$2,559.70	\$2,694.42
136-521-006-8	30295	151	1	1/19/06	14,810	3,794	2	\$3,041.00	\$2,636.86	\$2,775.64
136-521-007-9	30295	152	1	1/19/06	23,087	4,132	1	\$3,138.00	\$2,720.98	\$2,864.18
136-521-008-0	30295	153	1	1/19/06	14,810	4,132	1	\$3,138.00	\$2,720.98	\$2,864.18
136-522-001-6	30295	172	1	1/19/06	15,682	4,132	1	\$3,138.00	\$2,720.98	\$2,864.18
136-522-002-7	30295	173	1	1/19/06	15,682	3,794	2	\$3,041.00	\$2,636.86	\$2,775.64
136-522-003-8	30295	174	1	12/30/05	15,246	3,287	4	\$2,855.00	\$2,475.58	\$2,605.88
136-522-004-9	30295	175	1	12/30/05	15,682	3,575	3	\$2,952.00	\$2,559.70	\$2,694.42
136-522-005-0	30295	176	1	12/30/05	15,246	3,794	2	\$3,041.00	\$2,636.86	\$2,775.64
136-522-006-1	30295	177	1	12/30/05	25,700	3,575	3	\$2,952.00	\$2,559.70	\$2,694.42
136-522-007-2	30295	178	1	12/30/05	23,522	4,132	1	\$3,138.00	\$2,720.98	\$2,864.18
136-522-008-3	30295	179	1	12/30/05	22,651	3,794	2	\$3,041.00	\$2,636.86	\$2,775.64
136-522-009-4	30295	180	1	1/19/06	22,216	3,575	3	\$2,952.00	\$2,559.70	\$2,694.42
136-530-001-1	30295	70	1	5/24/07	14,810	3,575	3	\$2,952.00	\$2,559.70	\$2,694.42
136-530-002-2	30295	71	1	4/26/07	14,810	4,132	1	\$3,138.00	\$2,720.98	\$2,864.18
136-530-003-3	30295	72	1	4/26/07	23,087	3,740	2	\$3,041.00	\$2,636.86	\$2,775.64
136-530-004-4	30295	73	1	7/3/07	14,810	3,575	3	\$2,952.00	\$2,559.70	\$2,694.42
136-530-005-5	30295	74	1	7/3/07	24,829	4,132	1	\$3,138.00	\$2,720.98	\$2,864.18
136-530-006-6	30295	75	1	7/3/07	15,682	3,575	3	\$2,952.00	\$2,559.70	\$2,694.42
136-530-007-7	30295	76	1	1/30/08	15,246	3,287	4	\$2,855.00	\$2,475.58	\$2,605.88
136-530-008-8	30295	77	1	1/22/08	15,682	3,575	3	\$2,952.00	\$2,559.70	\$2,694.42
136-530-009-9	30295	78	1	1/30/08	15,246	3,287	4	\$2,855.00	\$2,475.58	\$2,605.88
136-530-010-9	30295	79	1	1/30/08	15,682	3,575	3	\$2,952.00	\$2,559.70	\$2,694.42

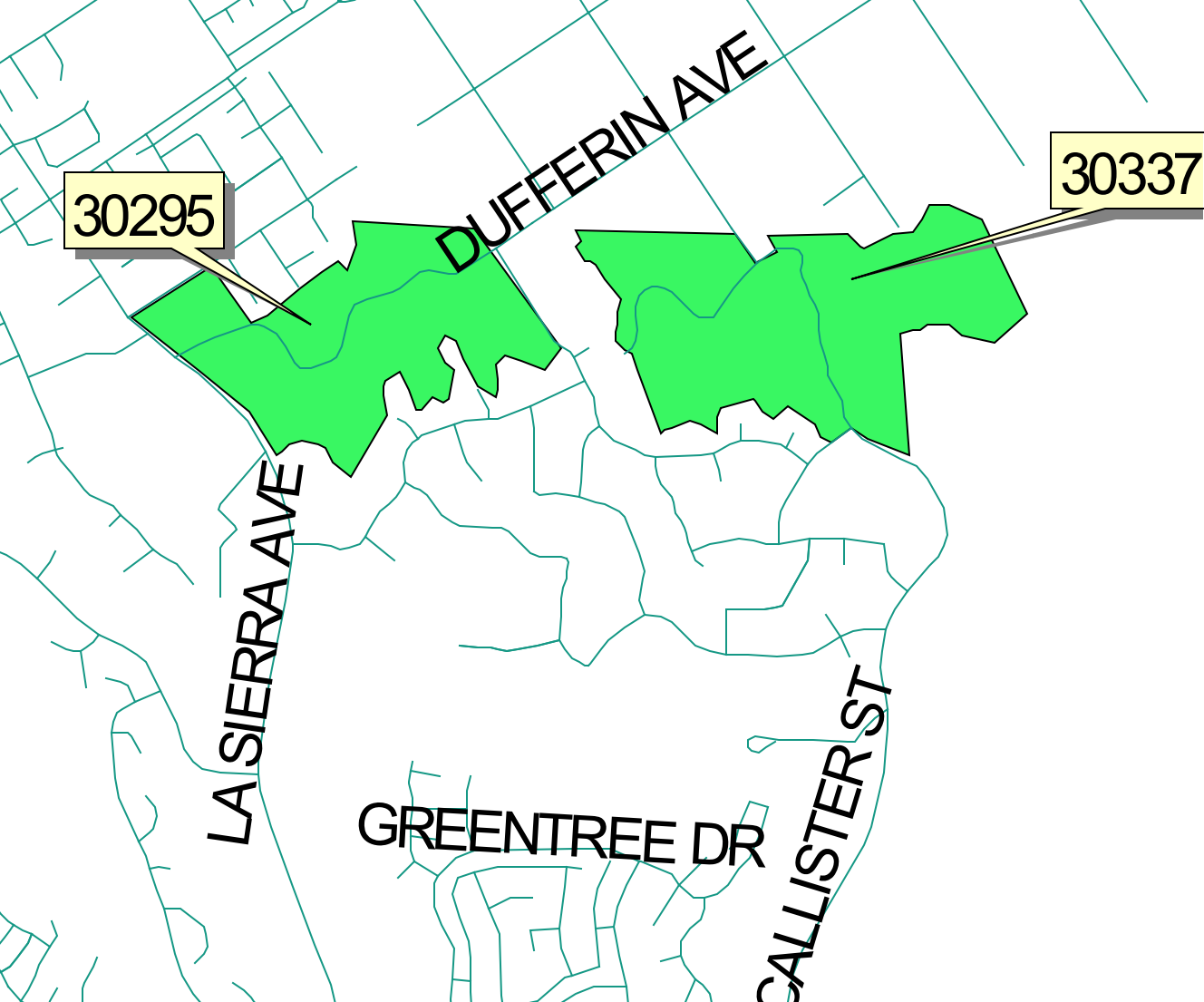
**Community Facilities District No. 13, Improvement Area No. 1
Riverside Unified School District**

Fiscal Year 2011-2012 Special Tax Levy


<u>Assessor's Parcel Number</u>	<u>Tract</u>	<u>Lot</u>	<u>Number of Units</u>	<u>Permit Date</u>	<u>Taxable Lot Sq. Ft.</u>	<u>Building Sq. Ft.</u>	<u>Tax Class</u>	<u>FY 2011-12 Expected Maximum Special Tax</u>	<u>FY 2011-12 Special Tax Levy</u>	<u>FY 2010-11 Special Tax Levy</u>
136-530-011-0	30295	80	1	7/3/07	23,958	3,740	2	\$3,041.00	\$2,636.86	\$2,775.64
136-530-012-1	30295	81	1	7/3/07	25,700	4,132	1	\$3,138.00	\$2,720.98	\$2,864.18
136-530-013-2	30295	82	1	7/3/07	23,522	3,740	2	\$3,041.00	\$2,636.86	\$2,775.64
136-530-014-3	30295	83	1	7/3/07	22,651	3,740	2	\$3,041.00	\$2,636.86	\$2,775.64
136-530-015-4	30295	84	1	7/3/07	15,682	3,575	3	\$2,952.00	\$2,559.70	\$2,694.42
136-530-016-5	30295	85	1	7/3/07	34,412	4,132	1	\$3,138.00	\$2,720.98	\$2,864.18
136-530-017-6	30295	86	1	4/26/07	16,988	3,794	2	\$3,041.00	\$2,636.86	\$2,775.64
136-530-018-7	30295	87	1	4/26/07	23,522	3,575	3	\$2,952.00	\$2,559.70	\$2,694.42
136-530-019-8	30295	88	1	4/18/06	20,909	4,132	1	\$3,138.00	\$2,720.98	\$2,864.18
136-530-020-8	30295	89	1	4/18/06	17,860	3,740	2	\$3,041.00	\$2,636.86	\$2,775.64
136-530-021-9	30295	90	1	4/18/06	33,106	4,132	1	\$3,138.00	\$2,720.98	\$2,864.18
136-530-022-0	30295	96	1	4/6/06	16,988	4,132	1	\$3,138.00	\$2,720.98	\$2,864.18
136-530-023-1	30295	97	1	4/6/06	34,412	4,132	1	\$3,138.00	\$2,720.98	\$2,864.18
136-530-024-2	30295	98	1	4/6/06	15,246	3,575	3	\$2,952.00	\$2,559.70	\$2,694.42
136-530-025-3	30295	99	1	4/6/06	20,038	3,575	3	\$2,952.00	\$2,559.70	\$2,694.42
136-530-026-4	30295	100	1	4/6/06	19,166	3,740	2	\$3,041.00	\$2,636.86	\$2,775.64
136-530-027-5	30295	101	1	4/6/06	17,860	4,132	1	\$3,138.00	\$2,720.98	\$2,864.18
136-530-028-6	30295	102	1	4/6/06	17,424	3,575	3	\$2,952.00	\$2,559.70	\$2,694.42
136-530-029-7	30295	103	1	4/6/06	14,810	4,132	1	\$3,138.00	\$2,720.98	\$2,864.18
136-530-030-7	30295	104	1	4/6/06	14,810	3,575	3	\$2,952.00	\$2,559.70	\$2,694.42
136-530-031-8	30295	105	1	4/6/06	21,780	3,575	3	\$2,952.00	\$2,559.70	\$2,694.42
136-530-032-9	30295	106	1	4/6/06	16,117	3,287	4	\$2,855.00	\$2,475.58	\$2,605.88
Totals:			208		3,764,891	813,311		\$632,635.00	\$548,561.32	\$577,432.10

J:\CLIENTS\RUSD\ADMIN\2011_2012\CFD13\IA1\Database\cfd13ia1 tax roll.rpt
6/6/2011

CFD 13 Location Map



-  Elementary Schools
-  Streets.shp
-  Cfd 13.shp



RESOLUTION NO. 2010/11-64

RESOLUTION OF THE BOARD OF EDUCATION OF RIVERSIDE UNIFIED SCHOOL DISTRICT LEVYING SPECIAL TAXES TO BE COLLECTED DURING FISCAL YEAR 2011-12 FOR THE PAYMENT OF THE PRINCIPAL OF AND INTEREST ON AND ADMINISTRATIVE EXPENSES WITH RESPECT TO THE BONDS OF COMMUNITY FACILITIES DISTRICT NO. 14 OF RIVERSIDE UNIFIED SCHOOL DISTRICT

WHEREAS, it is necessary that the Board of Education of Riverside Unified School District (the "Board of Education") levy special taxes pursuant to Sections 53340 and 53358 of the Government Code for the payment of the principal of and interest on the outstanding bonds of Community Facilities District No. 14 of Riverside Unified School District, County of Riverside, State of California (the "District"), and for the payment of administrative expenses incurred in connection with the levy and collection of said special taxes and the payment of such principal and interest; and

WHEREAS, pursuant to Section 53340 of the Government Code, the Board of Education may by resolution provide for the levy of special taxes on parcels of taxable property in the District at a rate provided by ordinance or at a lower rate; and

WHEREAS, the Board of Education has previously levied special taxes on parcels of taxable property in the District by ordinance, and the rates of the special taxes that will be levied on such parcels for fiscal year 2011-12 will not exceed the rates of the special taxes that have previously been levied by ordinance;

NOW, THEREFORE, BE IT RESOLVED, DETERMINED AND ORDERED BY THE BOARD OF EDUCATION OF RIVERSIDE UNIFIED SCHOOL DISTRICT DOES ORDAIN AS FOLLOWS:

Section 1. Levy of Special Taxes. Special taxes shall be and are hereby levied for the 2011-12 fiscal year on all parcels of real property within the District which are subject to taxation, which are identified in Exhibit "A" attached hereto, and in the amount set forth for each such parcel in said Exhibit "A." Pursuant to Sections 53340 and 53358 of the Government Code, such special taxes shall be collected in the same manner as ordinary ad valorem property taxes are collected and shall be subject to the same penalties and the same procedure, sale, and lien priority in case of delinquency as is provided for ad valorem taxes.

Section 2. Transmittal to County. The Clerk of the Board of Education shall immediately following adoption of this resolution transmit a copy hereof to the Board of Supervisors and the County Auditor of the County of Riverside together with a request that the special taxes as levied hereby be collected on the tax bills for the parcels identified in Exhibit "A" hereto, along with the ordinary ad valorem property taxes to be levied on and collected from the owners of said parcels.

PASSED AND ADOPTED by the Board of Education of Riverside Unified School District at a regular meeting held on the 20th day of June, 2011, by the following vote:

AYES:

NOES:

ABSENT:

ABSTAINED:

Clerk of the Board of Education
of Riverside Unified School District

STATE OF CALIFORNIA)
) ss.
COUNTY OF RIVERSIDE)

I, Gayle Cloud, Clerk of the Board of Education of Riverside Unified School District, do hereby certify that the above and foregoing is a full, true and correct copy of Resolution No. 2010/11-64 of the Board of Education of Riverside Unified School District, and that the same has not been amended or repealed.

Dated: _____, 2011

Clerk of the Board of Education
of Riverside Unified School District

Exhibit "A" for Resolution 64

Community Facilities District No. 14
Riverside Unified School District

Fiscal Year 2011-2012 Special Tax Levy

<u>Assessor's Parcel Number</u>	<u>Tract</u>	<u>Lot</u>	<u>Number of Units</u>	<u>Permit Date</u>	<u>Taxable Lot Sq. Ft.</u>	<u>Building Sq. Ft.</u>	<u>Tax Class</u>	<u>FY 2011-12 Expected Maximum Special Tax</u>	<u>FY 2011-12 Special Tax Levy</u>	<u>FY 2010-11 Special Tax Levy</u>
206-230-014-8	31512	1	1	3/24/05	3,920	2,707	1	\$2,104.00	\$1,682.60	\$1,869.56
206-230-015-9	31512	2	1	3/24/05	3,920	1,876	3	\$1,769.00	\$1,414.70	\$1,571.90
206-230-016-0	31512	3	1	3/24/05	3,920	2,707	1	\$2,104.00	\$1,682.60	\$1,869.56
206-230-017-1	31512	4	1	3/24/05	3,920	1,876	3	\$1,769.00	\$1,414.70	\$1,571.90
206-230-018-2	31512	5	1	3/24/05	3,920	1,876	3	\$1,769.00	\$1,414.70	\$1,571.90
206-230-019-3	31512	6	1	3/24/05	3,920	2,707	1	\$2,104.00	\$1,682.60	\$1,869.56
206-230-020-3	31512	7	1	3/24/05	3,920	1,876	3	\$1,769.00	\$1,414.70	\$1,571.90
206-230-021-4	31512	8	1	3/24/05	3,920	2,707	1	\$2,104.00	\$1,682.60	\$1,869.56
206-230-022-5	31512	9	1	3/24/05	3,920	1,876	3	\$1,769.00	\$1,414.70	\$1,571.90
206-230-023-6	31512	10	1	3/24/05	3,485	2,707	1	\$2,104.00	\$1,682.60	\$1,869.56
206-230-024-7	31512	11	1	3/24/05	3,485	1,876	3	\$1,769.00	\$1,414.70	\$1,571.90
206-230-025-8	31512	12	1	3/24/05	3,920	2,707	1	\$2,104.00	\$1,682.60	\$1,869.56
206-230-026-9	31512	13	1	3/24/05	5,227	1,876	3	\$1,769.00	\$1,414.70	\$1,571.90
206-230-027-0	31512	14	1	3/24/05	3,049	1,876	3	\$1,769.00	\$1,414.70	\$1,571.90
206-230-028-1	31512	15	1	3/24/05	3,485	2,707	1	\$2,104.00	\$1,682.60	\$1,869.56
206-230-029-2	31512	16	1	3/24/05	3,485	1,876	3	\$1,769.00	\$1,414.70	\$1,571.90
206-230-030-2	31512	17	1	3/24/05	3,920	2,707	1	\$2,104.00	\$1,682.60	\$1,869.56
206-230-031-3	31512	18	1	3/24/05	2,614	1,586	2	\$1,546.00	\$1,236.36	\$1,373.74
206-230-032-4	31512	19	1	3/24/05	2,614	1,408	3	\$1,494.00	\$1,194.78	\$1,327.54
206-230-033-5	31512	20	1	3/24/05	3,049	1,641	2	\$1,546.00	\$1,236.36	\$1,373.74
206-230-034-6	31512	21	1	3/24/05	2,178	1,419	3	\$1,494.00	\$1,194.78	\$1,327.54
206-230-035-7	31512	22	1	3/24/05	2,178	1,641	2	\$1,546.00	\$1,236.36	\$1,373.74
206-230-036-8	31512	23	1	3/24/05	2,178	1,641	2	\$1,546.00	\$1,236.36	\$1,373.74
206-230-037-9	31512	24	1	3/24/05	2,614	1,641	2	\$1,546.00	\$1,236.36	\$1,373.74
206-230-038-0	31512	25	1	3/24/05	2,178	1,586	2	\$1,546.00	\$1,236.36	\$1,373.74
206-230-039-1	31512	26	1	3/24/05	2,178	1,761	1	\$1,632.00	\$1,305.14	\$1,450.16
206-230-040-1	31512	27	1	3/24/05	2,178	1,408	3	\$1,494.00	\$1,194.78	\$1,327.54
206-230-041-2	31512	28	1	3/24/05	3,049	1,641	2	\$1,546.00	\$1,236.36	\$1,373.74
206-230-042-3	31512	29	1	3/24/05	2,178	1,419	3	\$1,494.00	\$1,194.78	\$1,327.54
206-230-043-4	31512	30	1	3/24/05	2,178	1,641	2	\$1,546.00	\$1,236.36	\$1,373.74
206-230-044-5	31512	31	1	3/24/05	2,178	1,641	2	\$1,546.00	\$1,236.36	\$1,373.74
206-230-045-6	31512	32	1	3/24/05	3,049	1,761	1	\$1,632.00	\$1,305.14	\$1,450.16
206-230-046-7	31512	33	1	3/24/05	2,178	1,586	2	\$1,546.00	\$1,236.36	\$1,373.74
206-230-047-8	31512	34	1	3/24/05	2,178	1,761	1	\$1,632.00	\$1,305.14	\$1,450.16
206-230-048-9	31512	35	1	3/24/05	2,178	1,408	3	\$1,494.00	\$1,194.78	\$1,327.54
206-230-049-0	31512	36	1	3/24/05	3,049	1,641	2	\$1,546.00	\$1,236.36	\$1,373.74
206-230-050-0	31512	37	1	3/24/05	2,178	1,419	3	\$1,494.00	\$1,194.78	\$1,327.54
206-230-051-1	31512	38	1	3/24/05	2,178	1,641	2	\$1,546.00	\$1,236.36	\$1,373.74

**Community Facilities District No. 14
Riverside Unified School District**

Fiscal Year 2011-2012 Special Tax Levy

<u>Assessor's Parcel Number</u>	<u>Tract</u>	<u>Lot</u>	<u>Number of Units</u>	<u>Permit Date</u>	<u>Taxable Lot Sq. Ft.</u>	<u>Building Sq. Ft.</u>	<u>Tax Class</u>	<u>FY 2011-12 Expected Maximum Special Tax</u>	<u>FY 2011-12 Special Tax Levy</u>	<u>FY 2010-11 Special Tax Levy</u>
206-230-052-2	31512	39	1	3/24/05	2,178	1,641	2	\$1,546.00	\$1,236.36	\$1,373.74
206-230-053-3	31512	40	1	3/24/05	3,049	1,761	1	\$1,632.00	\$1,305.14	\$1,450.16
206-230-054-4	31512	41	1	3/24/05	2,178	1,586	2	\$1,546.00	\$1,236.36	\$1,373.74
206-230-055-5	31512	42	1	3/24/05	2,178	1,761	1	\$1,632.00	\$1,305.14	\$1,450.16
206-230-056-6	31512	43	1	3/24/05	2,178	1,408	3	\$1,494.00	\$1,194.78	\$1,327.54
206-230-057-7	31512	44	1	3/24/05	2,614	1,641	2	\$1,546.00	\$1,236.36	\$1,373.74
206-230-058-8	31512	45	0		0	0	EX	\$0.00	\$0.00	\$0.00
206-230-059-9	31512	H	1		0	0	EX	\$0.00	\$0.00	\$0.00
206-230-060-9	31512	I	1		0	0	EX	\$0.00	\$0.00	\$0.00
206-230-061-0	31512	K	1		0	0	EX	\$0.00	\$0.00	\$0.00
206-230-062-1	31512	L	1		0	0	EX	\$0.00	\$0.00	\$0.00
206-230-063-2	31512	M	1		0	0	EX	\$0.00	\$0.00	\$0.00
206-230-064-3	31512	N	1		0	0	EX	\$0.00	\$0.00	\$0.00
206-230-065-4	31512	B	1		0	0	EX	\$0.00	\$0.00	\$0.00
207-200-001-0	30922-1	1	1	7/13/05	2,178	1,673	1	\$1,632.00	\$1,305.14	\$1,450.16
207-200-002-1	30922-1	2	1	7/13/05	2,178	1,902	1	\$1,632.00	\$1,305.14	\$1,450.16
207-200-003-2	30922-1	3	1	7/13/05	2,178	1,391	3	\$1,494.00	\$1,194.78	\$1,327.54
207-200-004-3	30922-1	4	1	7/13/05	2,178	1,656	1	\$1,632.00	\$1,305.14	\$1,450.16
207-200-005-4	30922-1	5	1	7/13/05	2,178	1,656	1	\$1,632.00	\$1,305.14	\$1,450.16
207-200-006-5	30922-1	6	1	7/13/05	2,178	1,391	3	\$1,494.00	\$1,194.78	\$1,327.54
207-200-007-6	30922-1	7	1	7/13/05	2,178	1,902	1	\$1,632.00	\$1,305.14	\$1,450.16
207-200-008-7	30922-1	8	1	7/13/05	2,178	1,673	1	\$1,632.00	\$1,305.14	\$1,450.16
207-200-009-8	30922-1	9	1	1/3/06	2,178	1,391	3	\$1,494.00	\$1,194.78	\$1,327.54
207-200-010-8	30922-1	10	1	1/3/06	2,178	1,656	1	\$1,632.00	\$1,305.14	\$1,450.16
207-200-011-9	30922-1	11	1	1/3/06	2,178	1,902	1	\$1,632.00	\$1,305.14	\$1,450.16
207-200-012-0	30922-1	12	1	1/3/06	2,178	1,391	3	\$1,494.00	\$1,194.78	\$1,327.54
207-200-013-1	30922-1	13	1	7/13/05	2,178	1,656	1	\$1,632.00	\$1,305.14	\$1,450.16
207-200-014-2	30922-1	14	1	7/13/05	2,178	1,902	1	\$1,632.00	\$1,305.14	\$1,450.16
207-200-015-3	30922-1	15	1	7/13/05	2,178	1,391	3	\$1,494.00	\$1,194.78	\$1,327.54
207-200-016-4	30922-1	16	1	6/14/07	2,178	1,673	1	\$1,632.00	\$1,305.14	\$1,450.16
207-200-017-5	30922-1	17	0		0	0	EX	\$0.00	\$0.00	\$0.00
207-200-018-6	30922-1	18	1	7/13/05	2,178	1,673	1	\$1,632.00	\$1,305.14	\$1,450.16
207-200-019-7	30922-1	19	1	7/13/05	2,178	1,673	1	\$1,632.00	\$1,305.14	\$1,450.16
207-200-020-7	30922-1	20	1	7/13/05	2,178	1,902	1	\$1,632.00	\$1,305.14	\$1,450.16
207-200-021-8	30922-1	21	1	7/13/05	2,178	1,656	1	\$1,632.00	\$1,305.14	\$1,450.16
207-200-022-9	30922-1	22	1	7/13/05	2,614	1,391	3	\$1,494.00	\$1,194.78	\$1,327.54
207-200-023-0	30922-1	23	1	7/13/05	3,485	1,902	1	\$1,632.00	\$1,305.14	\$1,450.16
207-200-024-1	30922-1	24	1	7/13/05	2,178	1,656	1	\$1,632.00	\$1,305.14	\$1,450.16

**Community Facilities District No. 14
Riverside Unified School District**

Fiscal Year 2011-2012 Special Tax Levy

<u>Assessor's Parcel Number</u>	<u>Tract</u>	<u>Lot</u>	<u>Number of Units</u>	<u>Permit Date</u>	<u>Taxable Lot Sq. Ft.</u>	<u>Building Sq. Ft.</u>	<u>Tax Class</u>	<u>FY 2011-12 Expected Maximum Special Tax</u>	<u>FY 2011-12 Special Tax Levy</u>	<u>FY 2010-11 Special Tax Levy</u>
207-200-025-2	30922-1	25	1	7/13/05	2,614	1,391	3	\$1,494.00	\$1,194.78	\$1,327.54
207-200-026-3	30922-1	26	1	7/13/05	2,178	1,391	3	\$1,494.00	\$1,194.78	\$1,327.54
207-200-027-4	30922-1	27	1	7/13/05	2,178	1,391	3	\$1,494.00	\$1,194.78	\$1,327.54
207-200-028-5	30922-1	28	1	7/13/05	2,178	1,673	1	\$1,632.00	\$1,305.14	\$1,450.16
207-200-029-6	30922-1	29	1	7/13/05	2,178	1,902	1	\$1,632.00	\$1,305.14	\$1,450.16
207-200-030-6	30922-1	30	1	7/13/05	3,049	1,391	3	\$1,494.00	\$1,194.78	\$1,327.54
207-200-031-7	30922-1	31	1	7/13/05	3,049	1,391	3	\$1,494.00	\$1,194.78	\$1,327.54
207-200-032-8	30922-1	32	1	7/13/05	3,049	1,673	1	\$1,632.00	\$1,305.14	\$1,450.16
207-200-033-9	30922-1	33	1	7/13/05	2,178	1,673	1	\$1,632.00	\$1,305.14	\$1,450.16
207-200-034-0	30922-1	34	1	7/13/05	2,178	1,391	3	\$1,494.00	\$1,194.78	\$1,327.54
207-200-040-5	30922-2	1	1	7/13/05	2,178	1,673	1	\$1,632.00	\$1,305.14	\$1,450.16
207-200-041-6	30922-2	2	1	7/13/05	2,178	1,902	1	\$1,632.00	\$1,305.14	\$1,450.16
207-200-042-7	30922-2	3	1	7/13/05	2,178	1,391	3	\$1,494.00	\$1,194.78	\$1,327.54
207-200-043-8	30922-2	4	1	7/13/05	2,614	1,656	1	\$1,632.00	\$1,305.14	\$1,450.16
207-200-044-9	30922-2	5	1	7/13/05	2,614	1,656	1	\$1,632.00	\$1,305.14	\$1,450.16
207-200-045-0	30922-2	6	1	7/13/05	2,178	1,391	3	\$1,494.00	\$1,194.78	\$1,327.54
207-200-046-1	30922-2	7	1	4/4/05	2,178	1,902	1	\$1,632.00	\$1,305.14	\$1,450.16
207-200-047-2	30922-2	8	1	4/4/05	2,178	1,673	1	\$1,632.00	\$1,305.14	\$1,450.16
207-200-048-3	30922-2	9	1	4/4/05	2,178	1,673	1	\$1,632.00	\$1,305.14	\$1,450.16
207-200-049-4	30922-2	10	1	4/4/05	2,178	1,656	1	\$1,632.00	\$1,305.14	\$1,450.16
207-200-050-4	30922-2	11	1	4/4/05	2,178	1,391	3	\$1,494.00	\$1,194.78	\$1,327.54
207-200-051-5	30922-2	12	1	4/4/05	2,178	1,391	3	\$1,494.00	\$1,194.78	\$1,327.54
207-200-052-6	30922-2	13	1	4/4/05	2,178	1,391	3	\$1,494.00	\$1,194.78	\$1,327.54
207-200-053-7	30922-2	14	1	4/4/05	2,178	1,656	1	\$1,632.00	\$1,305.14	\$1,450.16
207-200-054-8	30922-2	15	1	4/4/05	2,178	1,902	1	\$1,632.00	\$1,305.14	\$1,450.16
207-200-055-9	30922-2	16	1	4/4/05	2,614	1,391	3	\$1,494.00	\$1,194.78	\$1,327.54
207-200-056-0	30922-2	17	1	4/4/05	2,614	1,391	3	\$1,494.00	\$1,194.78	\$1,327.54
207-200-057-1	30922-2	18	1	4/4/05	2,178	1,902	1	\$1,632.00	\$1,305.14	\$1,450.16
207-200-058-2	30922-2	19	1	4/4/05	2,178	1,656	1	\$1,632.00	\$1,305.14	\$1,450.16
207-200-059-3	30922-2	20	1	4/4/05	2,178	1,391	3	\$1,494.00	\$1,194.78	\$1,327.54
207-200-060-3	30922-2	21	1	4/4/05	2,178	1,673	1	\$1,632.00	\$1,305.14	\$1,450.16
207-200-061-4	30922-2	22	1	4/4/05	2,178	1,902	1	\$1,632.00	\$1,305.14	\$1,450.16
207-200-062-5	30922-2	23	1	4/4/05	2,178	1,391	3	\$1,494.00	\$1,194.78	\$1,327.54
207-200-063-6	30922-2	24	1	4/4/05	2,614	1,656	1	\$1,632.00	\$1,305.14	\$1,450.16
207-200-064-7	30922-2	25	1	4/4/05	2,614	1,656	1	\$1,632.00	\$1,305.14	\$1,450.16
207-200-065-8	30922-2	26	1	4/4/05	2,178	1,391	3	\$1,494.00	\$1,194.78	\$1,327.54
207-200-066-9	30922-2	27	1	4/4/05	2,178	1,902	1	\$1,632.00	\$1,305.14	\$1,450.16
207-200-067-0	30922-2	28	1	4/4/05	2,178	1,673	1	\$1,632.00	\$1,305.14	\$1,450.16

**Community Facilities District No. 14
Riverside Unified School District**

Fiscal Year 2011-2012 Special Tax Levy

<u>Assessor's Parcel Number</u>	<u>Tract</u>	<u>Lot</u>	<u>Number of Units</u>	<u>Permit Date</u>	<u>Taxable Lot Sq. Ft.</u>	<u>Building Sq. Ft.</u>	<u>Tax Class</u>	<u>FY 2011-12 Expected Maximum Special Tax</u>	<u>FY 2011-12 Special Tax Levy</u>	<u>FY 2010-11 Special Tax Levy</u>
207-210-001-1	30922-3	1	1	8/16/05	3,485	2,029	3	\$1,769.00	\$1,414.70	\$1,571.90
207-210-002-2	30922-3	2	1	8/16/05	3,485	2,507	2	\$2,070.00	\$1,655.42	\$1,839.36
207-210-003-3	30922-3	3	1	8/16/05	3,485	2,719	1	\$2,104.00	\$1,682.60	\$1,869.56
207-210-004-4	30922-3	18	1	8/16/05	3,485	2,719	1	\$2,104.00	\$1,682.60	\$1,869.56
207-210-005-5	30922-3	19	1	8/16/05	3,485	2,507	2	\$2,070.00	\$1,655.42	\$1,839.36
207-210-006-6	30922-3	20	1	8/16/05	3,485	2,029	3	\$1,769.00	\$1,414.70	\$1,571.90
207-210-007-7	30922-3	21	1	8/16/05	3,485	2,719	1	\$2,104.00	\$1,682.60	\$1,869.56
207-210-008-8	30922-3	POR LO	0		0	0	EX	\$0.00	\$0.00	\$0.00
207-210-009-9	30922-3	23	1	8/16/05	3,485	2,029	3	\$1,769.00	\$1,414.70	\$1,571.90
207-210-010-9	30922-3	24	1	8/16/05	3,485	2,719	1	\$2,104.00	\$1,682.60	\$1,869.56
207-210-011-0	30922-3	25	1	8/16/05	3,485	2,507	2	\$2,070.00	\$1,655.42	\$1,839.36
207-210-012-1	30922-3	26	1	8/16/05	3,485	2,029	3	\$1,769.00	\$1,414.70	\$1,571.90
207-210-013-2	30922-3	27	1	8/16/05	3,485	2,719	1	\$2,104.00	\$1,682.60	\$1,869.56
207-210-014-3	30922-3	28	1	8/16/05	4,356	1,470	3	\$1,769.00	\$1,414.70	\$1,571.90
207-210-015-4	30922-3	29	1	8/16/05	3,920	2,029	3	\$1,769.00	\$1,414.70	\$1,571.90
207-210-016-5	30922-3	30	1	8/16/05	3,920	1,470	3	\$1,769.00	\$1,414.70	\$1,571.90
207-210-017-6	30922-3	31	1	8/16/05	3,920	2,507	2	\$2,070.00	\$1,655.42	\$1,839.36
207-210-018-7	30922-3	32	1	6/8/06	3,485	2,029	3	\$1,769.00	\$1,414.70	\$1,571.90
207-210-019-8	30922-3	33	1	6/8/06	3,920	2,029	3	\$1,769.00	\$1,414.70	\$1,571.90
207-210-020-8	30922-3	34	1	8/16/05	3,920	1,470	3	\$1,769.00	\$1,414.70	\$1,571.90
207-210-021-9	30922-3	35	1	8/16/05	3,920	2,507	2	\$2,070.00	\$1,655.42	\$1,839.36
207-210-022-0	30922-3	36	1	8/16/05	3,920	2,719	1	\$2,104.00	\$1,682.60	\$1,869.56
207-210-023-1	30922-3	I	1		0	0	EX	\$0.00	\$0.00	\$0.00
207-210-024-2	30922-3	POR LO	1		0	0	EX	\$0.00	\$0.00	\$0.00
207-210-025-3	30922-3	E	1		0	0	EX	\$0.00	\$0.00	\$0.00
207-210-026-4	30922-3	4	1	8/16/05	3,485	2,029	3	\$1,769.00	\$1,414.70	\$1,571.90
207-210-027-5	30922-3	5	1	8/16/05	3,485	2,507	2	\$2,070.00	\$1,655.42	\$1,839.36
207-210-028-6	30922-3	6	1	8/16/05	3,485	2,719	1	\$2,104.00	\$1,682.60	\$1,869.56
207-210-029-7	30922-3	7	1	8/16/05	3,485	2,029	3	\$1,769.00	\$1,414.70	\$1,571.90
207-210-030-7	30922-3	8	1	8/16/05	3,485	2,719	1	\$2,104.00	\$1,682.60	\$1,869.56
207-210-031-8	30922-3	9	1	8/16/05	3,485	2,029	3	\$1,769.00	\$1,414.70	\$1,571.90
207-210-032-9	30922-3	10	1	8/16/05	3,920	2,029	3	\$1,769.00	\$1,414.70	\$1,571.90
207-210-033-0	30922-3	11	1	8/16/05	3,920	2,029	3	\$1,769.00	\$1,414.70	\$1,571.90
207-210-034-1	30922-3	12	1	8/16/05	3,920	2,719	1	\$2,104.00	\$1,682.60	\$1,869.56
207-210-035-2	30922-3	13	1	8/16/05	3,920	2,029	3	\$1,769.00	\$1,414.70	\$1,571.90
207-210-036-3	30922-3	14	1	8/16/05	3,485	2,029	3	\$1,769.00	\$1,414.70	\$1,571.90
207-210-037-4	30922-3	15	1	8/16/05	3,485	2,719	1	\$2,104.00	\$1,682.60	\$1,869.56
207-210-038-5	30922-3	16	1	8/16/05	3,485	2,507	2	\$2,070.00	\$1,655.42	\$1,839.36

**Community Facilities District No. 14
Riverside Unified School District**

Fiscal Year 2011-2012 Special Tax Levy

<u>Assessor's Parcel Number</u>	<u>Tract</u>	<u>Lot</u>	<u>Number of Units</u>	<u>Permit Date</u>	<u>Taxable Lot Sq. Ft.</u>	<u>Building Sq. Ft.</u>	<u>Tax Class</u>	<u>FY 2011-12 Expected Maximum Special Tax</u>	<u>FY 2011-12 Special Tax Levy</u>	<u>FY 2010-11 Special Tax Levy</u>
207-210-039-6	30922-3	17	1	8/16/05	3,485	2,029	3	\$1,769.00	\$1,414.70	\$1,571.90
207-210-040-6	30922-3	POR LO	1		0	0	EX	\$0.00	\$0.00	\$0.00
207-210-041-7	30922-3	H	1		0	0	EX	\$0.00	\$0.00	\$0.00
207-210-042-8	30922-3	C	1		0	0	EX	\$0.00	\$0.00	\$0.00
207-210-043-9	30922-3	A	1		0	0	EX	\$0.00	\$0.00	\$0.00
207-220-001-2	30922	46	1	4/20/06	3,485	2,507	2	\$2,070.00	\$1,655.42	\$1,839.36
207-220-002-3	30922	47	1	4/20/06	3,920	2,719	1	\$2,104.00	\$1,682.60	\$1,869.56
207-220-003-4	30922	48	1	4/20/06	3,485	2,029	3	\$1,769.00	\$1,414.70	\$1,571.90
207-220-004-5	30922	49	1	4/20/06	3,920	1,470	3	\$1,769.00	\$1,414.70	\$1,571.90
207-220-005-6	30922	50	1	4/20/06	3,920	2,507	2	\$2,070.00	\$1,655.42	\$1,839.36
207-220-006-7	30922	51	1	4/20/06	3,485	2,029	3	\$1,769.00	\$1,414.70	\$1,571.90
207-220-007-8	30922	52	1	4/20/06	3,920	2,719	1	\$2,104.00	\$1,682.60	\$1,869.56
207-220-008-9	30922	53	1	4/20/06	3,920	2,507	2	\$2,070.00	\$1,655.42	\$1,839.36
207-220-009-0	30922	54	1	4/20/06	6,534	2,029	3	\$1,769.00	\$1,414.70	\$1,571.90
207-220-010-0	30922	55	1	8/31/06	3,485	2,029	3	\$1,769.00	\$1,414.70	\$1,571.90
207-220-011-1	30922	56	1	8/31/06	3,920	1,470	3	\$1,769.00	\$1,414.70	\$1,571.90
207-220-012-2	30922	57	1	8/31/06	3,485	2,719	1	\$2,104.00	\$1,682.60	\$1,869.56
207-220-013-3	30922	58	1	8/31/06	3,485	2,507	2	\$2,070.00	\$1,655.42	\$1,839.36
207-220-014-4	30922	59	1	8/31/06	3,485	2,029	3	\$1,769.00	\$1,414.70	\$1,571.90
207-220-015-5	30922	60	1	8/30/06	3,920	2,719	1	\$2,104.00	\$1,682.60	\$1,869.56
207-220-016-6	30922	61	1	9/1/06	3,485	2,507	2	\$2,070.00	\$1,655.42	\$1,839.36
207-220-017-7	30922	62	1	8/31/06	3,485	2,029	3	\$1,769.00	\$1,414.70	\$1,571.90
207-220-018-8	30922	63	1	8/31/06	3,485	2,719	1	\$2,104.00	\$1,682.60	\$1,869.56
207-220-019-9	30922	70	1	8/21/06	3,485	2,029	3	\$1,769.00	\$1,414.70	\$1,571.90
207-220-020-9	30922	71	1	8/21/06	3,485	2,507	2	\$2,070.00	\$1,655.42	\$1,839.36
207-220-021-0	30922	72	1	4/20/06	3,920	1,470	3	\$1,769.00	\$1,414.70	\$1,571.90
207-220-022-1	30922	73	1	4/20/06	3,485	2,029	3	\$1,769.00	\$1,414.70	\$1,571.90
207-220-023-2	30922	74	1	4/20/06	3,485	2,507	2	\$2,070.00	\$1,655.42	\$1,839.36
207-220-024-3	30922	75	1	4/20/06	3,485	2,719	1	\$2,104.00	\$1,682.60	\$1,869.56
207-220-025-4	30922	76	1	4/20/06	3,485	2,507	2	\$2,070.00	\$1,655.42	\$1,839.36
207-220-026-5	30922	77	1	4/20/06	4,356	1,470	3	\$1,769.00	\$1,414.70	\$1,571.90
207-220-027-6	30922	78	1	4/20/06	3,485	2,507	2	\$2,070.00	\$1,655.42	\$1,839.36
207-220-028-7	30922	79	1	4/20/06	3,485	2,719	1	\$2,104.00	\$1,682.60	\$1,869.56
207-220-029-8	30922	80	1	4/20/06	3,485	2,029	3	\$1,769.00	\$1,414.70	\$1,571.90
207-220-030-8	30922	81	1	8/21/06	3,485	2,507	2	\$2,070.00	\$1,655.42	\$1,839.36
207-220-031-9	30922	82	1	8/21/06	3,485	2,719	1	\$2,104.00	\$1,682.60	\$1,869.56
207-220-032-0	30922	41	1	11/29/05	3,049	2,029	3	\$1,769.00	\$1,414.70	\$1,571.90
207-220-033-1	30922	42	1	11/29/05	3,049	2,719	1	\$2,104.00	\$1,682.60	\$1,869.56

**Community Facilities District No. 14
Riverside Unified School District**

Fiscal Year 2011-2012 Special Tax Levy

<u>Assessor's Parcel Number</u>	<u>Tract</u>	<u>Lot</u>	<u>Number of Units</u>	<u>Permit Date</u>	<u>Taxable Lot Sq. Ft.</u>	<u>Building Sq. Ft.</u>	<u>Tax Class</u>	<u>FY 2011-12 Expected Maximum Special Tax</u>	<u>FY 2011-12 Special Tax Levy</u>	<u>FY 2010-11 Special Tax Levy</u>
207-220-034-2	30922	43	1	11/29/05	3,049	2,507	2	\$2,070.00	\$1,655.42	\$1,839.36
207-220-035-3	30922	44	1	11/29/05	3,049	2,029	3	\$1,769.00	\$1,414.70	\$1,571.90
207-220-036-4	30922	45	1	11/29/05	3,049	2,507	2	\$2,070.00	\$1,655.42	\$1,839.36
207-220-037-5	30922	91	1	10/16/06	3,920	2,507	2	\$2,070.00	\$1,655.42	\$1,839.36
207-220-038-6	30922	92	1	10/17/06	3,485	2,719	1	\$2,104.00	\$1,682.60	\$1,869.56
207-220-039-7	30922	93	1	10/23/06	3,485	2,029	3	\$1,769.00	\$1,414.70	\$1,571.90
207-220-040-7	30922	94	1	10/16/06	3,485	2,507	2	\$2,070.00	\$1,655.42	\$1,839.36
207-220-041-8	30922	95	1	10/17/06	3,485	2,719	1	\$2,104.00	\$1,682.60	\$1,869.56
207-220-042-9	30922	96	1	10/16/06	3,485	2,029	3	\$1,769.00	\$1,414.70	\$1,571.90
207-220-043-0	30922	97	1	9/27/06	3,485	2,719	1	\$2,104.00	\$1,682.60	\$1,869.56
207-220-044-1	30922	98	1	9/27/06	3,485	2,507	2	\$2,070.00	\$1,655.42	\$1,839.36
207-220-045-2	30922	99	1	9/27/06	3,485	2,029	3	\$1,769.00	\$1,414.70	\$1,571.90
207-220-046-3	30922	100	1	9/27/06	3,485	2,719	1	\$2,104.00	\$1,682.60	\$1,869.56
207-220-047-4	30922	101	1	9/27/06	3,485	2,507	2	\$2,070.00	\$1,655.42	\$1,839.36
207-220-048-5	30922	102	1	9/27/06	3,485	1,656	3	\$1,769.00	\$1,414.70	\$1,571.90
207-220-049-6	30922	103	1	9/27/06	2,614	1,391	3	\$1,494.00	\$1,194.78	\$1,327.54
207-220-050-6	30922	104	1	9/27/06	2,614	1,656	1	\$1,632.00	\$1,305.14	\$1,450.16
207-220-051-7	30922	105	1	9/27/06	3,485	1,902	1	\$1,632.00	\$1,305.14	\$1,450.16
207-220-052-8	30922	106	1	9/27/06	3,049	1,656	1	\$1,632.00	\$1,305.14	\$1,450.16
207-220-053-9	30922	107	1	9/27/06	2,178	1,391	3	\$1,494.00	\$1,194.78	\$1,327.54
207-220-054-0	30922	108	1	9/27/06	2,178	1,673	1	\$1,632.00	\$1,305.14	\$1,450.16
207-220-055-1	30922	109	1	9/27/06	2,178	1,391	3	\$1,494.00	\$1,194.78	\$1,327.54
207-220-056-2	30922	110	1	9/27/06	2,178	1,656	1	\$1,632.00	\$1,305.14	\$1,450.16
207-220-057-3	30922	111	1	9/27/06	3,049	1,902	1	\$1,632.00	\$1,305.14	\$1,450.16
207-220-058-4	30922	112	1	9/27/06	3,049	1,656	1	\$1,632.00	\$1,305.14	\$1,450.16
207-220-059-5	30922	113	1	9/27/06	2,178	1,391	3	\$1,494.00	\$1,194.78	\$1,327.54
207-220-060-5	30922	114	1	9/27/06	2,178	1,673	1	\$1,632.00	\$1,305.14	\$1,450.16
207-220-061-6	30922	115	1	10/16/06	2,178	1,391	3	\$1,494.00	\$1,194.78	\$1,327.54
207-220-062-7	30922	116	1	10/16/06	2,178	1,656	1	\$1,632.00	\$1,305.14	\$1,450.16
207-220-063-8	30922	117	1	10/16/06	3,049	1,902	1	\$1,632.00	\$1,305.14	\$1,450.16
207-220-064-9	30922	118	1	10/18/06	3,049	1,656	1	\$1,632.00	\$1,305.14	\$1,450.16
207-220-065-0	30922	119	1	10/18/06	2,178	1,391	3	\$1,494.00	\$1,194.78	\$1,327.54
207-220-066-1	30922	120	1	10/18/06	2,178	2,000	1	\$1,632.00	\$1,305.14	\$1,450.16
207-220-067-2	30922	121	1	10/20/06	2,178	1,391	3	\$1,494.00	\$1,194.78	\$1,327.54
207-220-068-3	30922	122	1	10/20/06	2,178	1,656	1	\$1,632.00	\$1,305.14	\$1,450.16
207-220-069-4	30922	123	1	10/20/06	3,049	1,902	1	\$1,632.00	\$1,305.14	\$1,450.16
207-220-070-4	30922	124	1	10/20/06	3,049	1,656	1	\$1,632.00	\$1,305.14	\$1,450.16
207-220-071-5	30922	125	1	10/20/06	3,049	1,391	3	\$1,494.00	\$1,194.78	\$1,327.54

**Community Facilities District No. 14
Riverside Unified School District**

Fiscal Year 2011-2012 Special Tax Levy

<u>Assessor's Parcel Number</u>	<u>Tract</u>	<u>Lot</u>	<u>Number of Units</u>	<u>Permit Date</u>	<u>Taxable Lot Sq. Ft.</u>	<u>Building Sq. Ft.</u>	<u>Tax Class</u>	<u>FY 2011-12 Expected Maximum Special Tax</u>	<u>FY 2011-12 Special Tax Levy</u>	<u>FY 2010-11 Special Tax Levy</u>
207-220-072-6	30922	126	1	10/20/06	2,178	1,673	1	\$1,632.00	\$1,305.14	\$1,450.16
207-220-073-7	30922	127	1	11/6/06	2,178	1,393	3	\$1,494.00	\$1,194.78	\$1,327.54
207-220-074-8	30922	128	1	11/6/06	2,178	1,656	1	\$1,632.00	\$1,305.14	\$1,450.16
207-220-075-9	30922	129	1	11/6/06	2,614	1,902	1	\$1,632.00	\$1,305.14	\$1,450.16
207-220-076-0	30922	130	1	11/6/06	2,614	1,656	1	\$1,632.00	\$1,305.14	\$1,450.16
207-220-077-1	30922	131	1	11/6/06	2,178	1,391	3	\$1,494.00	\$1,194.78	\$1,327.54
207-220-078-2	30922	132	1	11/6/06	2,178	1,404	3	\$1,494.00	\$1,194.78	\$1,327.54
207-220-079-3	30922	133	1	11/6/06	2,178	1,391	3	\$1,494.00	\$1,194.78	\$1,327.54
207-220-080-3	30922	134	1	11/6/06	2,178	1,656	1	\$1,632.00	\$1,305.14	\$1,450.16
207-220-081-4	30922	135	1	11/6/06	2,614	1,902	1	\$1,632.00	\$1,305.14	\$1,450.16
207-220-082-5	30922	Z	1		0	0	EX	\$0.00	\$0.00	\$0.00
207-220-083-6	30922	AA	1		0	0	EX	\$0.00	\$0.00	\$0.00
207-220-084-7	30922	BB	1		0	0	EX	\$0.00	\$0.00	\$0.00
207-220-085-8	30922	CC	1		0	0	EX	\$0.00	\$0.00	\$0.00
207-230-001-3	30922	1	1	4/20/06	3,485	2,507	2	\$2,070.00	\$1,655.42	\$1,839.36
207-230-002-4	30922	2	1	4/20/06	3,485	2,719	1	\$2,104.00	\$1,682.60	\$1,869.56
207-230-003-5	30922	3	1	4/20/06	3,485	2,029	3	\$1,769.00	\$1,414.70	\$1,571.90
207-230-004-6	30922	4	1	4/20/06	3,485	2,507	2	\$2,070.00	\$1,655.42	\$1,839.36
207-230-005-7	30922	5	1	4/20/06	3,485	2,719	1	\$2,104.00	\$1,682.60	\$1,869.56
207-230-006-8	30922	6	1	4/20/06	3,485	2,029	3	\$1,769.00	\$1,414.70	\$1,571.90
207-230-007-9	30922	7	1	4/20/06	3,485	2,719	1	\$2,104.00	\$1,682.60	\$1,869.56
207-230-008-0	30922	8	1	4/20/06	3,485	2,507	2	\$2,070.00	\$1,655.42	\$1,839.36
207-230-009-1	30922	9	1	11/2/06	3,485	2,029	3	\$1,769.00	\$1,414.70	\$1,571.90
207-230-010-1	30922	10	1	11/2/06	3,485	2,719	1	\$2,104.00	\$1,682.60	\$1,869.56
207-230-011-2	30922	11	1	11/2/06	3,485	2,507	2	\$2,070.00	\$1,655.42	\$1,839.36
207-230-012-3	30922	12	1	11/2/06	3,485	2,029	3	\$1,769.00	\$1,414.70	\$1,571.90
207-230-013-4	30922	13	1	11/9/06	3,485	2,507	2	\$2,070.00	\$1,655.42	\$1,839.36
207-230-014-5	30922	14	1	11/9/06	3,485	2,719	1	\$2,104.00	\$1,682.60	\$1,869.56
207-230-015-6	30922	15	1	11/9/06	3,485	2,029	3	\$1,769.00	\$1,414.70	\$1,571.90
207-230-016-7	30922	16	1	11/9/06	3,485	2,507	2	\$2,070.00	\$1,655.42	\$1,839.36
207-230-017-8	30922	17	1	11/15/06	3,485	2,719	1	\$2,104.00	\$1,682.60	\$1,869.56
207-230-018-9	30922	18	1	11/15/06	3,485	2,029	3	\$1,769.00	\$1,414.70	\$1,571.90
207-230-019-0	30922	28	1	11/2/06	3,485	2,029	3	\$1,769.00	\$1,414.70	\$1,571.90
207-230-020-0	30922	29	1	11/7/06	3,485	2,506	2	\$2,070.00	\$1,655.42	\$1,839.36
207-230-021-1	30922	30	1	11/2/06	3,485	1,470	3	\$1,769.00	\$1,414.70	\$1,571.90
207-230-022-2	30922	31	1	4/20/06	3,485	2,029	3	\$1,769.00	\$1,414.70	\$1,571.90
207-230-023-3	30922	32	1	4/20/06	3,485	2,507	2	\$2,070.00	\$1,655.42	\$1,839.36
207-230-024-4	30922	33	1	4/20/06	3,485	2,719	1	\$2,104.00	\$1,682.60	\$1,869.56

**Community Facilities District No. 14
Riverside Unified School District**

Fiscal Year 2011-2012 Special Tax Levy

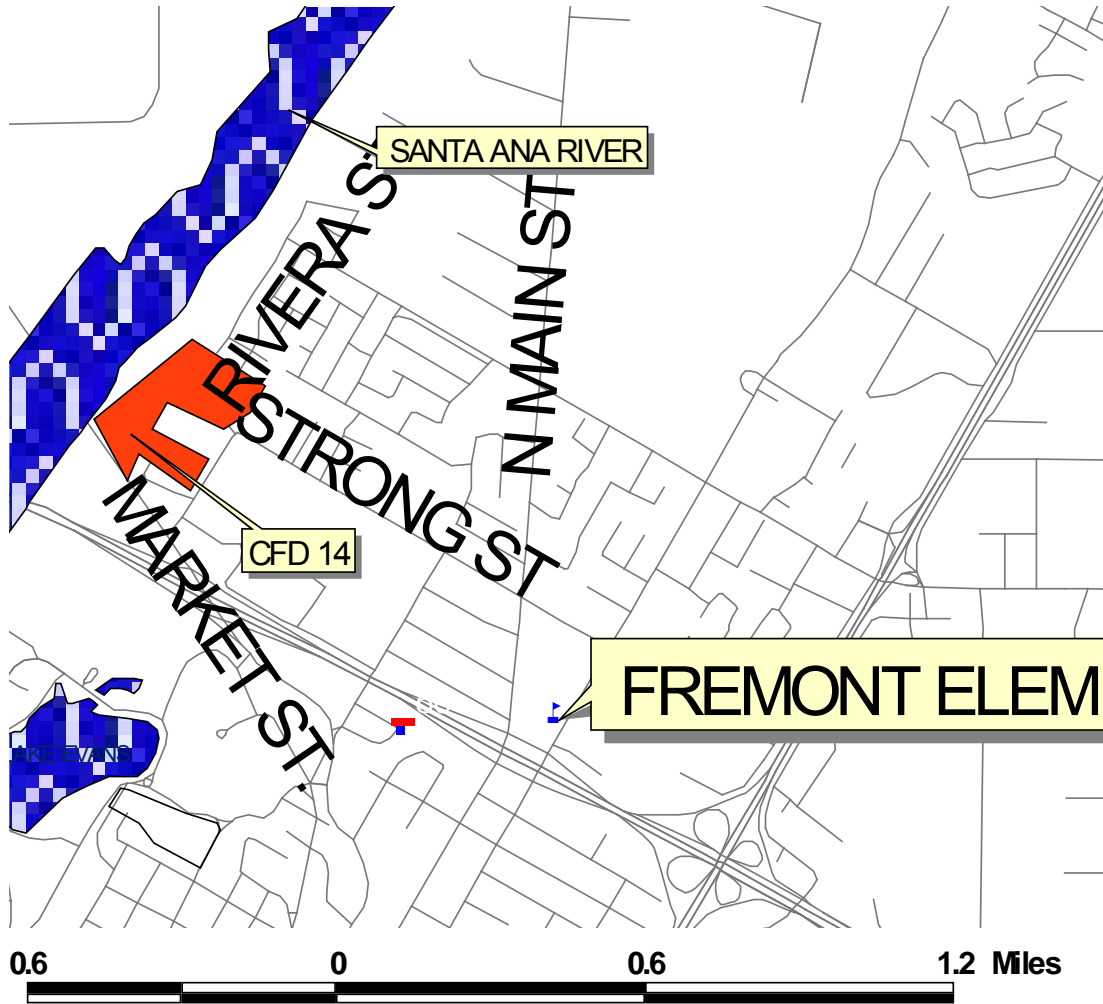
<u>Assessor's Parcel Number</u>	<u>Tract</u>	<u>Lot</u>	<u>Number of Units</u>	<u>Permit Date</u>	<u>Taxable Lot Sq. Ft.</u>	<u>Building Sq. Ft.</u>	<u>Tax Class</u>	<u>FY 2011-12 Expected Maximum Special Tax</u>	<u>FY 2011-12 Special Tax Levy</u>	<u>FY 2010-11 Special Tax Levy</u>
207-230-025-5	30922	34	1	4/20/06	3,485	2,029	3	\$1,769.00	\$1,414.70	\$1,571.90
207-230-026-6	30922	35	1	4/20/06	3,485	2,507	2	\$2,070.00	\$1,655.42	\$1,839.36
207-230-027-7	30922	36	1	4/20/06	3,485	2,719	1	\$2,104.00	\$1,682.60	\$1,869.56
207-230-028-8	30922	37	1	4/20/06	3,485	2,029	3	\$1,769.00	\$1,414.70	\$1,571.90
207-230-029-9	30922	38	1	4/20/06	3,485	2,507	2	\$2,070.00	\$1,655.42	\$1,839.36
207-230-030-9	30922	19	1	11/15/06	3,485	2,507	2	\$2,070.00	\$1,655.42	\$1,839.36
207-230-031-0	30922	20	1	11/15/06	3,485	2,719	1	\$2,104.00	\$1,682.60	\$1,869.56
207-230-032-1	30922	21	1	11/15/06	3,485	2,029	3	\$1,769.00	\$1,414.70	\$1,571.90
207-230-033-2	30922	22	1	11/15/06	3,920	1,470	3	\$1,769.00	\$1,414.70	\$1,571.90
207-230-034-3	30922	23	1	11/9/06	3,485	2,507	2	\$2,070.00	\$1,655.42	\$1,839.36
207-230-035-4	30922	24	1	11/9/06	3,485	2,719	1	\$2,104.00	\$1,682.60	\$1,869.56
207-230-036-5	30922	25	1	11/9/06	3,485	2,029	3	\$1,769.00	\$1,414.70	\$1,571.90
207-230-037-6	30922	26	1	11/9/06	3,485	2,507	2	\$2,070.00	\$1,655.42	\$1,839.36
207-230-038-7	30922	27	1	11/2/06	3,485	2,719	1	\$2,104.00	\$1,682.60	\$1,869.56
207-230-039-8	30922	39	1	11/29/05	3,485	2,719	1	\$2,104.00	\$1,682.60	\$1,869.56
207-230-040-8	30922	40	1	11/29/05	3,049	2,507	2	\$2,070.00	\$1,655.42	\$1,839.36
207-230-041-9	30922	83	1	8/21/06	3,485	2,029	3	\$1,769.00	\$1,414.70	\$1,571.90
207-230-042-0	30922	84	1	8/21/06	3,485	2,507	2	\$2,070.00	\$1,655.42	\$1,839.36
207-230-043-1	30922	67	1	8/25/06	3,485	1,470	3	\$1,769.00	\$1,414.70	\$1,571.90
207-230-044-2	30922	68	1	8/30/06	3,485	2,507	2	\$2,070.00	\$1,655.42	\$1,839.36
207-230-045-3	30922	69	1	8/24/06	3,485	2,719	1	\$2,104.00	\$1,682.60	\$1,869.56
207-230-046-4	30922	64	1	8/31/06	3,485	2,507	2	\$2,070.00	\$1,655.42	\$1,839.36
207-230-047-5	30922	65	1	9/1/06	3,485	2,029	3	\$1,769.00	\$1,414.70	\$1,571.90
207-230-048-6	30922	66	1	9/1/06	3,049	2,507	2	\$2,070.00	\$1,655.42	\$1,839.36
207-230-049-7	30922	85	1	10/16/06	4,356	1,470	3	\$1,769.00	\$1,414.70	\$1,571.90
207-230-050-7	30922	86	1	10/16/06	3,485	2,029	3	\$1,769.00	\$1,414.70	\$1,571.90
207-230-051-8	30922	87	1	10/16/06	3,485	2,719	1	\$2,104.00	\$1,682.60	\$1,869.56
207-230-052-9	30922	88	1	10/16/06	3,485	2,719	1	\$2,104.00	\$1,682.60	\$1,869.56
207-230-053-0	30922	89	1	10/16/06	3,485	2,029	3	\$1,769.00	\$1,414.70	\$1,571.90
207-230-054-1	30922	90	1	10/16/06	4,356	1,470	3	\$1,769.00	\$1,414.70	\$1,571.90
207-230-055-2	30922	138	1	11/6/06	2,178	1,673	1	\$1,632.00	\$1,305.14	\$1,450.16
207-230-056-3	30922	137	1	11/6/06	2,178	1,656	1	\$1,632.00	\$1,305.14	\$1,450.16
207-230-057-4	30922	136	1	11/6/06	2,614	1,391	3	\$1,494.00	\$1,194.78	\$1,327.54
207-230-058-5	30922	139	1	11/20/06	3,049	1,902	1	\$1,632.00	\$1,305.14	\$1,450.16
207-230-059-6	30922	140	1	12/15/06	4,356	1,391	3	\$1,494.00	\$1,194.78	\$1,327.54
207-230-060-6	30922	141	1	11/20/06	2,178	1,656	1	\$1,632.00	\$1,305.14	\$1,450.16
207-230-061-7	30922	142	1	12/15/06	2,178	1,391	3	\$1,494.00	\$1,194.78	\$1,327.54
207-230-062-8	30922	143	1	11/20/06	2,178	1,815	1	\$1,632.00	\$1,305.14	\$1,450.16

**Community Facilities District No. 14
Riverside Unified School District**


Fiscal Year 2011-2012 Special Tax Levy

<u>Assessor's Parcel Number</u>	<u>Tract</u>	<u>Lot</u>	<u>Number of Units</u>	<u>Permit Date</u>	<u>Taxable Lot Sq. Ft.</u>	<u>Building Sq. Ft.</u>	<u>Tax Class</u>	<u>FY 2011-12 Expected Maximum Special Tax</u>	<u>FY 2011-12 Special Tax Levy</u>	<u>FY 2010-11 Special Tax Levy</u>
207-230-063-9	30922	144	1	12/8/06	2,178	1,391	3	\$1,494.00	\$1,194.78	\$1,327.54
207-230-064-0	30922	145	1	12/8/06	2,178	1,656	1	\$1,632.00	\$1,305.14	\$1,450.16
207-230-065-1	30922	146	1	11/20/06	2,178	1,902	1	\$1,632.00	\$1,305.14	\$1,450.16
207-230-066-2	30922	147	1	12/8/06	2,178	1,391	3	\$1,494.00	\$1,194.78	\$1,327.54
207-230-067-3	30922	148	1	11/20/06	2,614	1,656	1	\$1,632.00	\$1,305.14	\$1,450.16
207-230-068-4	30922	149	1	12/8/06	2,178	1,391	3	\$1,494.00	\$1,194.78	\$1,327.54
207-230-069-5	30922	150	1	12/8/06	2,178	1,902	1	\$1,632.00	\$1,305.14	\$1,450.16
207-230-070-5	30922	151	1	12/8/06	2,178	1,673	1	\$1,632.00	\$1,305.14	\$1,450.16
207-230-071-6	30922	152	1	12/5/06	2,178	1,391	3	\$1,494.00	\$1,194.78	\$1,327.54
207-230-072-7	30922	153	1	11/20/06	2,178	1,656	1	\$1,632.00	\$1,305.14	\$1,450.16
207-230-073-8	30922	154	1	11/20/06	2,178	1,902	1	\$1,632.00	\$1,305.14	\$1,450.16
207-230-074-9	30922	155	1	12/5/06	2,178	1,391	3	\$1,494.00	\$1,194.78	\$1,327.54
207-230-075-0	30922	156	1	12/5/06	2,614	1,656	1	\$1,632.00	\$1,305.14	\$1,450.16
207-230-076-1	30922	157	1	12/5/06	2,178	1,391	3	\$1,494.00	\$1,194.78	\$1,327.54
207-230-077-2	30922	158	1	11/20/06	2,178	1,902	1	\$1,632.00	\$1,305.14	\$1,450.16
207-230-078-3	30922	159	1	11/5/06	2,178	1,673	1	\$1,632.00	\$1,305.14	\$1,450.16
207-230-079-4	30922	160	1	2/28/07	2,178	1,391	3	\$1,494.00	\$1,194.78	\$1,327.54
207-230-080-4	30922	161	1	2/28/07	2,178	1,656	1	\$1,632.00	\$1,305.14	\$1,450.16
207-230-081-5	30922	162	1	2/28/07	2,178	1,902	1	\$1,632.00	\$1,305.14	\$1,450.16
207-230-082-6	30922	163	1	2/28/07	2,614	1,391	3	\$1,494.00	\$1,194.78	\$1,327.54
207-230-083-7	30922	164	1	2/28/07	2,614	1,656	1	\$1,632.00	\$1,305.14	\$1,450.16
207-230-084-8	30922	165	1	2/28/07	2,178	1,391	3	\$1,494.00	\$1,194.78	\$1,327.54
207-230-085-9	30922	166	1	2/28/07	2,178	1,902	1	\$1,632.00	\$1,305.14	\$1,450.16
207-230-086-0	30922	167	1	2/28/07	2,178	1,673	1	\$1,632.00	\$1,305.14	\$1,450.16
207-230-087-1	30922	T	1		0	0	EX	\$0.00	\$0.00	\$0.00
207-230-088-2	30922	U	1		0	0	EX	\$0.00	\$0.00	\$0.00
207-230-089-3	30922	V	1		0	0	EX	\$0.00	\$0.00	\$0.00
207-230-090-3	30922	W	1		0	0	EX	\$0.00	\$0.00	\$0.00
207-230-091-4	30922	X	1		0	0	EX	\$0.00	\$0.00	\$0.00
207-230-092-5	30922	Y	1		0	0	EX	\$0.00	\$0.00	\$0.00
207-230-093-6	30922	A	1		0	0	EX	\$0.00	\$0.00	\$0.00
207-230-094-7	30922	S	1		0	0	EX	\$0.00	\$0.00	\$0.00
207-230-095-8	30922	B	1		0	0	EX	\$0.00	\$0.00	\$0.00
Totals:			334		917,809	602,058		\$615,934.00	\$432,862.36	\$480,960.14

CFD 14 VICINITY MAP



-  Cfd 14.shp
-  Waterpoly.shp
-  RUSD Schools
-  Streets



RESOLUTION NO. 2010/11-65

RESOLUTION OF THE BOARD OF EDUCATION OF RIVERSIDE UNIFIED SCHOOL DISTRICT LEVYING SPECIAL TAXES TO BE COLLECTED DURING FISCAL YEAR 2011-12 FOR THE PAYMENT OF THE PRINCIPAL OF AND INTEREST ON AND ADMINISTRATIVE EXPENSES WITH RESPECT TO THE BONDS OF COMMUNITY FACILITIES DISTRICT NO. 15 OF RIVERSIDE UNIFIED SCHOOL DISTRICT ISSUED FOR IMPROVEMENT AREAS NOS. 1, 2 AND 3 THEREOF

WHEREAS, it is necessary that the Board of Education of Riverside Unified School District (the "Board of Education") levy special taxes pursuant to Sections 53340 and 53358 of the Government Code for the payment of the principal of and interest on the outstanding bonds of Community Facilities District No. 15 of Riverside Unified School District, County of Riverside, State of California (the "District") issued for Improvement Area No. 1 ("Improvement Area No. 1"), Improvement Area No 2 ("Improvement Area No. 2") and Improvement Area No. 3 ("Improvement Area No. 3) of the District, and for the payment of administrative expenses incurred in connection with the levy and collection of said special taxes and the payment of such principal and interest; and

WHEREAS, pursuant to Section 53340 of the Government Code, the Board of Education may by resolution provide for the levy of special taxes on parcels of taxable property in the District at a rate provided by ordinance or at a lower rate; and

WHEREAS, the Board of Education has previously levied special taxes on parcels of taxable property in the District by ordinance, and the rates of the special taxes that will be levied on such parcels for fiscal year 2011-12 will not exceed the rates of the special taxes that have previously been levied by ordinance;

NOW, THEREFORE, BE IT RESOLVED, DETERMINED AND ORDERED BY THE BOARD OF EDUCATION OF RIVERSIDE UNIFIED SCHOOL DISTRICT DOES ORDAIN AS FOLLOWS:

Section 1. Levy of Special Taxes. Special taxes shall be and are hereby levied for the 2011-12 fiscal year on all parcels of real property within Improvement Area No. 1, Improvement Area No 2 and Improvement Area No. 3 which are subject to taxation, which are identified in Exhibit "A" attached hereto, and in the amount set forth for each such parcel in said Exhibit "A." Pursuant to Sections 53340 and 53358 of the Government Code, such special taxes shall be collected in the same manner as ordinary ad valorem property taxes are collected and shall be subject to the same penalties and the same procedure, sale, and lien priority in case of delinquency as is provided for ad valorem taxes.

Section 2. Transmittal to County. The Clerk of the Board of Education shall immediately following adoption of this resolution transmit a copy hereof to the Board of Supervisors and the County Auditor of the County of Riverside together with a request that the special taxes as levied hereby be collected on the tax bills for the parcels identified in Exhibit

“A” hereto, along with the ordinary ad valorem property taxes to be levied on and collected from the owners of said parcels.

PASSED AND ADOPTED by the Board of Education of Riverside Unified School District at a regular meeting held on the 20th day of June, 2011, by the following vote:

AYES:

NOES:

ABSENT:

ABSTAINED:

Clerk of the Board of Education
of Riverside Unified School District

STATE OF CALIFORNIA)
) ss.
COUNTY OF RIVERSIDE)

I, Gayle Cloud, Clerk of the Board of Education of Riverside Unified School District, do hereby certify that the above and foregoing is a full, true and correct copy of Resolution No. 2010/11-65 of the Board of Education of Riverside Unified School District, and that the same has not been amended or repealed.

Dated: _____, 2011

Clerk of the Board of Education
of Riverside Unified School District

Exhibit "A" for Resolution 65

**Community Facilities District No. 15, Improvement Area No. 1
Riverside Unified School District**

Fiscal Year 2011-2012 Special Tax Levy

<u>Assessor's Parcel Number</u>	<u>Tract</u>	<u>Lot</u>	<u>Number of Units</u>	<u>Permit Date</u>	<u>Taxable Lot Sq. Ft.</u>	<u>Building Sq. Ft.</u>	<u>Tax Class</u>	<u>FY 2011-12 Expected Maximum Special Tax</u>	<u>FY 2011-12 Special Tax Levy</u>	<u>FY 2010-11 Special Tax Levy</u>
266-130-036-7			0		0	0	EX	\$0.00	\$0.00	\$0.00
266-500-001-8	30756	1	1	10/21/04	11,761	2,980	5	\$2,898.00	\$2,025.02	\$2,382.36
266-500-002-9	30756	2	1	10/21/04	11,326	3,673	3	\$3,221.00	\$2,250.72	\$2,647.90
266-500-003-0	30756	3	1	10/21/04	11,326	3,958	2	\$3,386.00	\$2,366.00	\$2,783.54
266-500-004-1	30756	4	1	10/21/04	11,326	2,980	5	\$2,898.00	\$2,025.02	\$2,382.36
266-500-005-2	30756	5	1	10/21/04	13,504	3,673	3	\$3,221.00	\$2,250.72	\$2,647.90
266-501-001-1	30756	47	1	9/27/04	13,504	3,958	2	\$3,386.00	\$2,366.00	\$2,783.54
266-501-002-2	30756	48	1	9/27/04	16,117	3,673	3	\$3,221.00	\$2,250.72	\$2,647.90
266-501-003-3	30756	49	1	9/27/04	13,939	3,958	2	\$3,386.00	\$2,366.00	\$2,783.54
266-501-004-4	30756	50	1	9/27/04	11,761	2,980	5	\$2,898.00	\$2,025.02	\$2,382.36
266-501-005-5	30756	51	1	9/27/04	11,761	2,980	5	\$2,898.00	\$2,025.02	\$2,382.36
266-501-006-6	30756	52	1	9/27/04	11,761	2,980	5	\$2,898.00	\$2,025.02	\$2,382.36
266-501-007-7	30756	53	1	9/27/04	11,761	3,673	3	\$3,221.00	\$2,250.72	\$2,647.90
266-501-008-8	30756	54	1	9/27/04	11,761	3,958	2	\$3,386.00	\$2,366.00	\$2,783.54
266-501-009-9	30756	55	1	9/27/04	12,197	2,980	5	\$2,898.00	\$2,025.02	\$2,382.36
266-501-010-9	30756	56	1	10/21/04	10,454	3,958	2	\$3,386.00	\$2,366.00	\$2,783.54
266-501-011-0	30756	57	1	10/21/04	10,019	2,980	5	\$2,898.00	\$2,025.02	\$2,382.36
266-501-012-1	30756	58	1	10/21/04	10,019	3,673	3	\$3,221.00	\$2,250.72	\$2,647.90
266-501-013-2	30756	59	1	10/21/04	10,019	3,958	2	\$3,386.00	\$2,366.00	\$2,783.54
266-501-014-3	30756	60	1	10/21/04	10,019	2,980	5	\$2,898.00	\$2,025.02	\$2,382.36
266-501-015-4	30756	61	1	10/21/04	10,019	3,673	3	\$3,221.00	\$2,250.72	\$2,647.90
266-501-016-5	30756	62	1	10/21/04	10,019	3,958	2	\$3,386.00	\$2,366.00	\$2,783.54
266-501-017-6	30756	63	1	10/21/04	10,019	3,673	3	\$3,221.00	\$2,250.72	\$2,647.90
266-501-018-7	30756	64	1	10/21/04	10,019	2,980	5	\$2,898.00	\$2,025.02	\$2,382.36
266-502-001-4	30756	65	1	10/21/04	10,019	2,980	5	\$2,898.00	\$2,025.02	\$2,382.36
266-502-002-5	30756	66	1	10/21/04	10,019	3,958	2	\$3,386.00	\$2,366.00	\$2,783.54
266-502-003-6	30756	67	1	10/21/04	10,019	3,673	3	\$3,221.00	\$2,250.72	\$2,647.90
266-502-004-7	30756	68	1	10/21/04	10,019	2,980	5	\$2,898.00	\$2,025.02	\$2,382.36
266-502-005-8	30756	69	1	10/21/04	10,019	3,958	2	\$3,386.00	\$2,366.00	\$2,783.54
266-502-006-9	30756	70	1	10/21/04	10,019	3,673	3	\$3,221.00	\$2,250.72	\$2,647.90
266-502-007-0	30756	71	1	10/21/04	10,019	3,958	2	\$3,386.00	\$2,366.00	\$2,783.54
266-502-008-1	30756	72	1	10/21/04	10,019	2,980	5	\$2,898.00	\$2,025.02	\$2,382.36
266-502-009-2	30756	73	1	10/21/04	10,019	3,958	2	\$3,386.00	\$2,366.00	\$2,783.54
266-502-010-2	30756	74	1	10/21/04	10,019	3,673	3	\$3,221.00	\$2,250.72	\$2,647.90
266-502-011-3	30756	75	1	10/21/04	10,019	2,980	5	\$2,898.00	\$2,025.02	\$2,382.36
266-502-012-4	30756	76	1	10/21/04	10,019	3,673	3	\$3,221.00	\$2,250.72	\$2,647.90
266-502-013-5	30756	77	1	10/21/04	10,454	2,980	5	\$2,898.00	\$2,025.02	\$2,382.36
266-502-014-6	30756	78	1	10/21/04	10,454	3,958	2	\$3,386.00	\$2,366.00	\$2,783.54

**Community Facilities District No. 15, Improvement Area No. 1
Riverside Unified School District**

Fiscal Year 2011-2012 Special Tax Levy

<u>Assessor's Parcel Number</u>	<u>Tract</u>	<u>Lot</u>	<u>Number of Units</u>	<u>Permit Date</u>	<u>Taxable Lot Sq. Ft.</u>	<u>Building Sq. Ft.</u>	<u>Tax Class</u>	<u>FY 2011-12 Expected Maximum Special Tax</u>	<u>FY 2011-12 Special Tax Levy</u>	<u>FY 2010-11 Special Tax Levy</u>
266-502-015-7	30756	79	1	10/21/04	10,454	2,980	5	\$2,898.00	\$2,025.02	\$2,382.36
266-502-016-8	30756	80	1	10/21/04	10,454	3,673	3	\$3,221.00	\$2,250.72	\$2,647.90
266-502-017-9	30756	81	1	10/21/04	10,454	2,980	5	\$2,898.00	\$2,025.02	\$2,382.36
266-502-018-0	30756	82	1	10/21/04	10,890	3,958	2	\$3,386.00	\$2,366.00	\$2,783.54
266-510-001-9	30756	6	1	9/10/04	12,197	3,958	2	\$3,386.00	\$2,366.00	\$2,783.54
266-510-002-0	30756	7	1	9/10/04	10,454	2,980	5	\$2,898.00	\$2,025.02	\$2,382.36
266-510-003-1	30756	8	1	9/10/04	10,454	3,673	3	\$3,221.00	\$2,250.72	\$2,647.90
266-510-004-2	30756	9	1	9/10/04	10,454	3,958	2	\$3,386.00	\$2,366.00	\$2,783.54
266-510-005-3	30756	10	1	9/10/04	10,454	2,980	5	\$2,898.00	\$2,025.02	\$2,382.36
266-510-006-4	30756	11	1	9/10/04	10,454	3,958	2	\$3,386.00	\$2,366.00	\$2,783.54
266-510-007-5	30756	12	1	9/10/04	10,454	3,673	3	\$3,221.00	\$2,250.72	\$2,647.90
266-511-001-2	30756	13	1	9/10/04	12,632	3,958	2	\$3,386.00	\$2,366.00	\$2,783.54
266-511-002-3	30756	14	1	9/10/04	14,375	2,980	5	\$2,898.00	\$2,025.02	\$2,382.36
266-511-003-4	30756	15	1	9/10/04	15,682	3,673	3	\$3,221.00	\$2,250.72	\$2,647.90
266-511-004-5	30756	16	1	9/10/04	12,197	2,980	5	\$2,898.00	\$2,025.02	\$2,382.36
266-511-005-6	30756	17	1	9/10/04	12,632	2,980	5	\$2,898.00	\$2,025.02	\$2,382.36
266-511-006-7	30756	18	1	9/10/04	12,632	3,958	2	\$3,386.00	\$2,366.00	\$2,783.54
266-511-007-8	30756	19	1	9/10/04	12,632	3,673	3	\$3,221.00	\$2,250.72	\$2,647.90
266-511-008-9	30756	20	1	9/27/04	12,632	3,958	2	\$3,386.00	\$2,366.00	\$2,783.54
266-511-009-0	30756	21	1	9/27/04	12,197	2,980	5	\$2,898.00	\$2,025.02	\$2,382.36
266-511-010-0	30756	22	1	9/27/04	12,632	3,673	3	\$3,221.00	\$2,250.72	\$2,647.90
266-511-011-1	30756	23	1	9/27/04	12,197	2,980	5	\$2,898.00	\$2,025.02	\$2,382.36
266-511-012-2	30756	24	1	9/27/04	14,810	3,958	2	\$3,386.00	\$2,366.00	\$2,783.54
266-511-013-3	30756	25	1	9/27/04	12,632	2,980	5	\$2,898.00	\$2,025.02	\$2,382.36
266-511-014-4	30756	83	1	9/10/04	16,988	3,958	2	\$3,386.00	\$2,366.00	\$2,783.54
266-511-015-5	30756	84	1	9/10/04	13,504	3,673	3	\$3,221.00	\$2,250.72	\$2,647.90
266-512-001-5	30756	26	1	9/27/04	11,326	3,958	2	\$3,386.00	\$2,366.00	\$2,783.54
266-512-002-6	30756	27	1	9/27/04	11,326	3,673	3	\$3,221.00	\$2,250.72	\$2,647.90
266-512-003-7	30756	28	1	9/27/04	10,454	3,958	2	\$3,386.00	\$2,366.00	\$2,783.54
266-512-004-8	30756	29	1	9/27/04	10,019	3,958	2	\$3,386.00	\$2,366.00	\$2,783.54
266-512-005-9	30756	30	1	9/27/04	13,068	3,673	3	\$3,221.00	\$2,250.72	\$2,647.90
266-512-006-0	30756	31	1	9/27/04	12,197	3,958	2	\$3,386.00	\$2,366.00	\$2,783.54
266-512-007-1	30756	32	1	9/27/04	10,454	3,673	3	\$3,221.00	\$2,250.72	\$2,647.90
266-512-008-2	30756	33	1	9/27/04	10,454	3,673	3	\$3,221.00	\$2,250.72	\$2,647.90
266-512-009-3	30756	34	1	9/27/04	10,454	2,980	5	\$2,898.00	\$2,025.02	\$2,382.36
266-512-010-3	30756	35	1	9/27/04	10,019	3,673	3	\$3,221.00	\$2,250.72	\$2,647.90
266-512-011-4	30756	36	1	9/10/04	10,454	2,980	5	\$2,898.00	\$2,025.02	\$2,382.36
266-512-012-5	30756	37	1	9/10/04	10,019	3,673	3	\$3,221.00	\$2,250.72	\$2,647.90

**Community Facilities District No. 15, Improvement Area No. 1
Riverside Unified School District**

Fiscal Year 2011-2012 Special Tax Levy

<u>Assessor's Parcel Number</u>	<u>Tract</u>	<u>Lot</u>	<u>Number of Units</u>	<u>Permit Date</u>	<u>Taxable Lot Sq. Ft.</u>	<u>Building Sq. Ft.</u>	<u>Tax Class</u>	<u>FY 2011-12 Expected Maximum Special Tax</u>	<u>FY 2011-12 Special Tax Levy</u>	<u>FY 2010-11 Special Tax Levy</u>
266-512-013-6	30756	38	1	9/10/04	10,019	3,958	2	\$3,386.00	\$2,366.00	\$2,783.54
266-512-014-7	30756	39	1	9/27/04	11,761	3,958	2	\$3,386.00	\$2,366.00	\$2,783.54
266-512-015-8	30756	40	1	9/27/04	11,761	2,980	5	\$2,898.00	\$2,025.02	\$2,382.36
266-512-016-9	30756	41	1	9/27/04	11,326	3,958	2	\$3,386.00	\$2,366.00	\$2,783.54
266-512-017-0	30756	42	1	9/27/04	11,761	3,673	3	\$3,221.00	\$2,250.72	\$2,647.90
266-512-018-1	30756	43	1	9/27/04	11,761	3,673	3	\$3,221.00	\$2,250.72	\$2,647.90
266-512-019-2	30756	44	1	9/27/04	11,761	3,673	3	\$3,221.00	\$2,250.72	\$2,647.90
266-512-020-2	30756	45	1	9/27/04	13,939	3,958	2	\$3,386.00	\$2,366.00	\$2,783.54
266-512-021-3	30756	46	1	9/27/04	16,117	3,673	3	\$3,221.00	\$2,250.72	\$2,647.90
266-520-001-0	31236-1	1	1	2/1/05	8,276	2,648	6	\$2,709.00	\$1,892.94	\$2,227.00
266-520-002-1	31236-1	2	1	2/1/05	7,405	3,360	4	\$3,068.00	\$2,143.80	\$2,522.12
266-520-003-2	31236-1	3	1	2/1/05	7,405	3,242	4	\$3,068.00	\$2,143.80	\$2,522.12
266-520-004-3	31236-1	4	1	2/1/05	7,405	4,063	1	\$3,536.00	\$2,470.82	\$2,906.84
266-520-005-4	31236-1	5	1	2/1/05	7,405	3,360	4	\$3,068.00	\$2,143.80	\$2,522.12
266-520-006-5	31236-1	6	1	2/1/05	7,405	3,258	4	\$3,068.00	\$2,143.80	\$2,522.12
266-520-007-6	31236-1	7	1	2/1/05	6,970	4,063	1	\$3,536.00	\$2,470.82	\$2,906.84
266-520-008-7	31236-1	8	1	2/1/05	6,970	3,360	4	\$3,068.00	\$2,143.80	\$2,522.12
266-520-009-8	31236-1	9	1	2/1/05	6,970	3,242	4	\$3,068.00	\$2,143.80	\$2,522.12
266-520-010-8	31236-1	10	1	2/1/05	6,970	4,063	1	\$3,536.00	\$2,470.82	\$2,906.84
266-520-011-9	31236-1	11	1	2/1/05	7,405	2,916	5	\$2,898.00	\$2,025.02	\$2,382.36
266-520-012-0	31236-1	12	1	12/22/04	7,841	2,648	6	\$2,709.00	\$1,892.94	\$2,227.00
266-520-013-1	31236-1	13	1	12/22/04	7,405	3,360	4	\$3,068.00	\$2,143.80	\$2,522.12
266-520-014-2	31236-1	14	1	12/22/04	7,405	4,063	1	\$3,536.00	\$2,470.82	\$2,906.84
266-520-015-3	31236-1	15	1	12/22/04	7,405	3,258	4	\$3,068.00	\$2,143.80	\$2,522.12
266-520-016-4	31236-1	16	1	12/22/04	7,405	3,242	4	\$3,068.00	\$2,143.80	\$2,522.12
266-520-017-5	31236-1	17	1	12/22/04	7,405	2,648	6	\$2,709.00	\$1,892.94	\$2,227.00
266-520-018-6	31236-1	18	1	12/22/04	7,405	3,258	4	\$3,068.00	\$2,143.80	\$2,522.12
266-520-019-7	31236-1	19	1	12/22/04	7,405	3,242	4	\$3,068.00	\$2,143.80	\$2,522.12
266-520-020-7	31236-1	20	1	12/22/04	7,841	3,258	4	\$3,068.00	\$2,143.80	\$2,522.12
266-520-021-8	31236-1	21	1	12/22/04	10,890	2,916	5	\$2,898.00	\$2,025.02	\$2,382.36
266-520-022-9	31236-1	22	1	11/18/04	6,534	3,258	4	\$3,068.00	\$2,143.80	\$2,522.12
266-520-023-0	31236-1	23	1	11/18/04	7,405	3,242	4	\$3,068.00	\$2,143.80	\$2,522.12
266-520-024-1	31236-1	24	1	11/18/04	6,970	3,258	4	\$3,068.00	\$2,143.80	\$2,522.12
266-520-025-2	31236-1	25	1	11/18/04	7,405	2,648	6	\$2,709.00	\$1,892.94	\$2,227.00
266-520-026-3	31236-1	26	1	9/30/04	6,970	3,206	4	\$3,068.00	\$2,143.80	\$2,522.12
266-520-027-4	31236-1	27	1	9/30/04	7,405	2,710	6	\$2,709.00	\$1,892.94	\$2,227.00
266-520-028-5	31236-1	174	0		0	0	EX	\$0.00	\$0.00	\$0.00
266-521-001-3	31236-1	41	1	9/30/04	7,841	3,206	4	\$3,068.00	\$2,143.80	\$2,522.12

**Community Facilities District No. 15, Improvement Area No. 1
Riverside Unified School District**

Fiscal Year 2011-2012 Special Tax Levy

<u>Assessor's Parcel Number</u>	<u>Tract</u>	<u>Lot</u>	<u>Number of Units</u>	<u>Permit Date</u>	<u>Taxable Lot Sq. Ft.</u>	<u>Building Sq. Ft.</u>	<u>Tax Class</u>	<u>FY 2011-12 Expected Maximum Special Tax</u>	<u>FY 2011-12 Special Tax Levy</u>	<u>FY 2010-11 Special Tax Levy</u>
266-521-002-4	31236-1	42	1	9/30/04	8,712	2,873	5	\$2,898.00	\$2,025.02	\$2,382.36
266-521-003-5	31236-1	43	1	11/5/04	7,405	2,710	6	\$2,709.00	\$1,892.94	\$2,227.00
266-521-004-6	31236-1	44	1	12/14/04	6,970	2,873	5	\$2,898.00	\$2,025.02	\$2,382.36
266-522-001-6	31236-1	71	1	11/18/04	8,276	2,916	5	\$2,898.00	\$2,025.02	\$2,382.36
266-522-002-7	31236-1	72	1	11/18/04	7,405	3,242	4	\$3,068.00	\$2,143.80	\$2,522.12
266-522-003-8	31236-1	73	1	12/10/04	7,405	4,063	1	\$3,536.00	\$2,470.82	\$2,906.84
266-522-004-9	31236-1	74	1	12/10/04	7,841	3,258	4	\$3,068.00	\$2,143.80	\$2,522.12
266-522-005-0	31236-1	75	1	12/10/04	7,405	3,360	4	\$3,068.00	\$2,143.80	\$2,522.12
266-522-006-1	31236-1	76	1	12/10/04	7,841	4,063	1	\$3,536.00	\$2,470.82	\$2,906.84
266-522-007-2	31236-1	77	1	12/10/04	7,405	3,258	4	\$3,068.00	\$2,143.80	\$2,522.12
266-522-008-3	31236-1	78	1	12/10/04	8,712	2,648	6	\$2,709.00	\$1,892.94	\$2,227.00
266-522-009-4	31236-1	79	1	12/10/04	14,375	4,063	1	\$3,536.00	\$2,470.82	\$2,906.84
266-522-010-4	31236-1	80	1	12/10/04	11,326	3,242	4	\$3,068.00	\$2,143.80	\$2,522.12
266-522-011-5	31236-1	81	1	12/10/04	13,068	4,063	1	\$3,536.00	\$2,470.82	\$2,906.84
266-522-012-6	31236-1	82	1	12/10/04	8,276	2,648	6	\$2,709.00	\$1,892.94	\$2,227.00
266-522-013-7	31236-1	83	1	12/10/04	8,276	2,916	5	\$2,898.00	\$2,025.02	\$2,382.36
266-522-014-8	31236-1	84	1	12/10/04	7,841	3,360	4	\$3,068.00	\$2,143.80	\$2,522.12
266-522-015-9	31236-1	85	1	12/10/04	7,841	4,063	1	\$3,536.00	\$2,470.82	\$2,906.84
266-522-016-0	31236-1	86	1	12/10/04	7,841	3,242	4	\$3,068.00	\$2,143.80	\$2,522.12
266-522-017-1	31236-1	87	1	11/18/04	7,841	3,360	4	\$3,068.00	\$2,143.80	\$2,522.12
266-522-018-2	31236-1	88	1	11/18/04	7,405	4,063	1	\$3,536.00	\$2,470.82	\$2,906.84
266-522-019-3	31236-1	89	1	11/18/04	7,405	3,242	4	\$3,068.00	\$2,143.80	\$2,522.12
266-522-020-3	31236-1	90	1	11/18/04	7,405	3,258	4	\$3,068.00	\$2,143.80	\$2,522.12
266-522-021-4	31236-1	91	1	11/18/04	7,405	3,360	4	\$3,068.00	\$2,143.80	\$2,522.12
266-522-022-5	31236-1	92	1	11/18/04	7,841	4,063	1	\$3,536.00	\$2,470.82	\$2,906.84
266-522-023-6	31236-1	93	1	11/18/04	8,276	2,916	5	\$2,898.00	\$2,025.02	\$2,382.36
266-522-024-7	31236-1	94	1	12/22/04	7,841	2,648	6	\$2,709.00	\$1,892.94	\$2,227.00
266-522-025-8	31236-1	95	1	12/22/04	7,405	4,063	1	\$3,536.00	\$2,470.82	\$2,906.84
266-522-026-9	31236-1	96	1	12/22/04	6,970	3,360	4	\$3,068.00	\$2,143.80	\$2,522.12
266-522-027-0	31236-1	97	1	12/22/04	7,405	4,063	1	\$3,536.00	\$2,470.82	\$2,906.84
266-522-028-1	31236-1	98	1	12/22/04	7,405	3,242	4	\$3,068.00	\$2,143.80	\$2,522.12
266-522-029-2	31236-1	99	1	12/22/04	6,970	4,063	1	\$3,536.00	\$2,470.82	\$2,906.84
266-522-030-2	31236-1	100	1	12/22/04	7,405	3,360	4	\$3,068.00	\$2,143.80	\$2,522.12
266-522-031-3	31236-1	101	1	12/22/04	7,405	3,258	4	\$3,068.00	\$2,143.80	\$2,522.12
266-522-032-4	31236-1	102	1	12/22/04	7,405	2,648	6	\$2,709.00	\$1,892.94	\$2,227.00
266-522-033-5	31236-1	103	1	2/17/05	7,405	3,258	4	\$3,068.00	\$2,143.80	\$2,522.12
266-522-034-6	31236-1	104	1	2/17/05	7,405	3,242	4	\$3,068.00	\$2,143.80	\$2,522.12
266-522-035-7	31236-1	105	1	2/17/05	7,405	4,063	1	\$3,536.00	\$2,470.82	\$2,906.84

**Community Facilities District No. 15, Improvement Area No. 1
Riverside Unified School District**

Fiscal Year 2011-2012 Special Tax Levy

<u>Assessor's Parcel Number</u>	<u>Tract</u>	<u>Lot</u>	<u>Number of Units</u>	<u>Permit Date</u>	<u>Taxable Lot Sq. Ft.</u>	<u>Building Sq. Ft.</u>	<u>Tax Class</u>	<u>FY 2011-12 Expected Maximum Special Tax</u>	<u>FY 2011-12 Special Tax Levy</u>	<u>FY 2010-11 Special Tax Levy</u>
266-522-036-8	31236-1	106	1	2/17/05	7,405	3,360	4	\$3,068.00	\$2,143.80	\$2,522.12
266-522-037-9	31236-1	107	1	2/17/05	7,405	4,063	1	\$3,536.00	\$2,470.82	\$2,906.84
266-522-038-0	31236-1	108	1	2/17/05	6,970	3,258	4	\$3,068.00	\$2,143.80	\$2,522.12
266-522-039-1	31236-1	109	1	2/17/05	7,841	2,916	5	\$2,898.00	\$2,025.02	\$2,382.36
266-522-040-1	31236-1	110	1	2/15/05	7,405	3,206	4	\$3,068.00	\$2,143.80	\$2,522.12
266-522-041-2	31236-1	111	1	2/15/05	7,405	2,873	5	\$2,898.00	\$2,025.02	\$2,382.36
266-522-042-3	31236-1	112	1	2/15/05	7,405	3,206	4	\$3,068.00	\$2,143.80	\$2,522.12
266-522-043-4	31236-1	113	1	2/15/05	7,841	2,710	6	\$2,709.00	\$1,892.94	\$2,227.00
266-523-001-9	31236-1	150	1	2/15/05	7,405	2,400	7	\$2,483.00	\$1,735.02	\$2,041.20
266-523-002-0	31236-1	151	1	2/15/05	6,970	2,710	6	\$2,709.00	\$1,892.94	\$2,227.00
266-523-003-1	31236-1	152	1	2/15/05	6,970	2,873	5	\$2,898.00	\$2,025.02	\$2,382.36
266-523-004-2	31236-1	153	1	11/12/04	6,970	2,648	6	\$2,709.00	\$1,892.94	\$2,227.00
266-523-005-3	31236-1	154	1	11/12/04	6,534	3,242	4	\$3,068.00	\$2,143.80	\$2,522.12
266-523-006-4	31236-1	155	1	11/12/04	7,405	3,258	4	\$3,068.00	\$2,143.80	\$2,522.12
266-523-007-5	31236-1	156	1	11/12/04	10,454	4,063	1	\$3,536.00	\$2,470.82	\$2,906.84
266-523-008-6	31236-1	157	1	2/17/05	7,405	2,648	6	\$2,709.00	\$1,892.94	\$2,227.00
266-523-009-7	31236-1	158	1	2/17/05	6,970	3,258	4	\$3,068.00	\$2,143.80	\$2,522.12
266-523-010-7	31236-1	159	1	2/17/05	6,970	3,242	4	\$3,068.00	\$2,143.80	\$2,522.12
266-523-011-8	31236-1	160	1	2/17/05	7,405	3,360	4	\$3,068.00	\$2,143.80	\$2,522.12
266-523-012-9	31236-1	161	1	2/17/05	7,405	4,063	1	\$3,536.00	\$2,470.82	\$2,906.84
266-523-013-0	31236-1	162	1	2/17/05	7,405	3,258	4	\$3,068.00	\$2,143.80	\$2,522.12
266-523-014-1	31236-1	163	1	2/17/05	7,405	4,063	1	\$3,536.00	\$2,470.82	\$2,906.84
266-523-015-2	31236-1	164	1	2/17/05	7,841	2,916	5	\$2,898.00	\$2,025.02	\$2,382.36
266-523-016-3	31236-1	165	1	2/1/05	7,405	2,648	6	\$2,709.00	\$1,892.94	\$2,227.00
266-523-017-4	31236-1	166	1	2/16/05	7,841	2,916	5	\$2,898.00	\$2,025.02	\$2,382.36
266-523-018-5	31236-1	167	1	2/16/05	7,841	2,648	6	\$2,709.00	\$1,892.94	\$2,227.00
266-523-019-6	31236-1	168	1	2/16/05	7,841	3,360	4	\$3,068.00	\$2,143.80	\$2,522.12
266-523-020-6	31236-1	169	1	2/16/05	7,841	2,916	5	\$2,898.00	\$2,025.02	\$2,382.36
266-523-021-7	31236-1	170	1	2/16/05	7,841	2,648	6	\$2,709.00	\$1,892.94	\$2,227.00
266-523-022-8	31236-1	171	1	2/16/05	7,405	2,916	5	\$2,898.00	\$2,025.02	\$2,382.36
266-523-023-9	31236-1	172	1	2/16/05	8,276	4,063	1	\$3,536.00	\$2,470.82	\$2,906.84
266-523-024-0	31236-1	173	1	2/16/05	9,583	2,000	7	\$2,483.00	\$1,735.02	\$2,041.20
266-530-001-1	31236-1	28	1	9/30/04	6,970	2,400	7	\$2,483.00	\$1,735.02	\$2,041.20
266-530-002-2	31236-1	29	1	9/30/04	6,970	3,206	4	\$3,068.00	\$2,143.80	\$2,522.12
266-530-003-3	31236-1	30	1	9/30/04	7,405	2,400	7	\$2,483.00	\$1,735.02	\$2,041.20
266-530-004-4	31236-1	31	1	9/30/04	7,841	2,873	5	\$2,898.00	\$2,025.02	\$2,382.36
266-531-001-4	31236-1	32	1	9/30/04	7,405	3,206	4	\$3,068.00	\$2,143.80	\$2,522.12
266-531-002-5	31236-1	33	1	9/30/04	6,970	2,873	5	\$2,898.00	\$2,025.02	\$2,382.36

**Community Facilities District No. 15, Improvement Area No. 1
Riverside Unified School District**

Fiscal Year 2011-2012 Special Tax Levy

<u>Assessor's Parcel Number</u>	<u>Tract</u>	<u>Lot</u>	<u>Number of Units</u>	<u>Permit Date</u>	<u>Taxable Lot Sq. Ft.</u>	<u>Building Sq. Ft.</u>	<u>Tax Class</u>	<u>FY 2011-12 Expected Maximum Special Tax</u>	<u>FY 2011-12 Special Tax Levy</u>	<u>FY 2010-11 Special Tax Levy</u>
266-532-001-7	31236-1	34	1	9/30/04	7,841	3,206	4	\$3,068.00	\$2,143.80	\$2,522.12
266-532-002-8	31236-1	35	1	9/30/04	7,841	2,710	6	\$2,709.00	\$1,892.94	\$2,227.00
266-532-003-9	31236-1	36	1	9/30/04	7,841	2,873	5	\$2,898.00	\$2,025.02	\$2,382.36
266-532-004-0	31236-1	37	1	9/30/04	7,841	3,206	4	\$3,068.00	\$2,143.80	\$2,522.12
266-532-005-1	31236-1	38	1	9/30/04	7,841	2,710	6	\$2,709.00	\$1,892.94	\$2,227.00
266-532-006-2	31236-1	39	1	9/30/04	7,841	2,400	7	\$2,483.00	\$1,735.02	\$2,041.20
266-532-007-3	31236-1	40	1	9/30/04	7,841	2,710	6	\$2,709.00	\$1,892.94	\$2,227.00
266-532-008-4	31236-1	45	1	12/14/04	6,970	2,400	7	\$2,483.00	\$1,735.02	\$2,041.20
266-532-009-5	31236-1	46	1	12/14/04	6,970	2,710	6	\$2,709.00	\$1,892.94	\$2,227.00
266-532-010-5	31236-1	47	1	12/14/04	6,970	3,206	4	\$3,068.00	\$2,143.80	\$2,522.12
266-532-011-6	31236-1	48	1	12/14/04	6,970	2,400	7	\$2,483.00	\$1,735.02	\$2,041.20
266-532-012-7	31236-1	49	1	12/28/04	6,970	3,206	4	\$3,068.00	\$2,143.80	\$2,522.12
266-532-013-8	31236-1	50	1	12/28/04	6,970	2,873	5	\$2,898.00	\$2,025.02	\$2,382.36
266-532-014-9	31236-1	51	1	12/28/04	7,405	3,206	4	\$3,068.00	\$2,143.80	\$2,522.12
266-533-001-0	31236-1	52	1	12/14/04	8,276	3,206	4	\$3,068.00	\$2,143.80	\$2,522.12
266-533-002-1	31236-1	53	1	12/14/04	7,841	2,873	5	\$2,898.00	\$2,025.02	\$2,382.36
266-533-003-2	31236-1	54	1	12/14/04	7,841	3,206	4	\$3,068.00	\$2,143.80	\$2,522.12
266-533-004-3	31236-1	55	1	12/14/04	7,841	2,400	7	\$2,483.00	\$1,735.02	\$2,041.20
266-533-005-4	31236-1	56	1	12/14/04	7,841	3,206	4	\$3,068.00	\$2,143.80	\$2,522.12
266-533-006-5	31236-1	57	1	12/14/04	7,841	2,710	6	\$2,709.00	\$1,892.94	\$2,227.00
266-533-007-6	31236-1	58	1	2/3/05	7,405	2,400	7	\$2,483.00	\$1,735.02	\$2,041.20
266-533-008-7	31236-1	59	1	2/3/05	7,841	2,710	6	\$2,709.00	\$1,892.94	\$2,227.00
266-533-009-8	31236-1	60	1	2/3/05	13,504	3,206	4	\$3,068.00	\$2,143.80	\$2,522.12
266-533-010-8	31236-1	61	1	2/3/05	10,890	2,873	5	\$2,898.00	\$2,025.02	\$2,382.36
266-533-011-9	31236-1	62	1	2/3/05	13,068	3,206	4	\$3,068.00	\$2,143.80	\$2,522.12
266-533-012-0	31236-1	63	1	2/3/05	8,712	2,873	5	\$2,898.00	\$2,025.02	\$2,382.36
266-533-013-1	31236-1	64	1	2/3/05	7,841	3,206	4	\$3,068.00	\$2,143.80	\$2,522.12
266-533-014-2	31236-1	65	1	12/14/04	7,405	2,400	7	\$2,483.00	\$1,735.02	\$2,041.20
266-533-015-3	31236-1	66	1	12/14/04	7,405	2,710	6	\$2,709.00	\$1,892.94	\$2,227.00
266-533-016-4	31236-1	67	1	12/14/04	7,405	2,873	5	\$2,898.00	\$2,025.02	\$2,382.36
266-533-017-5	31236-1	68	1	12/14/04	7,405	2,710	6	\$2,709.00	\$1,892.94	\$2,227.00
266-533-018-6	31236-1	69	1	12/14/04	7,405	3,206	4	\$3,068.00	\$2,143.80	\$2,522.12
266-533-019-7	31236-1	70	1	12/14/04	7,841	2,873	5	\$2,898.00	\$2,025.02	\$2,382.36
266-533-020-7	31236-1	114	1	2/15/05	7,405	3,206	4	\$3,068.00	\$2,143.80	\$2,522.12
266-533-021-8	31236-1	115	1	2/15/05	7,405	2,710	6	\$2,709.00	\$1,892.94	\$2,227.00
266-533-022-9	31236-1	116	1	2/3/05	7,405	3,206	4	\$3,068.00	\$2,143.80	\$2,522.12
266-533-023-0	31236-1	117	1	2/3/05	7,405	2,873	5	\$2,898.00	\$2,025.02	\$2,382.36
266-533-024-1	31236-1	118	1	2/3/05	7,841	3,206	4	\$3,068.00	\$2,143.80	\$2,522.12

**Community Facilities District No. 15, Improvement Area No. 1
Riverside Unified School District**

Fiscal Year 2011-2012 Special Tax Levy

<u>Assessor's Parcel Number</u>	<u>Tract</u>	<u>Lot</u>	<u>Number of Units</u>	<u>Permit Date</u>	<u>Taxable Lot Sq. Ft.</u>	<u>Building Sq. Ft.</u>	<u>Tax Class</u>	<u>FY 2011-12 Expected Maximum Special Tax</u>	<u>FY 2011-12 Special Tax Levy</u>	<u>FY 2010-11 Special Tax Levy</u>
266-533-025-2	31236-1	119	1	2/3/05	7,405	2,400	7	\$2,483.00	\$1,735.02	\$2,041.20
266-533-026-3	31236-1	120	1	2/3/05	7,841	2,710	6	\$2,709.00	\$1,892.94	\$2,227.00
266-533-027-4	31236-1	121	1	2/3/05	7,405	2,400	7	\$2,483.00	\$1,735.02	\$2,041.20
266-533-028-5	31236-1	122	1	2/3/05	7,405	3,206	4	\$3,068.00	\$2,143.80	\$2,522.12
266-533-029-6	31236-1	123	1	2/3/05	7,405	2,873	5	\$2,898.00	\$2,025.02	\$2,382.36
266-533-030-6	31236-1	124	1	2/3/05	7,405	3,206	4	\$3,068.00	\$2,143.80	\$2,522.12
266-533-031-7	31236-1	125	1	2/3/05	7,405	2,400	7	\$2,483.00	\$1,735.02	\$2,041.20
266-533-032-8	31236-1	126	1	2/3/05	7,405	3,206	4	\$3,068.00	\$2,143.80	\$2,522.12
266-533-033-9	31236-1	127	1	2/3/05	7,405	2,873	5	\$2,898.00	\$2,025.02	\$2,382.36
266-533-034-0	31236-1	128	1	2/3/05	7,405	2,400	7	\$2,483.00	\$1,735.02	\$2,041.20
266-533-035-1	31236-1	129	1	2/3/05	7,841	2,873	5	\$2,898.00	\$2,025.02	\$2,382.36
266-534-001-3	31236-1	130	1	2/3/05	7,841	2,710	6	\$2,709.00	\$1,892.94	\$2,227.00
266-534-002-4	31236-1	131	1	2/3/05	6,970	3,206	4	\$3,068.00	\$2,143.80	\$2,522.12
266-534-003-5	31236-1	132	1	2/3/05	7,405	2,710	6	\$2,709.00	\$1,892.94	\$2,227.00
266-534-004-6	31236-1	133	1	2/3/05	7,405	3,206	4	\$3,068.00	\$2,143.80	\$2,522.12
266-534-005-7	31236-1	134	1	2/3/05	7,405	2,873	5	\$2,898.00	\$2,025.02	\$2,382.36
266-534-006-8	31236-1	135	1	2/3/05	6,970	2,710	6	\$2,709.00	\$1,892.94	\$2,227.00
266-534-007-9	31236-1	136	1	2/3/05	7,405	3,206	4	\$3,068.00	\$2,143.80	\$2,522.12
266-534-008-0	31236-1	137	1	2/3/05	7,405	2,710	6	\$2,709.00	\$1,892.94	\$2,227.00
266-534-009-1	31236-1	138	1	2/3/05	7,405	2,873	5	\$2,898.00	\$2,025.02	\$2,382.36
266-534-010-1	31236-1	139	1	2/3/05	6,970	3,206	4	\$3,068.00	\$2,143.80	\$2,522.12
266-534-011-2	31236-1	140	1	2/3/05	7,405	2,400	7	\$2,483.00	\$1,735.02	\$2,041.20
266-534-012-3	31236-1	141	1	2/3/05	6,970	2,710	6	\$2,709.00	\$1,892.94	\$2,227.00
266-534-013-4	31236-1	142	1	2/3/05	8,712	2,873	5	\$2,898.00	\$2,025.02	\$2,382.36
266-534-014-5	31236-1	143	1	2/3/05	12,197	3,206	4	\$3,068.00	\$2,143.80	\$2,522.12
266-534-015-6	31236-1	144	1	2/3/05	8,276	2,710	6	\$2,709.00	\$1,892.94	\$2,227.00
266-534-016-7	31236-1	145	1	2/3/05	7,405	2,873	5	\$2,898.00	\$2,025.02	\$2,382.36
266-534-017-8	31236-1	146	1	2/3/05	7,841	2,710	6	\$2,709.00	\$1,892.94	\$2,227.00
266-534-018-9	31236-1	147	1	2/3/05	7,405	3,206	4	\$3,068.00	\$2,143.80	\$2,522.12
266-534-019-0	31236-1	148	1	2/15/05	7,841	2,400	7	\$2,483.00	\$1,735.02	\$2,041.20
266-534-020-0	31236-1	149	1	2/15/05	7,841	2,873	5	\$2,898.00	\$2,025.02	\$2,382.36
266-540-001-2	31236	1	1	11/5/04	34,848	3,206	4	\$3,068.00	\$2,143.80	\$2,522.12
266-540-002-3	31236	2	1	11/5/04	7,405	2,710	6	\$2,709.00	\$1,892.94	\$2,227.00
266-540-003-4	31236	3	1	12/10/04	6,970	2,400	7	\$2,483.00	\$1,735.02	\$2,041.20
266-540-004-5	31236	4	1	12/10/04	7,405	2,710	6	\$2,709.00	\$1,892.94	\$2,227.00
266-540-005-6	31236	5	1	12/10/04	8,712	2,400	7	\$2,483.00	\$1,735.02	\$2,041.20
266-540-006-7	31236	39	1	2/15/05	7,405	2,710	6	\$2,709.00	\$1,892.94	\$2,227.00
266-540-007-8	31236	40	1	2/15/05	6,970	2,873	5	\$2,898.00	\$2,025.02	\$2,382.36

**Community Facilities District No. 15, Improvement Area No. 1
Riverside Unified School District**

Fiscal Year 2011-2012 Special Tax Levy

<u>Assessor's Parcel Number</u>	<u>Tract</u>	<u>Lot</u>	<u>Number of Units</u>	<u>Permit Date</u>	<u>Taxable Lot Sq. Ft.</u>	<u>Building Sq. Ft.</u>	<u>Tax Class</u>	<u>FY 2011-12 Expected Maximum Special Tax</u>	<u>FY 2011-12 Special Tax Levy</u>	<u>FY 2010-11 Special Tax Levy</u>
266-540-008-9	31236	41	1	2/15/05	7,841	2,400	7	\$2,483.00	\$1,735.02	\$2,041.20
266-540-009-0	31236	42	1	2/15/05	12,632	3,206	4	\$3,068.00	\$2,143.80	\$2,522.12
266-540-010-0	31236	43	1	2/15/05	10,019	2,873	5	\$2,898.00	\$2,025.02	\$2,382.36
266-540-011-1	31236	44	1	2/15/05	12,632	3,206	4	\$3,068.00	\$2,143.80	\$2,522.12
266-540-012-2	31236	45	1	2/15/05	7,841	2,710	6	\$2,709.00	\$1,892.94	\$2,227.00
266-540-013-3	31236	46	1	2/15/05	6,970	3,206	4	\$3,068.00	\$2,143.80	\$2,522.12
266-540-014-4	31236	47	1	2/15/05	7,841	2,400	7	\$2,483.00	\$1,735.02	\$2,041.20
266-540-015-5	31236	48	1	2/16/05	7,405	2,710	6	\$2,709.00	\$1,892.94	\$2,227.00
266-540-016-6	31236	49	1	12/10/04	6,970	3,206	4	\$3,068.00	\$2,143.80	\$2,522.12
266-540-017-7	31236	50	1	12/10/04	7,405	2,873	5	\$2,898.00	\$2,025.02	\$2,382.36
266-540-018-8	31236	51	1	12/10/04	12,197	3,206	4	\$3,068.00	\$2,143.80	\$2,522.12
266-540-019-9	31236	52	1	2/16/05	10,019	2,873	5	\$2,898.00	\$2,025.02	\$2,382.36
266-540-020-9	31236	53	1	2/16/05	12,632	3,206	4	\$3,068.00	\$2,143.80	\$2,522.12
266-540-021-0	31236	54	1	2/16/05	7,841	2,710	6	\$2,709.00	\$1,892.94	\$2,227.00
266-540-022-1	31236	55	1	2/16/05	6,970	2,873	5	\$2,898.00	\$2,025.02	\$2,382.36
266-540-023-2	31236	56	1	2/16/05	7,841	2,400	7	\$2,483.00	\$1,735.02	\$2,041.20
266-540-024-3	31236	57	1	2/17/05	7,405	2,710	6	\$2,709.00	\$1,892.94	\$2,227.00
266-540-025-4	31236	58	1	2/17/05	6,970	3,206	4	\$3,068.00	\$2,143.80	\$2,522.12
266-540-026-5	31236	59	1	2/17/05	6,970	2,400	7	\$2,483.00	\$1,735.02	\$2,041.20
266-540-027-6	31236	60	1	2/17/05	12,197	2,873	5	\$2,898.00	\$2,025.02	\$2,382.36
266-540-028-7	31236	61	1	9/7/04	10,019	3,206	4	\$3,068.00	\$2,143.80	\$2,522.12
266-540-029-8	31236	62	1	9/7/04	12,197	2,873	5	\$2,898.00	\$2,025.02	\$2,382.36
266-540-030-8	31236	63	1	9/7/04	7,405	2,710	6	\$2,709.00	\$1,892.94	\$2,227.00
266-540-031-9	31236	64	1	2/17/05	6,534	2,873	5	\$2,898.00	\$2,025.02	\$2,382.36
266-540-032-0	31236	65	1	2/17/05	7,405	3,206	4	\$3,068.00	\$2,143.80	\$2,522.12
266-541-001-5	31236	6	1	12/10/04	6,970	2,710	6	\$2,709.00	\$1,892.94	\$2,227.00
266-541-002-6	31236	7	1	12/10/04	6,970	2,873	5	\$2,898.00	\$2,025.02	\$2,382.36
266-541-003-7	31236	8	1	12/10/04	6,970	3,206	4	\$3,068.00	\$2,143.80	\$2,522.12
266-541-004-8	31236	9	1	9/30/04	7,841	2,873	5	\$2,898.00	\$2,025.02	\$2,382.36
266-541-005-9	31236	10	1	9/30/04	7,841	3,206	4	\$3,068.00	\$2,143.80	\$2,522.12
266-541-006-0	31236	11	1	9/30/04	7,841	2,873	5	\$2,898.00	\$2,025.02	\$2,382.36
266-541-007-1	31236	27	1	11/5/04	8,276	2,710	6	\$2,709.00	\$1,892.94	\$2,227.00
266-541-008-2	31236	28	1	11/5/04	7,841	3,206	4	\$3,068.00	\$2,143.80	\$2,522.12
266-541-009-3	31236	29	1	11/5/04	6,970	2,873	5	\$2,898.00	\$2,025.02	\$2,382.36
266-541-010-3	31236	30	1	11/5/04	7,405	2,400	7	\$2,483.00	\$1,735.02	\$2,041.20
266-541-011-4	31236	67	0		0	0	EX	\$0.00	\$0.00	\$0.00
266-542-001-8	31236	12	1	9/30/04	6,970	2,710	6	\$2,709.00	\$1,892.94	\$2,227.00
266-542-002-9	31236	13	1	9/30/04	7,405	2,400	7	\$2,483.00	\$1,735.02	\$2,041.20

**Community Facilities District No. 15, Improvement Area No. 1
Riverside Unified School District**

Fiscal Year 2011-2012 Special Tax Levy

<u>Assessor's Parcel Number</u>	<u>Tract</u>	<u>Lot</u>	<u>Number of Units</u>	<u>Permit Date</u>	<u>Taxable Lot Sq. Ft.</u>	<u>Building Sq. Ft.</u>	<u>Tax Class</u>	<u>FY 2011-12 Expected Maximum Special Tax</u>	<u>FY 2011-12 Special Tax Levy</u>	<u>FY 2010-11 Special Tax Levy</u>
266-542-003-0	31236	14	1	9/30/04	6,970	2,400	7	\$2,483.00	\$1,735.02	\$2,041.20
266-542-004-1	31236	15	1	9/30/04	6,970	2,710	6	\$2,709.00	\$1,892.94	\$2,227.00
266-542-005-2	31236	16	1	11/5/04	7,405	2,400	7	\$2,483.00	\$1,735.02	\$2,041.20
266-542-006-3	31236	17	1	11/5/04	7,405	2,873	5	\$2,898.00	\$2,025.02	\$2,382.36
266-542-007-4	31236	18	1	11/5/04	7,405	2,400	7	\$2,483.00	\$1,735.02	\$2,041.20
266-542-008-5	31236	19	1	11/5/04	6,970	3,206	4	\$3,068.00	\$2,143.80	\$2,522.12
266-542-009-6	31236	20	1	11/5/04	7,405	2,400	7	\$2,483.00	\$1,735.02	\$2,041.20
266-542-010-6	31236	21	1	11/5/04	10,454	2,710	6	\$2,709.00	\$1,892.94	\$2,227.00
266-542-011-7	31236	22	1	11/5/04	10,890	3,206	4	\$3,068.00	\$2,143.80	\$2,522.12
266-542-012-8	31236	23	1	11/5/04	12,197	2,873	5	\$2,898.00	\$2,025.02	\$2,382.36
266-542-013-9	31236	24	1	11/5/04	9,583	3,206	4	\$3,068.00	\$2,143.80	\$2,522.12
266-542-014-0	31236	25	1	11/5/04	6,970	2,710	6	\$2,709.00	\$1,892.94	\$2,227.00
266-542-015-1	31236	26	1	11/5/04	7,841	2,873	5	\$2,898.00	\$2,025.02	\$2,382.36
266-542-016-2	31236	31	1	11/5/04	7,841	2,710	6	\$2,709.00	\$1,892.94	\$2,227.00
266-542-017-3	31236	32	1	11/5/04	7,405	2,400	7	\$2,483.00	\$1,735.02	\$2,041.20
266-542-018-4	31236	33	1	11/5/04	11,761	2,400	7	\$2,483.00	\$1,735.02	\$2,041.20
266-542-019-5	31236	34	1	11/5/04	13,504	2,873	5	\$2,898.00	\$2,025.02	\$2,382.36
266-542-020-5	31236	35	1	11/5/04	13,939	3,206	4	\$3,068.00	\$2,143.80	\$2,522.12
266-542-021-6	31236	36	1	11/5/04	14,375	2,873	5	\$2,898.00	\$2,025.02	\$2,382.36
266-542-022-7	31236	37	1	11/5/04	9,148	2,710	6	\$2,709.00	\$1,892.94	\$2,227.00
266-542-023-8	31236	38	1	11/5/04	10,890	3,206	4	\$3,068.00	\$2,143.80	\$2,522.12
266-542-024-9	31236	66	0		0	0	EX	\$0.00	\$0.00	\$0.00
266-550-001-3	31362-1	1	1	1/5/05	11,326	3,673	3	\$3,221.00	\$2,250.72	\$2,647.90
266-550-002-4	31362-1	2	1	1/5/05	11,326	3,958	2	\$3,386.00	\$2,366.00	\$2,783.54
266-550-003-5	31362-1	3	1	1/5/05	11,326	3,673	3	\$3,221.00	\$2,250.72	\$2,647.90
266-550-004-6	31362-1	4	1	1/18/05	11,326	2,980	5	\$2,898.00	\$2,025.02	\$2,382.36
266-550-005-7	31362-1	5	1	1/18/05	11,326	3,673	3	\$3,221.00	\$2,250.72	\$2,647.90
266-550-006-8	31362-1	6	1	1/18/05	11,326	3,958	2	\$3,386.00	\$2,366.00	\$2,783.54
266-550-007-9	31362-1	7	1	1/18/05	10,454	3,673	3	\$3,221.00	\$2,250.72	\$2,647.90
266-550-008-0	31362-1	8	1	1/18/05	10,454	3,958	2	\$3,386.00	\$2,366.00	\$2,783.54
266-550-009-1	31362-1	9	1	1/18/05	10,454	2,980	5	\$2,898.00	\$2,025.02	\$2,382.36
266-550-010-1	31362-1	10	1	1/18/05	10,454	3,958	2	\$3,386.00	\$2,366.00	\$2,783.54
266-550-011-2	31362-1	11	1	1/14/05	11,326	3,673	3	\$3,221.00	\$2,250.72	\$2,647.90
266-550-012-3	31362-1	12	1	1/14/05	18,295	2,980	5	\$2,898.00	\$2,025.02	\$2,382.36
266-550-013-4	31362-1	13	1	1/14/05	11,761	3,673	3	\$3,221.00	\$2,250.72	\$2,647.90
266-550-014-5	31362-1	14	1	1/14/05	12,197	3,958	2	\$3,386.00	\$2,366.00	\$2,783.54
266-550-015-6	31362-1	15	1	1/14/05	12,632	3,673	3	\$3,221.00	\$2,250.72	\$2,647.90
266-551-001-6	31362-1	16	1	1/14/05	11,761	2,980	5	\$2,898.00	\$2,025.02	\$2,382.36

**Community Facilities District No. 15, Improvement Area No. 1
Riverside Unified School District**

Fiscal Year 2011-2012 Special Tax Levy

<u>Assessor's Parcel Number</u>	<u>Tract</u>	<u>Lot</u>	<u>Number of Units</u>	<u>Permit Date</u>	<u>Taxable Lot Sq. Ft.</u>	<u>Building Sq. Ft.</u>	<u>Tax Class</u>	<u>FY 2011-12 Expected Maximum Special Tax</u>	<u>FY 2011-12 Special Tax Levy</u>	<u>FY 2010-11 Special Tax Levy</u>
266-551-002-7	31362-1	17	1	1/14/05	11,761	3,958	2	\$3,386.00	\$2,366.00	\$2,783.54
266-551-003-8	31362-1	18	1	1/14/05	11,761	3,673	3	\$3,221.00	\$2,250.72	\$2,647.90
266-551-004-9	31362-1	19	1	1/14/05	11,326	3,958	2	\$3,386.00	\$2,366.00	\$2,783.54
266-551-005-0	31362-1	20	1	1/14/05	12,197	3,673	3	\$3,221.00	\$2,250.72	\$2,647.90
266-551-006-1	31362-1	21	1	1/14/05	15,246	3,958	2	\$3,386.00	\$2,366.00	\$2,783.54
266-551-007-2	31362-1	22	1	1/14/05	10,890	3,673	3	\$3,221.00	\$2,250.72	\$2,647.90
266-551-008-3	31362-1	23	1	1/14/05	10,454	3,958	2	\$3,386.00	\$2,366.00	\$2,783.54
266-551-009-4	31362-1	24	1	1/14/05	10,454	2,980	5	\$2,898.00	\$2,025.02	\$2,382.36
266-551-010-4	31362-1	25	1	1/18/05	10,454	3,958	2	\$3,386.00	\$2,366.00	\$2,783.54
266-551-011-5	31362-1	26	1	1/18/05	10,454	2,980	5	\$2,898.00	\$2,025.02	\$2,382.36
266-551-012-6	31362-1	27	1	1/18/05	11,326	3,673	3	\$3,221.00	\$2,250.72	\$2,647.90
266-551-013-7	31362-1	28	1	1/18/05	11,326	3,958	2	\$3,386.00	\$2,366.00	\$2,783.54
266-551-014-8	31362-1	29	1	1/18/05	11,326	3,673	3	\$3,221.00	\$2,250.72	\$2,647.90
266-551-015-9	31362-1	30	1	1/18/05	11,326	3,958	2	\$3,386.00	\$2,366.00	\$2,783.54
266-551-016-0	31362-1	31	1	1/18/05	11,326	2,980	5	\$2,898.00	\$2,025.02	\$2,382.36
266-551-017-1	31362-1	32	1	1/18/05	11,326	3,673	3	\$3,221.00	\$2,250.72	\$2,647.90
266-552-001-9	31362-1	33	1	1/18/05	10,454	2,980	5	\$2,898.00	\$2,025.02	\$2,382.36
266-552-002-0	31362-1	34	1	1/18/05	10,890	3,958	2	\$3,386.00	\$2,366.00	\$2,783.54
266-552-003-1	31362-1	35	1	1/18/05	10,890	2,980	5	\$2,898.00	\$2,025.02	\$2,382.36
266-552-004-2	31362-1	36	1	1/18/05	10,890	2,980	5	\$2,898.00	\$2,025.02	\$2,382.36
266-552-005-3	31362-1	37	1	1/18/05	11,761	3,958	2	\$3,386.00	\$2,366.00	\$2,783.54
266-552-006-4	31362-1	38	1	1/18/05	13,504	3,673	3	\$3,221.00	\$2,250.72	\$2,647.90
266-552-007-5	31362-1	39	1	1/18/05	13,939	3,958	2	\$3,386.00	\$2,366.00	\$2,783.54
266-552-008-6	31362-1	40	1	1/18/05	11,326	3,673	3	\$3,221.00	\$2,250.72	\$2,647.90
266-552-009-7	31362-1	41	1	1/18/05	10,890	2,980	5	\$2,898.00	\$2,025.02	\$2,382.36
266-552-010-7	31362-1	42	1	1/18/05	10,890	3,958	2	\$3,386.00	\$2,366.00	\$2,783.54
266-552-011-8	31362-1	43	1	1/18/05	10,890	2,980	5	\$2,898.00	\$2,025.02	\$2,382.36
266-552-012-9	31362-1	44	1	1/18/05	10,454	3,673	3	\$3,221.00	\$2,250.72	\$2,647.90
266-552-013-0	31362-1	45	1	1/14/05	11,761	2,980	5	\$2,898.00	\$2,025.02	\$2,382.36
266-552-014-1	31362-1	46	1	1/14/05	11,326	3,958	2	\$3,386.00	\$2,366.00	\$2,783.54
266-552-015-2	31362-1	47	1	1/14/05	11,326	2,980	5	\$2,898.00	\$2,025.02	\$2,382.36
266-552-016-3	31362-1	48	1	1/14/05	11,326	3,958	2	\$3,386.00	\$2,366.00	\$2,783.54
266-552-017-4	31362-1	49	1	1/14/05	11,326	2,980	5	\$2,898.00	\$2,025.02	\$2,382.36
266-552-018-5	31362-1	50	1	1/14/05	11,326	3,958	2	\$3,386.00	\$2,366.00	\$2,783.54
266-552-019-6	31362-1	51	1	1/18/05	11,761	3,673	3	\$3,221.00	\$2,250.72	\$2,647.90
266-552-020-6	31362-1	52	1	6/2/04	10,890	2,980	5	\$2,898.00	\$2,025.02	\$2,382.36
266-552-021-7	31362-1	53	1	6/2/04	10,454	3,673	3	\$3,221.00	\$2,250.72	\$2,647.90
266-552-022-8	31362-1	54	1	6/2/04	11,326	3,958	2	\$3,386.00	\$2,366.00	\$2,783.54

**Community Facilities District No. 15, Improvement Area No. 1
Riverside Unified School District**

Fiscal Year 2011-2012 Special Tax Levy

<u>Assessor's Parcel Number</u>	<u>Tract</u>	<u>Lot</u>	<u>Number of Units</u>	<u>Permit Date</u>	<u>Taxable Lot Sq. Ft.</u>	<u>Building Sq. Ft.</u>	<u>Tax Class</u>	<u>FY 2011-12 Expected Maximum Special Tax</u>	<u>FY 2011-12 Special Tax Levy</u>	<u>FY 2010-11 Special Tax Levy</u>
266-560-001-4	31362	1	1	3/18/05	12,197	3,385	4	\$3,068.00	\$2,143.80	\$2,522.12
266-560-002-5	31362	2	1	3/18/05	12,632	4,149	1	\$3,536.00	\$2,470.82	\$2,906.84
266-560-003-6	31362	3	1	3/18/05	14,375	3,385	4	\$3,068.00	\$2,143.80	\$2,522.12
266-560-004-7	31362	4	1	3/18/05	18,731	3,385	4	\$3,068.00	\$2,143.80	\$2,522.12
266-560-005-8	31362	5	1	3/18/05	16,117	3,717	2	\$3,386.00	\$2,366.00	\$2,783.54
266-560-006-9	31362	6	1	3/18/05	13,504	3,717	2	\$3,386.00	\$2,366.00	\$2,783.54
266-560-007-0	31362	7	1	3/18/05	17,424	4,149	1	\$3,536.00	\$2,470.82	\$2,906.84
266-561-001-7	31362	8	1	3/18/05	10,454	3,717	2	\$3,386.00	\$2,366.00	\$2,783.54
266-561-002-8	31362	9	1	3/18/05	10,454	4,149	1	\$3,536.00	\$2,470.82	\$2,906.84
266-561-003-9	31362	10	1	3/18/05	10,454	3,716	2	\$3,386.00	\$2,366.00	\$2,783.54
266-561-004-0	31362	11	1	3/18/05	10,454	4,149	1	\$3,536.00	\$2,470.82	\$2,906.84
266-561-005-1	31362	12	1	3/18/05	10,454	3,716	2	\$3,386.00	\$2,366.00	\$2,783.54
266-561-006-2	31362	13	1	3/18/05	10,454	4,149	1	\$3,536.00	\$2,470.82	\$2,906.84
266-561-007-3	31362	14	1	3/18/05	10,454	3,716	2	\$3,386.00	\$2,366.00	\$2,783.54
266-561-008-4	31362	15	1	3/18/05	10,454	4,149	1	\$3,536.00	\$2,470.82	\$2,906.84
266-561-009-5	31362	16	1	3/18/05	10,454	3,716	2	\$3,386.00	\$2,366.00	\$2,783.54
266-561-010-5	31362	17	1	3/18/05	10,890	4,149	1	\$3,536.00	\$2,470.82	\$2,906.84
266-561-011-6	31362	18	1	3/18/05	10,890	4,149	1	\$3,536.00	\$2,470.82	\$2,906.84
266-561-012-7	31362	19	1	3/18/05	10,454	3,716	2	\$3,386.00	\$2,366.00	\$2,783.54
266-561-013-8	31362	20	1	3/30/05	10,890	3,716	2	\$3,386.00	\$2,366.00	\$2,783.54
266-561-014-9	31362	21	1	3/30/05	10,890	4,149	1	\$3,536.00	\$2,470.82	\$2,906.84
266-561-015-0	31362	22	1	3/30/05	10,454	3,717	2	\$3,386.00	\$2,366.00	\$2,783.54
266-561-016-1	31362	23	1	3/30/05	10,454	3,717	2	\$3,386.00	\$2,366.00	\$2,783.54
266-561-017-2	31362	24	1	3/30/05	10,890	3,717	2	\$3,386.00	\$2,366.00	\$2,783.54
266-561-018-3	31362	25	1	3/30/05	10,890	3,716	2	\$3,386.00	\$2,366.00	\$2,783.54
266-561-019-4	31362	26	1	3/30/05	10,890	4,149	1	\$3,536.00	\$2,470.82	\$2,906.84
266-561-020-4	31362	27	1	3/30/05	10,890	3,717	2	\$3,386.00	\$2,366.00	\$2,783.54
266-561-021-5	31362	28	1	3/30/05	14,810	3,385	4	\$3,068.00	\$2,143.80	\$2,522.12
266-561-022-6	31362	29	1	3/30/05	13,068	4,149	1	\$3,536.00	\$2,470.82	\$2,906.84
266-561-023-7	31362	30	1	3/30/05	12,632	3,717	2	\$3,386.00	\$2,366.00	\$2,783.54
266-561-024-8	31362	31	1	3/30/05	10,890	3,716	2	\$3,386.00	\$2,366.00	\$2,783.54
266-561-025-9	31362	32	1	3/30/05	10,454	4,149	1	\$3,536.00	\$2,470.82	\$2,906.84
266-561-026-0	31362	33	1	3/30/05	10,890	3,716	2	\$3,386.00	\$2,366.00	\$2,783.54
266-561-027-1	31362	34	1	3/30/05	10,454	4,149	1	\$3,536.00	\$2,470.82	\$2,906.84
266-561-028-2	31362	35	1	3/30/05	10,454	3,716	2	\$3,386.00	\$2,366.00	\$2,783.54
266-561-029-3	31362	36	1	3/30/05	10,454	4,149	1	\$3,536.00	\$2,470.82	\$2,906.84
266-561-030-3	31362	37	1	3/30/05	10,454	3,716	2	\$3,386.00	\$2,366.00	\$2,783.54
266-561-031-4	31362	38	1	3/30/05	10,890	4,149	1	\$3,536.00	\$2,470.82	\$2,906.84

**Community Facilities District No. 15, Improvement Area No. 1
Riverside Unified School District**

Fiscal Year 2011-2012 Special Tax Levy

<u>Assessor's Parcel Number</u>	<u>Tract</u>	<u>Lot</u>	<u>Number of Units</u>	<u>Permit Date</u>	<u>Taxable Lot Sq. Ft.</u>	<u>Building Sq. Ft.</u>	<u>Tax Class</u>	<u>FY 2011-12 Expected Maximum Special Tax</u>	<u>FY 2011-12 Special Tax Levy</u>	<u>FY 2010-11 Special Tax Levy</u>
266-640-001-1	31361	1	1	3/20/06	11,326	3,310	4	\$3,068.00	\$2,143.80	\$2,522.12
266-640-002-2	31361	2	1	3/20/06	10,890	3,712	2	\$3,386.00	\$2,366.00	\$2,783.54
266-640-003-3	31361	3	1	3/20/06	10,890	4,025	1	\$3,536.00	\$2,470.82	\$2,906.84
266-640-004-4	31361	4	1	3/20/06	10,890	3,712	2	\$3,386.00	\$2,366.00	\$2,783.54
266-640-005-5	31361	5	1	3/20/06	10,890	3,310	4	\$3,068.00	\$2,143.80	\$2,522.12
266-640-006-6	31361	6	1	3/20/06	10,890	4,025	1	\$3,536.00	\$2,470.82	\$2,906.84
266-640-007-7	31361	7	1	3/20/06	10,890	3,712	2	\$3,386.00	\$2,366.00	\$2,783.54
266-640-008-8	31361	8	1	3/20/06	11,326	4,025	1	\$3,536.00	\$2,470.82	\$2,906.84
266-640-009-9	31361	9	1	6/6/06	11,326	3,712	2	\$3,386.00	\$2,366.00	\$2,783.54
266-640-010-9	31361	10	1	6/6/06	10,890	4,025	1	\$3,536.00	\$2,470.82	\$2,906.84
266-640-011-0	31361	11	1	6/6/06	10,890	3,712	2	\$3,386.00	\$2,366.00	\$2,783.54
266-640-012-1	31361	12	1	6/6/06	10,890	3,310	4	\$3,068.00	\$2,143.80	\$2,522.12
266-640-013-2	31361	13	1	6/6/06	10,890	4,025	1	\$3,536.00	\$2,470.82	\$2,906.84
266-640-014-3	31361	14	1	6/6/06	11,326	3,712	2	\$3,386.00	\$2,366.00	\$2,783.54
266-640-015-4	31361	15	1	6/6/06	13,068	3,310	4	\$3,068.00	\$2,143.80	\$2,522.12
266-640-016-5	31361	16	1	1/25/06	15,246	3,712	2	\$3,386.00	\$2,366.00	\$2,783.54
266-640-017-6	31361	17	1	1/25/06	10,890	3,310	4	\$3,068.00	\$2,143.80	\$2,522.12
266-640-018-7	31361	18	1	1/25/06	10,890	4,025	1	\$3,536.00	\$2,470.82	\$2,906.84
266-640-019-8	31361	19	1	1/25/06	11,326	3,712	2	\$3,386.00	\$2,366.00	\$2,783.54
266-640-020-8	31361	20	1	1/25/06	11,326	4,025	1	\$3,536.00	\$2,470.82	\$2,906.84
266-641-001-4	31361	54	1	1/25/06	10,890	3,310	4	\$3,068.00	\$2,143.80	\$2,522.12
266-641-002-5	31361	55	1	1/25/06	10,890	4,025	1	\$3,536.00	\$2,470.82	\$2,906.84
266-641-003-6	31361	56	1	1/25/06	10,890	3,712	2	\$3,386.00	\$2,366.00	\$2,783.54
266-641-004-7	31361	57	1	1/25/06	10,890	4,025	1	\$3,536.00	\$2,470.82	\$2,906.84
266-641-005-8	31361	58	1	11/9/06	11,761	3,712	2	\$3,386.00	\$2,366.00	\$2,783.54
266-641-006-9	31361	59	1	11/9/06	12,197	4,025	1	\$3,536.00	\$2,470.82	\$2,906.84
266-641-007-0	31361	60	1	11/9/06	11,761	3,310	4	\$3,068.00	\$2,143.80	\$2,522.12
266-641-008-1	31361	61	1	11/9/06	11,326	3,712	2	\$3,386.00	\$2,366.00	\$2,783.54
266-641-009-2	31361	66	1	11/9/06	11,326	4,025	1	\$3,536.00	\$2,470.82	\$2,906.84
266-641-010-2	31361	67	1	11/9/06	12,197	3,712	2	\$3,386.00	\$2,366.00	\$2,783.54
266-641-011-3	31361	68	1	11/9/06	15,246	4,025	1	\$3,536.00	\$2,470.82	\$2,906.84
266-641-012-4	31361	69	1	11/9/06	12,197	3,310	4	\$3,068.00	\$2,143.80	\$2,522.12
266-641-013-5	31361	70	1	4/17/07	12,197	4,025	1	\$3,536.00	\$2,470.82	\$2,906.84
266-641-014-6	31361	71	1	4/17/07	12,197	3,712	2	\$3,386.00	\$2,366.00	\$2,783.54
266-641-015-7	31361	72	1	4/17/07	12,197	4,025	1	\$3,536.00	\$2,470.82	\$2,906.84
266-641-016-8	31361	73	1	4/17/07	11,326	3,310	4	\$3,068.00	\$2,143.80	\$2,522.12
266-641-017-9	31361	78	1	4/17/07	12,197	4,025	1	\$3,536.00	\$2,470.82	\$2,906.84
266-641-018-0	31361	79	1	4/17/07	12,632	3,712	2	\$3,386.00	\$2,366.00	\$2,783.54

**Community Facilities District No. 15, Improvement Area No. 1
Riverside Unified School District**

Fiscal Year 2011-2012 Special Tax Levy

<u>Assessor's Parcel Number</u>	<u>Tract</u>	<u>Lot</u>	<u>Number of Units</u>	<u>Permit Date</u>	<u>Taxable Lot Sq. Ft.</u>	<u>Building Sq. Ft.</u>	<u>Tax Class</u>	<u>FY 2011-12 Expected Maximum Special Tax</u>	<u>FY 2011-12 Special Tax Levy</u>	<u>FY 2010-11 Special Tax Levy</u>
266-641-019-1	31361	80	1	4/17/07	12,197	4,025	1	\$3,536.00	\$2,470.82	\$2,906.84
266-641-020-1	31361	81	1	4/17/07	12,197	3,310	4	\$3,068.00	\$2,143.80	\$2,522.12
266-641-021-2	31361	82	1	6/6/06	12,197	3,712	2	\$3,386.00	\$2,366.00	\$2,783.54
266-641-022-3	31361	83	1	6/6/06	12,632	4,025	1	\$3,536.00	\$2,470.82	\$2,906.84
266-641-023-4	31361	84	1	3/20/06	12,197	3,712	2	\$3,386.00	\$2,366.00	\$2,783.54
266-650-001-2	31361	21	1	1/25/06	11,326	3,712	2	\$3,386.00	\$2,366.00	\$2,783.54
266-650-002-3	31361	22	1	10/19/05	11,326	4,025	1	\$3,536.00	\$2,470.82	\$2,906.84
266-650-003-4	31361	23	1	10/19/05	10,454	3,310	4	\$3,068.00	\$2,143.80	\$2,522.12
266-650-004-5	31361	24	1	10/19/05	13,504	3,712	2	\$3,386.00	\$2,366.00	\$2,783.54
266-650-005-6	31361	25	1	10/19/05	13,939	3,310	4	\$3,068.00	\$2,143.80	\$2,522.12
266-650-006-7	31361	26	1	10/19/05	10,890	3,712	2	\$3,386.00	\$2,366.00	\$2,783.54
266-650-007-8	31361	27	1	10/19/05	10,454	4,025	1	\$3,536.00	\$2,470.82	\$2,906.84
266-650-008-9	31361	28	1	10/19/05	10,454	3,712	2	\$3,386.00	\$2,366.00	\$2,783.54
266-650-009-0	31361	29	1	10/19/05	10,890	4,025	1	\$3,536.00	\$2,470.82	\$2,906.84
266-650-010-0	31361	30	1	10/19/05	10,454	3,310	4	\$3,068.00	\$2,143.80	\$2,522.12
266-650-011-1	31361	31	1	6/11/07	10,454	3,712	2	\$3,386.00	\$2,366.00	\$2,783.54
266-650-012-2	31361	32	1	9/16/05	10,454	3,310	4	\$3,068.00	\$2,143.80	\$2,522.12
266-650-013-3	31361	33	1	9/16/05	10,454	3,739	2	\$3,386.00	\$2,366.00	\$2,783.54
266-650-014-4	31361	34	1	9/16/05	10,454	4,205	1	\$3,536.00	\$2,470.82	\$2,906.84
266-650-015-5	31361	35	1	6/11/07	10,454	3,310	4	\$3,068.00	\$2,143.80	\$2,522.12
266-650-016-6	31361	36	1	6/11/07	10,454	3,712	2	\$3,386.00	\$2,366.00	\$2,783.54
266-650-017-7	31361	37	1	6/11/07	10,454	4,025	1	\$3,536.00	\$2,470.82	\$2,906.84
266-651-001-5	31361	38	1	6/11/07	10,454	4,025	1	\$3,536.00	\$2,470.82	\$2,906.84
266-651-002-6	31361	39	1	6/11/07	13,504	3,310	4	\$3,068.00	\$2,143.80	\$2,522.12
266-651-003-7	31361	40	1	6/11/07	10,454	4,025	1	\$3,536.00	\$2,470.82	\$2,906.84
266-651-004-8	31361	41	1	10/19/05	10,454	4,025	1	\$3,536.00	\$2,470.82	\$2,906.84
266-651-005-9	31361	42	1	10/19/05	10,454	3,712	2	\$3,386.00	\$2,366.00	\$2,783.54
266-651-006-0	31361	43	1	10/19/05	10,454	4,025	1	\$3,536.00	\$2,470.82	\$2,906.84
266-652-001-8	31361	44	1	10/19/05	10,454	4,025	1	\$3,536.00	\$2,470.82	\$2,906.84
266-652-002-9	31361	45	1	10/19/05	10,890	3,712	2	\$3,386.00	\$2,366.00	\$2,783.54
266-652-003-0	31361	46	1	10/19/05	10,454	3,310	4	\$3,068.00	\$2,143.80	\$2,522.12
266-652-004-1	31361	47	1	10/19/05	10,454	4,025	1	\$3,536.00	\$2,470.82	\$2,906.84
266-652-005-2	31361	48	1	10/19/05	10,454	3,712	2	\$3,386.00	\$2,366.00	\$2,783.54
266-652-006-3	31361	49	1	10/19/05	10,454	3,310	4	\$3,068.00	\$2,143.80	\$2,522.12
266-652-007-4	31361	50	1	10/19/05	10,890	4,025	1	\$3,536.00	\$2,470.82	\$2,906.84
266-652-008-5	31361	51	1	10/19/05	11,761	3,712	2	\$3,386.00	\$2,366.00	\$2,783.54
266-652-009-6	31361	52	1	10/19/05	10,890	3,712	2	\$3,386.00	\$2,366.00	\$2,783.54
266-652-010-6	31361	53	1	1/25/06	10,890	4,025	1	\$3,536.00	\$2,470.82	\$2,906.84

**Community Facilities District No. 15, Improvement Area No. 1
Riverside Unified School District**

Fiscal Year 2011-2012 Special Tax Levy

<u>Assessor's Parcel Number</u>	<u>Tract</u>	<u>Lot</u>	<u>Number of Units</u>	<u>Permit Date</u>	<u>Taxable Lot Sq. Ft.</u>	<u>Building Sq. Ft.</u>	<u>Tax Class</u>	<u>FY 2011-12 Expected Maximum Special Tax</u>	<u>FY 2011-12 Special Tax Levy</u>	<u>FY 2010-11 Special Tax Levy</u>
266-652-011-7	31361	62	1	11/9/06	13,068	3,310	4	\$3,068.00	\$2,143.80	\$2,522.12
266-652-012-8	31361	63	1	11/9/06	14,810	4,025	1	\$3,536.00	\$2,470.82	\$2,906.84
266-652-013-9	31361	64	1	11/9/06	14,810	3,712	2	\$3,386.00	\$2,366.00	\$2,783.54
266-652-014-0	31361	65	1	11/9/06	10,890	3,310	4	\$3,068.00	\$2,143.80	\$2,522.12
266-652-015-1	31361	74	1	4/17/07	14,375	4,025	1	\$3,536.00	\$2,470.82	\$2,906.84
266-652-016-2	31361	75	1	4/17/07	14,375	3,310	4	\$3,068.00	\$2,143.80	\$2,522.12
266-652-017-3	31361	76	1	4/17/07	15,682	4,025	1	\$3,536.00	\$2,470.82	\$2,906.84
266-652-018-4	31361	77	1	4/17/07	12,197	3,310	4	\$3,068.00	\$2,143.80	\$2,522.12
Totals:			498		4,931,428	1,668,272		\$1,546,432.00	\$1,080,587.32	\$1,271,278.82

J:\CLIENTS\RUSD\ADMIN\2011_2012\CFD15\IA1\Database\cfd15ia1 tax roll.rpt
6/6/2011

**Community Facilities District No. 15, Improvement Area No. 2
Riverside Unified School District**

Fiscal Year 2011-2012 Special Tax Levy

<u>Assessor's Parcel Number</u>	<u>Tract</u>	<u>Lot</u>	<u>Number of Units</u>	<u>Permit Date</u>	<u>Taxable Lot Sq. Ft.</u>	<u>Building Sq. Ft.</u>	<u>Tax Class</u>	<u>FY 2011-12 Expected Maximum Special Tax</u>	<u>FY 2011-12 Special Tax Levy</u>	<u>FY 2010-11 Special Tax Levy</u>
266-570-001-5	31237	1	1	10/21/05	10,454	2,873	4	\$3,484.00	\$2,978.82	\$3,309.80
266-570-002-6	31237	2	1	10/21/05	7,841	2,185	6	\$3,247.00	\$2,776.20	\$3,084.66
266-570-003-7	31237	3	1	10/21/05	6,970	3,206	3	\$3,665.00	\$3,133.58	\$3,481.76
266-570-004-8	31237	4	1	10/21/05	6,970	2,710	5	\$3,405.00	\$2,911.28	\$3,234.76
266-570-005-9	31237	5	1	10/21/05	6,970	2,185	6	\$3,247.00	\$2,776.20	\$3,084.66
266-570-006-0	31237	6	1	10/21/05	6,970	3,206	3	\$3,665.00	\$3,133.58	\$3,481.76
266-570-007-1	31237	7	1	10/21/05	6,970	2,710	5	\$3,405.00	\$2,911.28	\$3,234.76
266-570-008-2	31237	8	1	10/21/05	6,970	2,873	4	\$3,484.00	\$2,978.82	\$3,309.80
266-570-009-3	31237	9	1	10/21/05	6,970	3,206	3	\$3,665.00	\$3,133.58	\$3,481.76
266-570-010-3	31237	10	1	10/21/05	6,970	2,710	5	\$3,405.00	\$2,911.28	\$3,234.76
266-570-011-4	31237	11	1	10/21/05	6,970	2,185	6	\$3,247.00	\$2,776.20	\$3,084.66
266-570-012-5	31237	12	1	10/21/05	6,970	2,873	4	\$3,484.00	\$2,978.82	\$3,309.80
266-570-013-6	31237	13	1	10/21/05	6,970	3,206	3	\$3,665.00	\$3,133.58	\$3,481.76
266-570-014-7	31237	14	1	10/21/05	6,970	2,710	5	\$3,405.00	\$2,911.28	\$3,234.76
266-570-015-8	31237	15	1	10/21/05	6,970	2,873	4	\$3,484.00	\$2,978.82	\$3,309.80
266-570-016-9	31237	16	1	10/21/05	7,405	2,185	6	\$3,247.00	\$2,776.20	\$3,084.66
266-570-017-0	31237	17	1	10/21/05	10,019	2,873	4	\$3,484.00	\$2,978.82	\$3,309.80
266-570-018-1	31237	18	1	10/21/05	12,632	3,206	3	\$3,665.00	\$3,133.58	\$3,481.76
266-570-019-2	31237	19	1	10/21/05	7,405	2,185	6	\$3,247.00	\$2,776.20	\$3,084.66
266-570-020-2	31237	20	1	10/21/05	7,405	2,873	4	\$3,484.00	\$2,978.82	\$3,309.80
266-570-021-3	31237	21	1	10/21/05	7,405	3,206	3	\$3,665.00	\$3,133.58	\$3,481.76
266-570-022-4	31237	22	1	10/21/05	7,405	2,873	4	\$3,484.00	\$2,978.82	\$3,309.80
266-570-023-5	31237	23	1	10/21/05	7,405	2,710	5	\$3,405.00	\$2,911.28	\$3,234.76
266-570-024-6	31237	24	1	10/21/05	7,405	2,185	6	\$3,247.00	\$2,776.20	\$3,084.66
266-570-025-7	31237	25	1	10/21/05	8,276	3,206	3	\$3,665.00	\$3,133.58	\$3,481.76
266-571-001-8	31237	26	1	10/21/05	8,276	3,206	3	\$3,665.00	\$3,133.58	\$3,481.76
266-571-002-9	31237	27	1	10/21/05	6,970	2,873	4	\$3,484.00	\$2,978.82	\$3,309.80
266-571-003-0	31237	28	1	10/21/05	6,970	2,710	5	\$3,405.00	\$2,911.28	\$3,234.76
266-571-004-1	31237	29	1	10/21/05	6,970	3,206	3	\$3,665.00	\$3,133.58	\$3,481.76
266-571-005-2	31237	30	1	10/21/05	7,405	2,185	6	\$3,247.00	\$2,776.20	\$3,084.66
266-571-006-3	31237	31	1	10/21/05	7,841	2,873	4	\$3,484.00	\$2,978.82	\$3,309.80
266-571-007-4	31237	32	1	10/21/05	7,405	2,710	5	\$3,405.00	\$2,911.28	\$3,234.76
266-571-008-5	31237	33	1	10/21/05	7,405	3,206	3	\$3,665.00	\$3,133.58	\$3,481.76
266-571-009-6	31237	34	1	10/21/05	7,405	2,873	4	\$3,484.00	\$2,978.82	\$3,309.80
266-571-010-6	31237	35	1	10/21/05	7,405	2,710	5	\$3,405.00	\$2,911.28	\$3,234.76
266-571-011-7	31237	36	1	10/21/05	7,405	3,206	3	\$3,665.00	\$3,133.58	\$3,481.76
266-571-012-8	31237	37	1	10/21/05	7,405	2,873	4	\$3,484.00	\$2,978.82	\$3,309.80
266-571-013-9	31237	38	1	10/21/05	7,405	2,710	5	\$3,405.00	\$2,911.28	\$3,234.76

**Community Facilities District No. 15, Improvement Area No. 2
Riverside Unified School District**

Fiscal Year 2011-2012 Special Tax Levy

<u>Assessor's Parcel Number</u>	<u>Tract</u>	<u>Lot</u>	<u>Number of Units</u>	<u>Permit Date</u>	<u>Taxable Lot Sq. Ft.</u>	<u>Building Sq. Ft.</u>	<u>Tax Class</u>	<u>FY 2011-12 Expected Maximum Special Tax</u>	<u>FY 2011-12 Special Tax Levy</u>	<u>FY 2010-11 Special Tax Levy</u>
266-571-014-0	31237	39	1	10/21/05	7,405	3,206	3	\$3,665.00	\$3,133.58	\$3,481.76
266-571-015-1	31237	40	1	10/21/05	7,405	2,873	4	\$3,484.00	\$2,978.82	\$3,309.80
266-571-016-2	31237	41	1	10/21/05	7,405	2,710	5	\$3,405.00	\$2,911.28	\$3,234.76
266-571-017-3	31237	42	1	10/21/05	7,405	3,206	3	\$3,665.00	\$3,133.58	\$3,481.76
266-571-018-4	31237	43	1	10/21/05	7,405	2,873	4	\$3,484.00	\$2,978.82	\$3,309.80
266-571-019-5	31237	44	1	10/21/05	7,405	2,710	5	\$3,405.00	\$2,911.28	\$3,234.76
266-571-020-5	31237	45	1	10/21/05	8,276	2,873	4	\$3,484.00	\$2,978.82	\$3,309.80
266-571-021-6	31237	46	1	10/21/05	10,019	2,873	4	\$3,484.00	\$2,978.82	\$3,309.80
266-571-022-7	31237	47	1	10/21/05	8,276	2,710	5	\$3,405.00	\$2,911.28	\$3,234.76
266-571-023-8	31237	48	1	10/21/05	7,841	3,206	3	\$3,665.00	\$3,133.58	\$3,481.76
266-571-024-9	31237	49	1	10/21/05	7,841	2,710	5	\$3,405.00	\$2,911.28	\$3,234.76
266-571-025-0	31237	50	1	10/21/05	8,712	2,873	4	\$3,484.00	\$2,978.82	\$3,309.80
266-571-026-1	31237	51	1	10/21/05	8,276	2,710	5	\$3,405.00	\$2,911.28	\$3,234.76
266-571-027-2	31237	52	1	10/21/05	7,841	2,873	4	\$3,484.00	\$2,978.82	\$3,309.80
266-571-028-3	31237	53	1	10/21/05	8,712	1,841	6	\$3,247.00	\$2,776.20	\$3,084.66
266-571-029-4	31237	54	1	10/21/05	12,632	2,185	6	\$3,247.00	\$2,776.20	\$3,084.66
266-571-030-4	31237	55	1	10/21/05	10,019	1,841	6	\$3,247.00	\$2,776.20	\$3,084.66
266-571-031-5	31237	56	1	10/21/05	12,197	3,206	3	\$3,665.00	\$3,133.58	\$3,481.76
266-571-032-6	31237	57	1	10/21/05	7,405	2,185	6	\$3,247.00	\$2,776.20	\$3,084.66
266-571-033-7	31237	58	1	10/21/05	6,970	3,206	3	\$3,665.00	\$3,133.58	\$3,481.76
266-571-034-8	31237	59	1	10/21/05	7,841	2,873	4	\$3,484.00	\$2,978.82	\$3,309.80
266-571-035-9	31237	60	1	10/21/05	7,841	2,710	5	\$3,405.00	\$2,911.28	\$3,234.76
266-571-036-0	31237	61	1	10/21/05	6,970	3,206	3	\$3,665.00	\$3,133.58	\$3,481.76
266-571-037-1	31237	62	1	10/21/05	7,405	1,841	6	\$3,247.00	\$2,776.20	\$3,084.66
266-571-038-2	31237	63	1	10/21/05	12,632	2,873	4	\$3,484.00	\$2,978.82	\$3,309.80
266-571-039-3	31237	64	1	10/21/05	10,019	2,185	6	\$3,247.00	\$2,776.20	\$3,084.66
266-571-040-3	31237	65	1	10/21/05	12,632	3,206	3	\$3,665.00	\$3,133.58	\$3,481.76
266-571-041-4	31237	66	1	10/21/05	7,405	2,185	6	\$3,247.00	\$2,776.20	\$3,084.66
266-571-042-5	31237	67	1	10/21/05	6,970	2,185	6	\$3,247.00	\$2,776.20	\$3,084.66
266-571-043-6	31237	68	1	10/21/05	7,841	3,206	3	\$3,665.00	\$3,133.58	\$3,481.76
266-571-044-7	31237	69	1	10/21/05	7,841	2,873	4	\$3,484.00	\$2,978.82	\$3,309.80
266-571-045-8	31237	70	1	10/21/05	6,970	3,206	3	\$3,665.00	\$3,133.58	\$3,481.76
266-571-046-9	31237	71	1	10/21/05	7,405	1,841	6	\$3,247.00	\$2,776.20	\$3,084.66
266-571-047-0	31237	72	1	10/21/05	12,197	2,873	4	\$3,484.00	\$2,978.82	\$3,309.80
266-571-048-1	31237	73	1	10/21/05	10,890	2,185	6	\$3,247.00	\$2,776.20	\$3,084.66
266-571-049-2	31237	74	1	10/21/05	11,761	3,206	3	\$3,665.00	\$3,133.58	\$3,481.76
266-571-050-2	31237	75	1	10/21/05	7,405	2,185	6	\$3,247.00	\$2,776.20	\$3,084.66
266-571-051-3	31237	76	1	10/21/05	6,970	2,873	4	\$3,484.00	\$2,978.82	\$3,309.80

**Community Facilities District No. 15, Improvement Area No. 2
Riverside Unified School District**

Fiscal Year 2011-2012 Special Tax Levy

<u>Assessor's Parcel Number</u>	<u>Tract</u>	<u>Lot</u>	<u>Number of Units</u>	<u>Permit Date</u>	<u>Taxable Lot Sq. Ft.</u>	<u>Building Sq. Ft.</u>	<u>Tax Class</u>	<u>FY 2011-12 Expected Maximum Special Tax</u>	<u>FY 2011-12 Special Tax Levy</u>	<u>FY 2010-11 Special Tax Levy</u>
266-571-052-4	31237	77	1	10/21/05	7,841	3,206	3	\$3,665.00	\$3,133.58	\$3,481.76
266-580-001-6	31237	78	1	10/21/05	10,890	3,206	3	\$3,665.00	\$3,133.58	\$3,481.76
266-580-002-7	31237	79	1	10/21/05	9,148	2,873	4	\$3,484.00	\$2,978.82	\$3,309.80
266-580-003-8	31237	80	1	10/21/05	9,148	2,710	5	\$3,405.00	\$2,911.28	\$3,234.76
266-580-004-9	31237	81	1	10/21/05	9,148	3,206	3	\$3,665.00	\$3,133.58	\$3,481.76
266-580-005-0	31237	82	1	10/21/05	914,760	2,873	4	\$3,484.00	\$2,978.82	\$3,309.80
266-580-006-1	31237	83	1	10/21/05	9,148	2,710	5	\$3,405.00	\$2,911.28	\$3,234.76
266-580-007-2	31237	84	1	10/21/05	9,148	3,206	3	\$3,665.00	\$3,133.58	\$3,481.76
266-580-008-3	31237	85	1	10/21/05	9,148	2,873	4	\$3,484.00	\$2,978.82	\$3,309.80
266-580-009-4	31237	86	1	10/21/05	9,148	2,710	5	\$3,405.00	\$2,911.28	\$3,234.76
266-580-010-4	31237	87	1	10/21/05	9,148	3,206	3	\$3,665.00	\$3,133.58	\$3,481.76
266-580-011-5	31237	88	1	10/21/05	9,148	2,873	4	\$3,484.00	\$2,978.82	\$3,309.80
266-580-012-6	31237	89	1	10/21/05	9,148	2,710	5	\$3,405.00	\$2,911.28	\$3,234.76
266-580-013-7	31237	90	1	10/21/05	9,148	3,206	3	\$3,665.00	\$3,133.58	\$3,481.76
266-580-014-8	31237	91	1	10/21/05	9,148	2,873	4	\$3,484.00	\$2,978.82	\$3,309.80
266-580-015-9	31237	92	1	7/6/06	8,712	2,710	5	\$3,405.00	\$2,911.28	\$3,234.76
266-580-016-0	31237	93	1	7/6/06	8,712	2,873	4	\$3,484.00	\$2,978.82	\$3,309.80
266-580-017-1	31237	94	1	7/12/06	8,712	3,206	3	\$3,665.00	\$3,133.58	\$3,481.76
266-580-018-2	31237	95	1	7/6/06	8,712	2,873	4	\$3,484.00	\$2,978.82	\$3,309.80
266-580-019-3	31237	96	1	7/12/06	10,890	3,206	3	\$3,665.00	\$3,133.58	\$3,481.76
266-580-020-3	31237	97	1	7/21/06	10,890	2,873	4	\$3,484.00	\$2,978.82	\$3,309.80
266-580-021-4	31237	98	1	7/10/06	9,583	2,185	6	\$3,247.00	\$2,776.20	\$3,084.66
266-580-022-5	31237	99	1	7/20/06	16,117	3,206	3	\$3,665.00	\$3,133.58	\$3,481.76
266-580-023-6	31237	100	1	7/19/06	14,810	2,185	6	\$3,247.00	\$2,776.20	\$3,084.66
266-580-024-7	31237	101	1	7/20/06	14,810	2,873	4	\$3,484.00	\$2,978.82	\$3,309.80
266-580-025-8	31237	102	1	7/19/06	8,276	1,841	6	\$3,247.00	\$2,776.20	\$3,084.66
266-580-026-9	31237	103	1	7/10/06	8,712	3,206	3	\$3,665.00	\$3,133.58	\$3,481.76
266-580-027-0	31237	104	1	8/8/06	8,712	2,873	4	\$3,484.00	\$2,978.82	\$3,309.80
266-580-028-1	31237	105	1	8/2/06	9,148	2,185	6	\$3,247.00	\$2,776.20	\$3,084.66
266-580-029-2	31237	106	1	7/24/06	14,810	3,206	3	\$3,665.00	\$3,133.58	\$3,481.76
266-580-030-2	31237	107	1	8/2/06	12,197	2,185	6	\$3,247.00	\$2,776.20	\$3,084.66
266-580-031-3	31237	108	1	7/27/06	15,682	2,873	4	\$3,484.00	\$2,978.82	\$3,309.80
266-580-032-4	31237	109	1	7/27/06	9,148	1,841	6	\$3,247.00	\$2,776.20	\$3,084.66
266-580-033-5	31237	110	1	7/27/06	8,712	3,206	3	\$3,665.00	\$3,133.58	\$3,481.76
266-580-034-6	31237	111	1	8/21/06	8,712	2,873	4	\$3,484.00	\$2,978.82	\$3,309.80
266-580-035-7	31237	112	1	8/18/06	8,712	2,185	6	\$3,247.00	\$2,776.20	\$3,084.66
266-580-036-8	31237	113	1	8/18/06	13,939	3,206	3	\$3,665.00	\$3,133.58	\$3,481.76
266-580-037-9	31237	114	1	8/18/06	12,197	2,185	6	\$3,247.00	\$2,776.20	\$3,084.66

**Community Facilities District No. 15, Improvement Area No. 2
Riverside Unified School District**

Fiscal Year 2011-2012 Special Tax Levy

<u>Assessor's Parcel Number</u>	<u>Tract</u>	<u>Lot</u>	<u>Number of Units</u>	<u>Permit Date</u>	<u>Taxable Lot Sq. Ft.</u>	<u>Building Sq. Ft.</u>	<u>Tax Class</u>	<u>FY 2011-12 Expected Maximum Special Tax</u>	<u>FY 2011-12 Special Tax Levy</u>	<u>FY 2010-11 Special Tax Levy</u>
266-580-038-0	31237	115	1	8/22/06	14,375	2,873	4	\$3,484.00	\$2,978.82	\$3,309.80
266-580-039-1	31237	116	1	8/21/06	9,148	1,841	6	\$3,247.00	\$2,776.20	\$3,084.66
266-580-040-1	31237	117	1	8/24/06	9,583	3,206	3	\$3,665.00	\$3,133.58	\$3,481.76
266-580-041-2	31237	118	1	9/8/06	9,583	2,873	4	\$3,484.00	\$2,978.82	\$3,309.80
266-580-042-3	31237	119	1	9/8/06	9,148	2,185	6	\$3,247.00	\$2,776.20	\$3,084.66
266-580-043-4	31237	120	1	9/8/06	14,375	3,206	3	\$3,665.00	\$3,133.58	\$3,481.76
266-580-044-5	31237	121	1	9/8/06	13,068	2,710	5	\$3,405.00	\$2,911.28	\$3,234.76
266-580-045-6	31237	122	1	9/8/06	13,939	2,873	4	\$3,484.00	\$2,978.82	\$3,309.80
266-580-046-7	31237	123	1	9/8/06	9,148	1,841	6	\$3,247.00	\$2,776.20	\$3,084.66
266-580-047-8	31237	124	1	9/15/06	9,583	3,206	3	\$3,665.00	\$3,133.58	\$3,481.76
266-581-001-9	31237	125	1	9/20/06	9,583	2,710	5	\$3,405.00	\$2,911.28	\$3,234.76
266-581-002-0	31237	126	1	9/15/06	9,148	3,206	3	\$3,665.00	\$3,133.58	\$3,481.76
266-581-003-1	31237	127	1	9/15/06	9,148	2,873	4	\$3,484.00	\$2,978.82	\$3,309.80
266-581-004-2	31237	128	1	9/15/06	9,148	2,710	5	\$3,405.00	\$2,911.28	\$3,234.76
266-581-005-3	31237	129	1	8/23/06	9,583	3,206	3	\$3,665.00	\$3,133.58	\$3,481.76
266-581-006-4	31237	130	1	8/25/06	9,583	2,873	4	\$3,484.00	\$2,978.82	\$3,309.80
266-581-007-5	31237	131	1	8/25/06	9,583	2,710	5	\$3,405.00	\$2,911.28	\$3,234.76
266-581-008-6	31237	132	1	7/21/06	9,583	2,185	6	\$3,247.00	\$2,776.20	\$3,084.66
266-581-009-7	31237	133	1	7/21/06	9,583	3,206	3	\$3,665.00	\$3,133.58	\$3,481.76
266-581-010-7	31237	134	1	7/21/06	9,583	2,873	4	\$3,484.00	\$2,978.82	\$3,309.80
266-581-011-8	31237	135	1	7/21/06	9,583	2,710	5	\$3,405.00	\$2,911.28	\$3,234.76
266-581-012-9	31237	136	1	7/21/06	9,583	3,206	3	\$3,665.00	\$3,133.58	\$3,481.76
266-581-013-0	31237	137	1	7/10/06	9,583	2,873	4	\$3,484.00	\$2,978.82	\$3,309.80
266-581-014-1	31237	138	1	7/10/06	9,583	2,710	5	\$3,405.00	\$2,911.28	\$3,234.76
266-581-015-2	31237	139	1	7/10/06	10,890	3,206	3	\$3,665.00	\$3,133.58	\$3,481.76
266-581-016-3	31237	140	1	7/10/06	11,761	2,873	4	\$3,484.00	\$2,978.82	\$3,309.80
266-590-001-7	31238	18	1	10/19/05	9,583	3,258	3	\$3,665.00	\$3,133.58	\$3,481.76
266-590-002-8	31238	19	1	10/19/05	9,583	2,648	5	\$3,405.00	\$2,911.28	\$3,234.76
266-590-003-9	31238	20	1	10/19/05	9,148	3,242	3	\$3,665.00	\$3,133.58	\$3,481.76
266-590-004-0	31238	21	1	10/19/05	9,148	3,258	3	\$3,665.00	\$3,133.58	\$3,481.76
266-590-005-1	31238	22	1	10/19/05	9,148	3,242	3	\$3,665.00	\$3,133.58	\$3,481.76
266-590-006-2	31238	23	1	10/19/05	9,148	2,648	5	\$3,405.00	\$2,911.28	\$3,234.76
266-590-007-3	31238	24	1	10/19/05	10,890	3,258	3	\$3,665.00	\$3,133.58	\$3,481.76
266-590-008-4	31238	25	1	10/19/05	16,553	4,063	1	\$4,289.00	\$3,667.10	\$4,074.56
266-590-009-5	31238	26	1	10/19/05	9,148	2,648	5	\$3,405.00	\$2,911.28	\$3,234.76
266-590-010-5	31238	27	1	10/19/05	9,148	3,258	3	\$3,665.00	\$3,133.58	\$3,481.76
266-590-011-6	31238	28	1	10/19/05	9,148	2,648	5	\$3,405.00	\$2,911.28	\$3,234.76
266-590-012-7	31238	29	1	10/19/05	9,148	3,258	3	\$3,665.00	\$3,133.58	\$3,481.76

**Community Facilities District No. 15, Improvement Area No. 2
Riverside Unified School District**

Fiscal Year 2011-2012 Special Tax Levy

<u>Assessor's Parcel Number</u>	<u>Tract</u>	<u>Lot</u>	<u>Number of Units</u>	<u>Permit Date</u>	<u>Taxable Lot Sq. Ft.</u>	<u>Building Sq. Ft.</u>	<u>Tax Class</u>	<u>FY 2011-12 Expected Maximum Special Tax</u>	<u>FY 2011-12 Special Tax Levy</u>	<u>FY 2010-11 Special Tax Levy</u>
266-590-013-8	31238	30	1	10/19/05	9,148	2,648	5	\$3,405.00	\$2,911.28	\$3,234.76
266-590-014-9	31238	153	0		0	0	EX	\$0.00	\$0.00	\$0.00
266-591-001-0	31238	31	1	10/19/05	9,583	3,242	3	\$3,665.00	\$3,133.58	\$3,481.76
266-591-002-1	31238	32	1	10/19/05	8,712	2,916	4	\$3,484.00	\$2,978.82	\$3,309.80
266-591-003-2	31238	33	1	10/19/05	8,712	3,258	3	\$3,665.00	\$3,133.58	\$3,481.76
266-591-004-3	31238	34	1	10/19/05	8,276	2,648	5	\$3,405.00	\$2,911.28	\$3,234.76
266-591-005-4	31238	35	1	10/19/05	8,276	3,242	3	\$3,665.00	\$3,133.58	\$3,481.76
266-591-006-5	31238	36	1	10/19/05	9,583	3,258	3	\$3,665.00	\$3,133.58	\$3,481.76
266-591-007-6	31238	37	1	10/19/05	9,148	2,916	4	\$3,484.00	\$2,978.82	\$3,309.80
266-591-008-7	31238	38	1	10/19/05	9,148	3,242	3	\$3,665.00	\$3,133.58	\$3,481.76
266-591-009-8	31238	39	1	10/19/05	10,019	3,258	3	\$3,665.00	\$3,133.58	\$3,481.76
266-591-010-8	31238	40	1	10/19/05	9,148	3,242	3	\$3,665.00	\$3,133.58	\$3,481.76
266-591-011-9	31238	41	1	10/19/05	8,712	2,916	4	\$3,484.00	\$2,978.82	\$3,309.80
266-591-012-0	31238	42	1	10/19/05	10,019	3,258	3	\$3,665.00	\$3,133.58	\$3,481.76
266-591-013-1	31238	43	1	10/19/05	13,504	3,360	3	\$3,665.00	\$3,133.58	\$3,481.76
266-591-014-2	31238	44	1	10/19/05	15,682	4,063	1	\$4,289.00	\$3,667.10	\$4,074.56
266-591-015-3	31238	45	1	10/19/05	12,197	3,242	3	\$3,665.00	\$3,133.58	\$3,481.76
266-591-016-4	31238	46	1	10/19/05	10,890	3,360	3	\$3,665.00	\$3,133.58	\$3,481.76
266-591-017-5	31238	47	1	10/19/05	10,890	4,063	1	\$4,289.00	\$3,667.10	\$4,074.56
266-591-018-6	31238	48	1	10/19/05	12,197	3,360	3	\$3,665.00	\$3,133.58	\$3,481.76
266-600-001-7	31238	2	1	1/13/06	8,712	2,648	5	\$3,405.00	\$2,911.28	\$3,234.76
266-600-002-8	31238	3	1	1/13/06	8,712	3,242	3	\$3,665.00	\$3,133.58	\$3,481.76
266-600-003-9	31238	4	1	1/13/06	8,712	3,258	3	\$3,665.00	\$3,133.58	\$3,481.76
266-600-004-0	31238	5	1	1/13/06	8,712	2,648	5	\$3,405.00	\$2,911.28	\$3,234.76
266-600-005-1	31238	6	1	1/13/06	8,712	3,242	3	\$3,665.00	\$3,133.58	\$3,481.76
266-600-006-2	31238	7	1	12/16/05	8,712	2,916	4	\$3,484.00	\$2,978.82	\$3,309.80
266-600-007-3	31238	8	1	12/16/05	8,712	2,648	5	\$3,405.00	\$2,911.28	\$3,234.76
266-600-008-4	31238	9	1	12/16/05	13,068	3,360	3	\$3,665.00	\$3,133.58	\$3,481.76
266-600-009-5	31238	10	1	12/16/05	12,197	4,063	1	\$4,289.00	\$3,667.10	\$4,074.56
266-600-010-5	31238	11	1	12/16/05	9,583	3,258	3	\$3,665.00	\$3,133.58	\$3,481.76
266-600-011-6	31238	12	1	12/16/05	10,019	3,242	3	\$3,665.00	\$3,133.58	\$3,481.76
266-600-012-7	31238	13	1	12/16/05	9,583	4,063	1	\$4,289.00	\$3,667.10	\$4,074.56
266-600-013-8	31238	14	1	12/16/05	9,583	2,916	4	\$3,484.00	\$2,978.82	\$3,309.80
266-600-014-9	31238	15	1	12/16/05	10,454	3,360	3	\$3,665.00	\$3,133.58	\$3,481.76
266-600-015-0	31238	16	1	12/16/05	11,326	4,063	1	\$4,289.00	\$3,667.10	\$4,074.56
266-600-016-1	31238	17	1	12/16/05	10,019	3,242	3	\$3,665.00	\$3,133.58	\$3,481.76
266-601-001-0	31238	49	1	10/19/05	14,810	4,063	1	\$4,289.00	\$3,667.10	\$4,074.56
266-601-002-1	31238	50	1	10/19/05	10,019	3,258	3	\$3,665.00	\$3,133.58	\$3,481.76

**Community Facilities District No. 15, Improvement Area No. 2
Riverside Unified School District**

Fiscal Year 2011-2012 Special Tax Levy

<u>Assessor's Parcel Number</u>	<u>Tract</u>	<u>Lot</u>	<u>Number of Units</u>	<u>Permit Date</u>	<u>Taxable Lot Sq. Ft.</u>	<u>Building Sq. Ft.</u>	<u>Tax Class</u>	<u>FY 2011-12 Expected Maximum Special Tax</u>	<u>FY 2011-12 Special Tax Levy</u>	<u>FY 2010-11 Special Tax Levy</u>
266-601-003-2	31238	51	1	10/19/05	10,019	3,808	1	\$4,289.00	\$3,667.10	\$4,074.56
266-601-004-3	31238	52	1	10/19/05	8,712	3,258	3	\$3,665.00	\$3,133.58	\$3,481.76
266-601-005-4	31238	53	1	10/19/05	8,712	3,258	3	\$3,665.00	\$3,133.58	\$3,481.76
266-601-006-5	31238	54	1	10/21/05	8,712	3,242	3	\$3,665.00	\$3,133.58	\$3,481.76
266-601-007-6	31238	55	1	10/21/05	8,712	3,258	3	\$3,665.00	\$3,133.58	\$3,481.76
266-602-001-3	31238	56	1	10/21/05	9,583	3,242	3	\$3,665.00	\$3,133.58	\$3,481.76
266-602-002-4	31238	57	1	10/21/05	9,583	3,568	2	\$4,194.00	\$3,585.88	\$3,984.30
266-602-003-5	31238	58	1	10/21/05	9,583	3,808	1	\$4,289.00	\$3,667.10	\$4,074.56
266-602-004-6	31238	59	1	10/21/05	11,326	3,568	2	\$4,194.00	\$3,585.88	\$3,984.30
266-602-005-7	31238	60	1	10/21/05	10,890	3,931	1	\$4,289.00	\$3,667.10	\$4,074.56
266-602-006-8	31238	61	1	10/21/05	12,197	3,568	2	\$4,194.00	\$3,585.88	\$3,984.30
266-602-007-9	31238	64	1	10/21/05	16,988	3,258	3	\$3,665.00	\$3,133.58	\$3,481.76
266-602-008-0	31238	65	1	10/21/05	9,583	3,808	1	\$4,289.00	\$3,667.10	\$4,074.56
266-602-009-1	31238	66	1	10/21/05	9,583	3,568	2	\$4,194.00	\$3,585.88	\$3,984.30
266-602-010-1	31238	67	1	10/21/05	9,583	3,808	1	\$4,289.00	\$3,667.10	\$4,074.56
266-602-011-2	31238	68	1	10/21/05	11,326	3,981	1	\$4,289.00	\$3,667.10	\$4,074.56
266-602-012-3	31238	69	1	10/21/05	11,326	3,258	3	\$3,665.00	\$3,133.58	\$3,481.76
266-602-013-4	31238	70	1	10/21/05	9,583	3,808	1	\$4,289.00	\$3,667.10	\$4,074.56
266-602-014-5	31238	71	1	10/21/05	9,583	3,568	2	\$4,194.00	\$3,585.88	\$3,984.30
266-602-015-6	31238	72	1	10/21/05	9,583	3,931	1	\$4,289.00	\$3,667.10	\$4,074.56
266-602-016-7	31238	73	1	10/21/05	9,583	3,568	2	\$4,194.00	\$3,585.88	\$3,984.30
266-602-017-8	31238	74	1	10/21/05	10,890	3,931	1	\$4,289.00	\$3,667.10	\$4,074.56
266-602-018-9	31238	149	1	3/22/06	10,454	3,242	3	\$3,665.00	\$3,133.58	\$3,481.76
266-602-019-0	31238	150	1	3/22/06	10,454	3,808	1	\$4,289.00	\$3,667.10	\$4,074.56
266-602-020-0	31238	151	1	3/22/06	8,712	3,258	3	\$3,665.00	\$3,133.58	\$3,481.76
266-602-021-1	31238	152	1	3/22/06	8,712	3,242	3	\$3,665.00	\$3,133.58	\$3,481.76
266-603-001-6	31238	77	1	10/21/05	10,454	3,808	1	\$4,289.00	\$3,667.10	\$4,074.56
266-603-002-7	31238	78	1	10/21/05	8,712	3,258	3	\$3,665.00	\$3,133.58	\$3,481.76
266-603-003-8	31238	79	1	10/21/05	8,712	3,242	3	\$3,665.00	\$3,133.58	\$3,481.76
266-603-004-9	31238	80	1	10/21/05	8,712	3,808	1	\$4,289.00	\$3,667.10	\$4,074.56
266-603-005-0	31238	81	1	10/21/05	8,712	3,242	3	\$3,665.00	\$3,133.58	\$3,481.76
266-603-006-1	31238	82	1	10/21/05	9,148	3,808	1	\$4,289.00	\$3,667.10	\$4,074.56
266-603-007-2	31238	83	1	10/21/05	10,454	3,931	1	\$4,289.00	\$3,667.10	\$4,074.56
266-603-008-3	31238	84	1	12/16/05	8,712	3,258	3	\$3,665.00	\$3,133.58	\$3,481.76
266-603-009-4	31238	85	1	12/16/05	8,712	2,648	5	\$3,405.00	\$2,911.28	\$3,234.76
266-603-010-4	31238	86	1	12/16/05	8,712	3,242	3	\$3,665.00	\$3,133.58	\$3,481.76
266-603-011-5	31238	87	1	12/16/05	8,712	3,258	3	\$3,665.00	\$3,133.58	\$3,481.76
266-603-012-6	31238	88	1	12/16/05	8,712	3,242	3	\$3,665.00	\$3,133.58	\$3,481.76

**Community Facilities District No. 15, Improvement Area No. 2
Riverside Unified School District**

Fiscal Year 2011-2012 Special Tax Levy

<u>Assessor's Parcel Number</u>	<u>Tract</u>	<u>Lot</u>	<u>Number of Units</u>	<u>Permit Date</u>	<u>Taxable Lot Sq. Ft.</u>	<u>Building Sq. Ft.</u>	<u>Tax Class</u>	<u>FY 2011-12 Expected Maximum Special Tax</u>	<u>FY 2011-12 Special Tax Levy</u>	<u>FY 2010-11 Special Tax Levy</u>
266-603-013-7	31238	89	1	12/16/05	8,712	2,648	5	\$3,405.00	\$2,911.28	\$3,234.76
266-603-014-8	31238	90	1	12/16/05	11,761	2,648	5	\$3,405.00	\$2,911.28	\$3,234.76
266-603-015-9	31238	93	1	12/16/05	10,890	2,648	5	\$3,405.00	\$2,911.28	\$3,234.76
266-603-016-0	31238	94	1	12/16/05	8,712	3,242	3	\$3,665.00	\$3,133.58	\$3,481.76
266-603-017-1	31238	95	1	12/16/05	8,712	3,258	3	\$3,665.00	\$3,133.58	\$3,481.76
266-603-018-2	31238	96	1	12/16/05	8,712	3,242	3	\$3,665.00	\$3,133.58	\$3,481.76
266-603-019-3	31238	97	1	12/16/05	8,712	2,916	4	\$3,484.00	\$2,978.82	\$3,309.80
266-603-020-3	31238	98	1	12/16/05	8,712	3,258	3	\$3,665.00	\$3,133.58	\$3,481.76
266-603-021-4	31238	99	1	12/16/05	8,712	3,242	3	\$3,665.00	\$3,133.58	\$3,481.76
266-603-022-5	31238	100	1	12/16/05	8,712	3,258	3	\$3,665.00	\$3,133.58	\$3,481.76
266-603-023-6	31238	101	1	12/16/05	8,712	3,242	3	\$3,665.00	\$3,133.58	\$3,481.76
266-603-024-7	31238	102	1	1/13/06	8,712	2,648	5	\$3,405.00	\$2,911.28	\$3,234.76
266-603-025-8	31238	103	1	1/13/06	8,712	3,258	3	\$3,665.00	\$3,133.58	\$3,481.76
266-603-026-9	31238	104	1	1/13/06	8,712	3,242	3	\$3,665.00	\$3,133.58	\$3,481.76
266-603-027-0	31238	105	1	1/13/06	8,712	3,258	3	\$3,665.00	\$3,133.58	\$3,481.76
266-603-028-1	31238	106	1	1/13/06	10,454	2,648	5	\$3,405.00	\$2,911.28	\$3,234.76
266-610-001-8	31238	1	1	1/13/06	9,583	3,360	3	\$3,665.00	\$3,133.58	\$3,481.76
266-611-001-1	31238	76	1	10/21/05	10,890	3,568	2	\$4,194.00	\$3,585.88	\$3,984.30
266-611-002-2	31238	91	1	12/16/05	13,504	3,242	3	\$3,665.00	\$3,133.58	\$3,481.76
266-611-003-3	31238	92	1	12/16/05	12,197	3,258	3	\$3,665.00	\$3,133.58	\$3,481.76
266-611-004-4	31238	107	1	1/13/06	10,454	3,360	3	\$3,665.00	\$3,133.58	\$3,481.76
266-611-005-5	31238	108	1	3/22/06	10,890	3,808	1	\$4,289.00	\$3,667.10	\$4,074.56
266-611-006-6	31238	109	1	3/22/06	10,454	3,258	3	\$3,665.00	\$3,133.58	\$3,481.76
266-611-007-7	31238	110	1	3/22/06	10,454	3,808	1	\$4,289.00	\$3,667.10	\$4,074.56
266-611-008-8	31238	111	1	12/16/05	10,454	3,931	1	\$4,289.00	\$3,667.10	\$4,074.56
266-611-009-9	31238	112	1	12/16/05	10,454	3,568	2	\$4,194.00	\$3,585.88	\$3,984.30
266-611-010-9	31238	113	1	12/16/05	12,197	3,568	2	\$4,194.00	\$3,585.88	\$3,984.30
266-612-001-4	31238	62	1	10/21/05	21,344	3,808	1	\$4,289.00	\$3,667.10	\$4,074.56
266-612-002-5	31238	63	1	10/21/05	19,166	3,931	1	\$4,289.00	\$3,667.10	\$4,074.56
266-612-003-6	31238	75	1	10/21/05	12,197	3,808	1	\$4,289.00	\$3,667.10	\$4,074.56
266-612-004-7	31238	114	1	1/13/06	10,890	3,568	2	\$4,194.00	\$3,585.88	\$3,984.30
266-612-005-8	31238	115	1	1/13/06	10,890	3,808	1	\$4,289.00	\$3,667.10	\$4,074.56
266-612-006-9	31238	116	1	1/13/06	11,761	3,258	3	\$3,665.00	\$3,133.58	\$3,481.76
266-612-007-0	31238	117	1	1/13/06	13,939	3,568	2	\$4,194.00	\$3,585.88	\$3,984.30
266-612-008-1	31238	118	1	1/13/06	11,761	3,258	3	\$3,665.00	\$3,133.58	\$3,481.76
266-612-009-2	31238	119	1	1/13/06	16,553	3,242	3	\$3,665.00	\$3,133.58	\$3,481.76
266-612-010-2	31238	120	1	1/13/06	12,197	3,258	3	\$3,665.00	\$3,133.58	\$3,481.76
266-612-011-3	31238	121	1	1/13/06	12,632	3,568	2	\$4,194.00	\$3,585.88	\$3,984.30

**Community Facilities District No. 15, Improvement Area No. 2
Riverside Unified School District**

Fiscal Year 2011-2012 Special Tax Levy

<u>Assessor's Parcel Number</u>	<u>Tract</u>	<u>Lot</u>	<u>Number of Units</u>	<u>Permit Date</u>	<u>Taxable Lot Sq. Ft.</u>	<u>Building Sq. Ft.</u>	<u>Tax Class</u>	<u>FY 2011-12 Expected Maximum Special Tax</u>	<u>FY 2011-12 Special Tax Levy</u>	<u>FY 2010-11 Special Tax Levy</u>
266-612-012-4	31238	122	1	1/13/06	12,632	3,931	1	\$4,289.00	\$3,667.10	\$4,074.56
266-612-013-5	31238	123	1	12/16/05	12,197	3,808	1	\$4,289.00	\$3,667.10	\$4,074.56
266-612-014-6	31238	124	1	12/16/05	12,197	3,568	2	\$4,194.00	\$3,585.88	\$3,984.30
266-612-015-7	31238	125	1	12/16/05	12,197	3,931	1	\$4,289.00	\$3,667.10	\$4,074.56
266-612-016-8	31238	126	1	12/16/05	12,197	3,808	1	\$4,289.00	\$3,667.10	\$4,074.56
266-612-017-9	31238	127	1	3/22/06	12,632	3,242	3	\$3,665.00	\$3,133.58	\$3,481.76
266-612-018-0	31238	128	1	3/22/06	13,068	3,258	3	\$3,665.00	\$3,133.58	\$3,481.76
266-612-019-1	31238	129	1	3/22/06	11,761	3,242	3	\$3,665.00	\$3,133.58	\$3,481.76
266-612-020-1	31238	130	1	3/22/06	10,890	3,258	3	\$3,665.00	\$3,133.58	\$3,481.76
266-612-021-2	31238	131	1	3/22/06	13,068	3,931	1	\$4,289.00	\$3,667.10	\$4,074.56
266-612-022-3	31238	132	1	3/22/06	10,890	3,258	3	\$3,665.00	\$3,133.58	\$3,481.76
266-612-023-4	31238	133	1	10/21/05	10,890	3,931	1	\$4,289.00	\$3,667.10	\$4,074.56
266-612-024-5	31238	134	1	10/21/05	10,454	3,808	1	\$4,289.00	\$3,667.10	\$4,074.56
266-612-025-6	31238	135	1	10/21/05	10,454	3,568	2	\$4,194.00	\$3,585.88	\$3,984.30
266-612-026-7	31238	136	1	5/3/06	10,454	3,258	3	\$3,665.00	\$3,133.58	\$3,481.76
266-612-027-8	31238	137	1	5/3/06	10,454	3,808	1	\$4,289.00	\$3,667.10	\$4,074.56
266-612-028-9	31238	138	1	10/21/05	10,454	2,648	5	\$3,405.00	\$2,911.28	\$3,234.76
266-612-029-0	31238	139	1	10/21/05	10,454	3,242	3	\$3,665.00	\$3,133.58	\$3,481.76
266-612-030-0	31238	140	1	10/21/05	10,454	3,258	3	\$3,665.00	\$3,133.58	\$3,481.76
266-612-031-1	31238	141	1	10/21/05	10,454	4,063	1	\$4,289.00	\$3,667.10	\$4,074.56
266-612-032-2	31238	142	1	5/3/06	10,454	3,808	1	\$4,289.00	\$3,667.10	\$4,074.56
266-612-033-3	31238	143	1	5/3/06	10,454	3,258	3	\$3,665.00	\$3,133.58	\$3,481.76
266-612-034-4	31238	144	1	5/3/06	10,454	3,808	1	\$4,289.00	\$3,667.10	\$4,074.56
266-612-035-5	31238	145	1	3/22/06	10,454	3,242	3	\$3,665.00	\$3,133.58	\$3,481.76
266-612-036-6	31238	146	1	3/22/06	10,454	3,808	1	\$4,289.00	\$3,667.10	\$4,074.56
266-612-037-7	31238	147	1	3/22/06	10,454	3,258	3	\$3,665.00	\$3,133.58	\$3,481.76
266-612-038-8	31238	148	1	3/22/06	10,454	3,808	1	\$4,289.00	\$3,667.10	\$4,074.56
266-620-001-9	31360	1	1	3/24/06	14,375	3,613	2	\$4,194.00	\$3,585.88	\$3,984.30
266-620-002-0	31360	2	1	3/24/06	10,454	4,304	1	\$4,289.00	\$3,667.10	\$4,074.56
266-620-003-1	31360	3	1	3/24/06	10,454	2,619	5	\$3,405.00	\$2,911.28	\$3,234.76
266-620-004-2	31360	4	1	3/24/06	10,454	4,304	1	\$4,289.00	\$3,667.10	\$4,074.56
266-620-005-3	31360	5	1	3/24/06	10,890	3,613	2	\$4,194.00	\$3,585.88	\$3,984.30
266-620-006-4	31360	30	1	12/7/05	15,246	3,613	2	\$4,194.00	\$3,585.88	\$3,984.30
266-620-007-5	31360	31	1	12/7/05	13,504	2,619	5	\$3,405.00	\$2,911.28	\$3,234.76
266-620-008-6	31360	32	1	12/7/05	13,939	3,613	2	\$4,194.00	\$3,585.88	\$3,984.30
266-620-009-7	31360	33	1	12/7/05	17,424	4,304	1	\$4,289.00	\$3,667.10	\$4,074.56
266-620-010-7	31360	34	1	12/6/05	16,117	4,195	1	\$4,289.00	\$3,667.10	\$4,074.56
266-620-011-8	31360	35	1	10/21/05	12,197	3,613	2	\$4,194.00	\$3,585.88	\$3,984.30

**Community Facilities District No. 15, Improvement Area No. 2
Riverside Unified School District**

Fiscal Year 2011-2012 Special Tax Levy

<u>Assessor's Parcel Number</u>	<u>Tract</u>	<u>Lot</u>	<u>Number of Units</u>	<u>Permit Date</u>	<u>Taxable Lot Sq. Ft.</u>	<u>Building Sq. Ft.</u>	<u>Tax Class</u>	<u>FY 2011-12 Expected Maximum Special Tax</u>	<u>FY 2011-12 Special Tax Levy</u>	<u>FY 2010-11 Special Tax Levy</u>
266-620-012-9	31360	36	1	10/21/05	11,761	4,304	1	\$4,289.00	\$3,667.10	\$4,074.56
266-620-013-0	31360	37	1	10/21/05	10,890	3,613	2	\$4,194.00	\$3,585.88	\$3,984.30
266-621-001-2	31360	6	1	3/24/06	12,197	4,195	1	\$4,289.00	\$3,667.10	\$4,074.56
266-621-002-3	31360	7	1	3/24/06	12,197	4,304	1	\$4,289.00	\$3,667.10	\$4,074.56
266-621-003-4	31360	8	1	3/24/06	12,197	2,619	5	\$3,405.00	\$2,911.28	\$3,234.76
266-621-004-5	31360	9	1	3/24/06	11,761	3,613	2	\$4,194.00	\$3,585.88	\$3,984.30
266-621-005-6	31360	10	1	3/24/06	10,454	4,195	1	\$4,289.00	\$3,667.10	\$4,074.56
266-621-006-7	31360	11	1	12/21/05	13,939	4,195	1	\$4,289.00	\$3,667.10	\$4,074.56
266-621-007-8	31360	12	1	12/21/05	12,197	4,304	1	\$4,289.00	\$3,667.10	\$4,074.56
266-621-008-9	31360	13	1	12/21/05	10,890	3,613	2	\$4,194.00	\$3,585.88	\$3,984.30
266-621-009-0	31360	14	1	12/21/05	10,890	2,619	5	\$3,405.00	\$2,911.28	\$3,234.76
266-621-010-0	31360	15	1	12/21/05	10,454	3,613	2	\$4,194.00	\$3,585.88	\$3,984.30
266-621-011-1	31360	24	1	3/8/06	11,761	4,304	1	\$4,289.00	\$3,667.10	\$4,074.56
266-621-012-2	31360	25	1	3/8/06	11,326	4,195	1	\$4,289.00	\$3,667.10	\$4,074.56
266-621-013-3	31360	26	1	3/8/06	11,761	3,613	2	\$4,194.00	\$3,585.88	\$3,984.30
266-621-014-4	31360	27	1	12/7/05	18,295	4,304	1	\$4,289.00	\$3,667.10	\$4,074.56
266-621-015-5	31360	28	1	12/7/05	13,504	3,613	2	\$4,194.00	\$3,585.88	\$3,984.30
266-621-016-6	31360	29	1	12/7/05	11,761	2,619	5	\$3,405.00	\$2,911.28	\$3,234.76
266-622-001-5	31360	47	1	10/21/05	11,761	4,304	1	\$4,289.00	\$3,667.10	\$4,074.56
266-622-002-6	31360	48	1	10/21/05	12,197	2,619	5	\$3,405.00	\$2,911.28	\$3,234.76
266-622-003-7	31360	49	1	10/21/05	13,939	4,195	1	\$4,289.00	\$3,667.10	\$4,074.56
266-622-004-8	31360	50	1	12/7/05	11,326	4,304	1	\$4,289.00	\$3,667.10	\$4,074.56
266-622-005-9	31360	51	1	12/7/05	11,326	4,195	1	\$4,289.00	\$3,667.10	\$4,074.56
266-622-006-0	31360	52	1	3/8/06	12,632	3,613	2	\$4,194.00	\$3,585.88	\$3,984.30
266-622-007-1	31360	53	1	3/8/06	11,326	4,304	1	\$4,289.00	\$3,667.10	\$4,074.56
266-622-008-2	31360	54	1	3/8/06	12,632	4,195	1	\$4,289.00	\$3,667.10	\$4,074.56
266-622-009-3	31360	55	1	3/22/06	16,553	4,195	1	\$4,289.00	\$3,667.10	\$4,074.56
266-622-010-3	31360	56	1	3/22/06	22,651	4,304	1	\$4,289.00	\$3,667.10	\$4,074.56
266-623-001-8	31360	82	1	1/9/06	10,890	2,619	5	\$3,405.00	\$2,911.28	\$3,234.76
266-623-002-9	31360	83	1	12/21/05	10,890	3,613	2	\$4,194.00	\$3,585.88	\$3,984.30
266-623-003-0	31360	84	1	12/21/05	10,890	4,304	1	\$4,289.00	\$3,667.10	\$4,074.56
266-623-004-1	31360	85	1	12/21/05	10,890	3,613	2	\$4,194.00	\$3,585.88	\$3,984.30
266-623-005-2	31360	86	1	12/21/05	10,890	4,304	1	\$4,289.00	\$3,667.10	\$4,074.56
266-623-006-3	31360	87	1	12/21/05	10,890	3,613	2	\$4,194.00	\$3,585.88	\$3,984.30
266-623-007-4	31360	88	1	12/21/05	10,890	2,619	5	\$3,405.00	\$2,911.28	\$3,234.76
266-623-008-5	31360	89	1	4/28/06	10,454	2,619	5	\$3,405.00	\$2,911.28	\$3,234.76
266-623-009-6	31360	90	1	4/28/06	10,454	4,304	1	\$4,289.00	\$3,667.10	\$4,074.56
266-623-010-6	31360	91	1	4/28/06	10,454	3,613	2	\$4,194.00	\$3,585.88	\$3,984.30

**Community Facilities District No. 15, Improvement Area No. 2
Riverside Unified School District**

Fiscal Year 2011-2012 Special Tax Levy

<u>Assessor's Parcel Number</u>	<u>Tract</u>	<u>Lot</u>	<u>Number of Units</u>	<u>Permit Date</u>	<u>Taxable Lot Sq. Ft.</u>	<u>Building Sq. Ft.</u>	<u>Tax Class</u>	<u>FY 2011-12 Expected Maximum Special Tax</u>	<u>FY 2011-12 Special Tax Levy</u>	<u>FY 2010-11 Special Tax Levy</u>
266-623-011-7	31360	92	1	4/28/06	10,454	2,619	5	\$3,405.00	\$2,911.28	\$3,234.76
266-623-012-8	31360	93	1	4/28/06	10,454	4,304	1	\$4,289.00	\$3,667.10	\$4,074.56
266-623-013-9	31360	94	1	4/28/06	10,454	3,613	2	\$4,194.00	\$3,585.88	\$3,984.30
266-623-014-0	31360	95	1	4/28/06	10,454	4,304	1	\$4,289.00	\$3,667.10	\$4,074.56
266-630-001-0	31360	16	1	1/9/06	10,019	4,304	1	\$4,289.00	\$3,667.10	\$4,074.56
266-630-002-1	31360	17	1	1/9/06	10,019	2,619	5	\$3,405.00	\$2,911.28	\$3,234.76
266-630-003-2	31360	18	1	1/9/06	10,019	4,304	1	\$4,289.00	\$3,667.10	\$4,074.56
266-630-004-3	31360	19	1	1/9/06	11,761	4,195	1	\$4,289.00	\$3,667.10	\$4,074.56
266-630-005-4	31360	20	1	3/8/06	11,326	4,195	1	\$4,289.00	\$3,667.10	\$4,074.56
266-630-006-5	31360	21	1	3/8/06	11,761	3,613	2	\$4,194.00	\$3,585.88	\$3,984.30
266-630-007-6	31360	22	1	3/8/06	11,761	2,619	5	\$3,405.00	\$2,911.28	\$3,234.76
266-630-008-7	31360	23	1	3/8/06	11,761	3,613	2	\$4,194.00	\$3,585.88	\$3,984.30
266-631-001-3	31360	38	1	10/21/05	12,197	2,619	5	\$3,405.00	\$2,911.28	\$3,234.76
266-631-002-4	31360	39	1	10/21/05	10,019	3,613	2	\$4,194.00	\$3,585.88	\$3,984.30
266-632-001-6	31360	40	1	10/21/05	10,454	2,619	5	\$3,405.00	\$2,911.28	\$3,234.76
266-632-002-7	31360	41	1	10/21/05	10,890	3,613	2	\$4,194.00	\$3,585.88	\$3,984.30
266-632-003-8	31360	42	1	10/21/05	10,890	4,304	1	\$4,289.00	\$3,667.10	\$4,074.56
266-632-004-9	31360	43	1	10/21/05	12,632	4,195	1	\$4,289.00	\$3,667.10	\$4,074.56
266-632-005-0	31360	44	1	10/21/05	12,197	2,619	5	\$3,405.00	\$2,911.28	\$3,234.76
266-632-006-1	31360	45	1	10/21/05	14,810	4,195	1	\$4,289.00	\$3,667.10	\$4,074.56
266-632-007-2	31360	46	1	10/21/05	11,761	3,613	2	\$4,194.00	\$3,585.88	\$3,984.30
266-632-008-3	31360	57	1	3/22/06	13,504	3,613	2	\$4,194.00	\$3,585.88	\$3,984.30
266-632-009-4	31360	58	1	3/22/06	13,939	4,195	1	\$4,289.00	\$3,667.10	\$4,074.56
266-632-010-4	31360	59	1	3/22/06	10,454	3,613	2	\$4,194.00	\$3,585.88	\$3,984.30
266-632-011-5	31360	60	1	3/22/06	11,326	4,195	1	\$4,289.00	\$3,667.10	\$4,074.56
266-632-012-6	31360	61	1	3/22/06	12,632	3,613	2	\$4,194.00	\$3,585.88	\$3,984.30
266-632-013-7	31360	62	1	3/22/06	12,632	2,619	5	\$3,405.00	\$2,911.28	\$3,234.76
266-632-014-8	31360	63	1	4/28/06	12,632	3,613	2	\$4,194.00	\$3,585.88	\$3,984.30
266-632-015-9	31360	64	1	4/28/06	17,860	4,195	1	\$4,289.00	\$3,667.10	\$4,074.56
266-632-016-0	31360	65	1	4/28/06	14,375	2,619	5	\$3,405.00	\$2,911.28	\$3,234.76
266-632-017-1	31360	66	1	4/28/06	11,326	4,195	1	\$4,289.00	\$3,667.10	\$4,074.56
266-632-018-2	31360	67	1	4/28/06	10,454	4,304	1	\$4,289.00	\$3,667.10	\$4,074.56
266-632-019-3	31360	68	1	4/28/06	11,326	4,195	1	\$4,289.00	\$3,667.10	\$4,074.56
266-633-001-9	31360	69	1	4/28/06	12,197	3,613	2	\$4,194.00	\$3,585.88	\$3,984.30
266-633-002-0	31360	70	1	4/28/06	10,890	4,304	1	\$4,289.00	\$3,667.10	\$4,074.56
266-633-003-1	31360	71	1	3/22/06	10,890	3,613	2	\$4,194.00	\$3,585.88	\$3,984.30
266-633-004-2	31360	72	1	3/22/06	10,890	2,619	5	\$3,405.00	\$2,911.28	\$3,234.76
266-633-005-3	31360	73	1	3/22/06	10,890	4,304	1	\$4,289.00	\$3,667.10	\$4,074.56

**Community Facilities District No. 15, Improvement Area No. 2
Riverside Unified School District**

Fiscal Year 2011-2012 Special Tax Levy

<u>Assessor's Parcel Number</u>	<u>Tract</u>	<u>Lot</u>	<u>Number of Units</u>	<u>Permit Date</u>	<u>Taxable Lot Sq. Ft.</u>	<u>Building Sq. Ft.</u>	<u>Tax Class</u>	<u>FY 2011-12 Expected Maximum Special Tax</u>	<u>FY 2011-12 Special Tax Levy</u>	<u>FY 2010-11 Special Tax Levy</u>
266-633-006-4	31360	74	1	1/9/06	10,890	3,613	2	\$4,194.00	\$3,585.88	\$3,984.30
266-633-007-5	31360	75	1	1/9/06	10,454	2,619	5	\$3,405.00	\$2,911.28	\$3,234.76
266-633-008-6	31360	76	1	1/9/06	10,454	3,613	2	\$4,194.00	\$3,585.88	\$3,984.30
266-633-009-7	31360	77	1	1/9/06	15,246	4,304	1	\$4,289.00	\$3,667.10	\$4,074.56
266-633-010-7	31360	78	1	1/9/06	10,890	3,613	2	\$4,194.00	\$3,585.88	\$3,984.30
266-633-011-8	31360	79	1	1/9/06	10,890	2,619	5	\$3,405.00	\$2,911.28	\$3,234.76
266-633-012-9	31360	80	1	1/9/06	10,890	3,613	2	\$4,194.00	\$3,585.88	\$3,984.30
266-633-013-0	31360	81	1	1/9/06	10,890	4,195	1	\$4,289.00	\$3,667.10	\$4,074.56
266-633-014-1	31360	96	1	4/28/06	10,454	2,619	5	\$3,405.00	\$2,911.28	\$3,234.76
266-633-015-2	31360	97	1	4/28/06	10,454	4,304	1	\$4,289.00	\$3,667.10	\$4,074.56
266-633-016-3	31360	98	1	4/28/06	10,454	3,613	2	\$4,194.00	\$3,585.88	\$3,984.30
266-633-017-4	31360	99	1	4/28/06	10,454	4,304	1	\$4,289.00	\$3,667.10	\$4,074.56
266-633-018-5	31360	100	1	4/28/06	10,454	3,613	2	\$4,194.00	\$3,585.88	\$3,984.30
266-633-019-6	31360	101	1	4/28/06	10,890	2,619	5	\$3,405.00	\$2,911.28	\$3,234.76
266-633-020-6	31360	102	1	4/28/06	10,454	3,613	2	\$4,194.00	\$3,585.88	\$3,984.30
266-633-021-7	31360	103	1	4/28/06	13,068	3,613	2	\$4,194.00	\$3,585.88	\$3,984.30
266-633-022-8	31360	104	1	4/28/06	11,326	4,195	1	\$4,289.00	\$3,667.10	\$4,074.56
266-633-023-9	31360	105	1	4/28/06	11,326	4,304	1	\$4,289.00	\$3,667.10	\$4,074.56
266-633-024-0	31360	106	1	4/28/06	11,326	2,619	5	\$3,405.00	\$2,911.28	\$3,234.76
266-633-025-1	31360	107	1	10/21/05	11,326	4,304	1	\$4,289.00	\$3,667.10	\$4,074.56
266-633-026-2	31360	108	1	10/21/05	11,326	4,195	1	\$4,289.00	\$3,667.10	\$4,074.56
266-633-027-3	31360	109	1	10/21/05	11,326	3,613	2	\$4,194.00	\$3,585.88	\$3,984.30
266-633-028-4	31360	110	1	4/28/06	11,326	4,304	1	\$4,289.00	\$3,667.10	\$4,074.56
266-633-029-5	31360	111	1	4/28/06	12,632	4,195	1	\$4,289.00	\$3,667.10	\$4,074.56
Totals:			403		5,089,115	1,313,571		\$1,719,168.67	\$1,302,384.50	\$1,447,094.34

J:\CLIENTS\RUSD\ADMIN\2011_2012\CFD15\IA2\Database\cfd15ia2 tax roll.rpt
6/6/2011

**Community Facilities District No. 15, Improvement Area No. 3
Riverside Unified School District**

Fiscal Year 2011-2012 Special Tax Levy

<u>Assessor's Parcel Number</u>	<u>Tract</u>	<u>Lot</u>	<u>Number of Units</u>	<u>Permit Date</u>	<u>Taxable Lot Sq. Ft.</u>	<u>Building Sq. Ft.</u>	<u>Tax Class</u>	<u>FY 2011-12 Expected Maximum Special Tax</u>	<u>FY 2011-12 Special Tax Levy</u>	<u>FY 2010-11 Special Tax Levy</u>
266-030-008-3	29596	119	0		0	0	EX	\$0.00	\$0.00	\$0.00
266-030-009-4	29596	117	0		0	0	EX	\$0.00	\$0.00	\$0.00
266-030-010-4	29596	118	0		0	0	EX	\$0.00	\$0.00	\$0.00
266-030-011-5	29596	110	0		12,632	0	UND	\$4,933.19	\$0.00	\$0.00
266-031-001-9	29596	1	1	12/21/10	12,197	3,480	2	\$4,231.00	\$3,596.36	\$0.00
266-031-002-0	29596	2	1	12/21/10	10,454	2,541	5	\$3,435.00	\$2,919.76	\$0.00
266-031-003-1	29596	3	1	12/21/10	10,454	2,936	4	\$3,514.00	\$2,986.90	\$0.00
266-031-004-2	29596	4	1	12/21/10	9,148	3,365	3	\$3,697.00	\$3,142.46	\$0.00
266-031-005-3	29596	5	1	12/21/10	9,148	3,480	2	\$4,231.00	\$3,596.36	\$0.00
266-031-006-4	29596	6	1	12/21/10	9,148	2,936	4	\$3,514.00	\$2,986.90	\$0.00
266-031-007-5	29596	7	1	12/21/10	9,148	3,365	3	\$3,697.00	\$3,142.46	\$0.00
266-031-008-6	29596	8	1	12/21/10	9,148	2,541	5	\$3,435.00	\$2,919.76	\$0.00
266-031-009-7	29596	9	1	12/21/10	9,148	3,365	3	\$3,697.00	\$3,142.46	\$0.00
266-031-010-7	29596	10	1	12/21/10	9,148	2,936	4	\$3,514.00	\$2,986.90	\$0.00
266-031-011-8	29596	11	1	12/21/10	8,712	3,480	2	\$4,231.00	\$3,596.36	\$0.00
266-031-012-9	29596	12	1	12/21/10	8,712	3,365	3	\$3,697.00	\$3,142.46	\$0.00
266-031-013-0	29596	13	1	12/21/10	8,712	2,936	4	\$3,514.00	\$2,986.90	\$0.00
266-031-014-1	29596	14	1	12/21/10	9,148	3,480	2	\$4,231.00	\$3,596.36	\$0.00
266-031-015-2	29596	15	1	12/21/10	9,148	3,365	3	\$3,697.00	\$3,142.46	\$0.00
266-032-001-2	29596	99	0		14,375	0	UND	\$5,613.63	\$0.00	\$0.00
266-032-002-3	29596	100	0		11,761	0	UND	\$4,592.97	\$0.00	\$0.00
266-032-003-4	29596	101	1	5/5/10	10,890	3,365	3	\$3,697.00	\$3,142.46	\$0.00
266-032-004-5	29596	102	1	5/5/10	10,890	3,480	2	\$4,231.00	\$3,596.36	\$0.00
266-032-005-6	29596	103	1	5/5/10	11,326	2,936	4	\$3,514.00	\$2,986.90	\$0.00
266-032-006-7	29596	104	0		11,326	0	UND	\$4,422.86	\$0.00	\$0.00
266-032-007-8	29596	105	0		8,712	0	UND	\$3,402.20	\$0.00	\$0.00
266-032-008-9	29596	106	0		8,276	0	UND	\$3,232.09	\$0.00	\$0.00
266-032-009-0	29596	107	0		9,148	0	UND	\$3,572.31	\$0.00	\$0.00
266-032-010-0	29596	108	0		8,712	0	UND	\$3,402.20	\$0.00	\$0.00
266-032-011-1	29596	109	1	12/21/10	8,712	3,480	2	\$4,231.00	\$3,596.36	\$0.00
266-032-012-2	29596	91	1	12/21/10	10,019	2,936	4	\$3,514.00	\$2,986.90	\$0.00
266-032-013-3	29596	92	1	12/21/10	10,019	2,541	5	\$3,435.00	\$2,919.76	\$0.00
266-032-014-4	29596	93	1	12/21/10	10,454	3,365	3	\$3,697.00	\$3,142.46	\$0.00
266-032-015-5	29596	94	1	12/21/10	10,019	3,480	2	\$4,231.00	\$3,596.36	\$0.00
266-032-016-6	29596	95	1	12/21/10	9,148	2,936	4	\$3,514.00	\$2,986.90	\$0.00
266-032-017-7	29596	96	1	12/21/10	12,197	2,541	5	\$3,435.00	\$2,919.76	\$0.00
266-032-018-8	29596	90	1	12/21/10	34,848	3,480	2	\$4,231.00	\$3,596.36	\$0.00
266-032-019-9	29596	89	1	12/21/10	16,553	3,365	3	\$3,697.00	\$3,142.46	\$0.00

**Community Facilities District No. 15, Improvement Area No. 3
Riverside Unified School District**

Fiscal Year 2011-2012 Special Tax Levy

<u>Assessor's Parcel Number</u>	<u>Tract</u>	<u>Lot</u>	<u>Number of Units</u>	<u>Permit Date</u>	<u>Taxable Lot Sq. Ft.</u>	<u>Building Sq. Ft.</u>	<u>Tax Class</u>	<u>FY 2011-12 Expected Maximum Special Tax</u>	<u>FY 2011-12 Special Tax Levy</u>	<u>FY 2010-11 Special Tax Levy</u>
266-032-020-9	29596	88	1	12/21/10	10,454	3,480	2	\$4,231.00	\$3,596.36	\$0.00
266-032-021-0	29596	97	1	12/21/10	10,019	2,541	5	\$3,435.00	\$2,919.76	\$0.00
266-032-022-1	29596	98	1	12/21/10	12,197	2,936	4	\$3,514.00	\$2,986.90	\$0.00
266-033-001-5	29596	81	1	12/21/10	11,761	2,541	5	\$3,435.00	\$2,919.76	\$0.00
266-033-002-6	29596	82	1	12/21/10	10,454	2,936	4	\$3,514.00	\$2,986.90	\$0.00
266-033-003-7	29596	83	1	12/21/10	10,454	3,480	2	\$4,231.00	\$3,596.36	\$0.00
266-033-004-8	29596	84	1	12/21/10	10,019	3,365	3	\$3,697.00	\$3,142.46	\$0.00
266-033-005-9	29596	85	1	12/21/10	10,454	2,936	4	\$3,514.00	\$2,986.90	\$0.00
266-033-006-0	29596	86	1	12/21/10	10,019	3,480	2	\$4,231.00	\$3,596.36	\$0.00
266-033-007-1	29596	87	1	12/21/10	10,890	3,365	3	\$3,697.00	\$3,142.46	\$0.00
266-033-008-2	29596	74	1	12/21/10	8,276	3,480	2	\$4,231.00	\$3,596.36	\$0.00
266-033-009-3	29596	75	1	12/21/10	7,841	2,936	4	\$3,514.00	\$2,986.90	\$0.00
266-033-010-3	29596	76	1	12/21/10	7,841	3,365	3	\$3,697.00	\$3,142.46	\$0.00
266-033-011-4	29596	77	1	12/21/10	7,405	3,480	2	\$4,231.00	\$3,596.36	\$0.00
266-033-012-5	29596	78	1	12/21/10	7,841	2,936	4	\$3,514.00	\$2,986.90	\$0.00
266-033-013-6	29596	79	1	12/21/10	7,841	3,365	3	\$3,697.00	\$3,142.46	\$0.00
266-033-014-7	29596	80	1	12/21/10	8,276	2,936	4	\$3,514.00	\$2,986.90	\$0.00
266-034-001-8	29596	16	1	12/21/10	10,454	2,541	5	\$3,435.00	\$2,919.76	\$0.00
266-034-002-9	29596	17	1	12/21/10	10,019	3,480	2	\$4,231.00	\$3,596.36	\$0.00
266-034-003-0	29596	18	1	12/21/10	10,019	3,365	3	\$3,697.00	\$3,142.46	\$0.00
266-034-004-1	29596	19	1	12/21/10	10,019	2,936	4	\$3,514.00	\$2,986.90	\$0.00
266-034-005-2	29596	20	1	12/21/10	10,019	3,480	2	\$4,231.00	\$3,596.36	\$0.00
266-034-006-3	29596	21	1	12/21/10	10,019	3,365	3	\$3,697.00	\$3,142.46	\$0.00
266-034-007-4	29596	22	1	12/21/10	10,019	2,936	4	\$3,514.00	\$2,986.90	\$0.00
266-060-007-5			0		392,911	0	UND	\$153,439.22	\$0.00	\$0.00
266-060-019-6			0		399,010	0	UND	\$155,820.76	\$0.00	\$0.00
266-060-022-8		Por 89	0		0	0	EX	\$0.00	\$0.00	\$0.00
266-060-023-9		Por 89/9	0		748,361	0	UND	\$292,248.98	\$0.00	\$0.00
266-660-001-3	29222	1	1	12/15/06	10,454	3,931	1	\$4,326.00	\$3,677.10	\$3,677.10
266-660-002-4	29222	2	1	12/15/06	8,712	3,808	1	\$4,326.00	\$3,677.10	\$3,677.10
266-660-003-5	29222	3	1	12/15/06	8,712	3,258	3	\$3,697.00	\$3,142.46	\$3,142.46
266-660-004-6	29222	4	1	12/15/06	8,712	3,808	1	\$4,326.00	\$3,677.10	\$3,677.10
266-660-005-7	29222	5	1	12/15/06	8,712	3,931	1	\$4,326.00	\$3,677.10	\$3,677.10
266-660-006-8	29222	6	1	12/15/06	9,148	3,258	3	\$3,697.00	\$3,142.46	\$3,142.46
266-660-007-9	29222	7	1	12/15/06	8,712	3,568	2	\$4,231.00	\$3,596.36	\$3,596.36
266-660-008-0	29222	8	1	12/15/06	9,148	3,808	1	\$4,326.00	\$3,677.10	\$3,677.10
266-660-009-1	29222	9	1	12/15/06	9,148	3,931	1	\$4,326.00	\$3,677.10	\$3,677.10
266-660-010-1	29222	10	1	12/15/06	9,148	3,258	3	\$3,697.00	\$3,142.46	\$3,142.46

**Community Facilities District No. 15, Improvement Area No. 3
Riverside Unified School District**

Fiscal Year 2011-2012 Special Tax Levy

<u>Assessor's Parcel Number</u>	<u>Tract</u>	<u>Lot</u>	<u>Number of Units</u>	<u>Permit Date</u>	<u>Taxable Lot Sq. Ft.</u>	<u>Building Sq. Ft.</u>	<u>Tax Class</u>	<u>FY 2011-12 Expected Maximum Special Tax</u>	<u>FY 2011-12 Special Tax Levy</u>	<u>FY 2010-11 Special Tax Levy</u>
266-660-011-2	29222	11	1	12/15/06	9,148	3,808	1	\$4,326.00	\$3,677.10	\$3,677.10
266-660-012-3	29222	12	1	12/15/06	9,148	3,931	1	\$4,326.00	\$3,677.10	\$3,677.10
266-660-013-4	29222	13	1	12/15/06	10,019	3,568	2	\$4,231.00	\$3,596.36	\$3,596.36
266-660-014-5	29222	14	1	10/23/06	9,583	3,206	3	\$3,697.00	\$3,142.46	\$3,142.46
266-660-015-6	29222	15	1	10/23/06	10,454	2,710	5	\$3,435.00	\$2,919.76	\$2,919.76
266-660-016-7	29222	16	1	10/23/06	11,761	2,400	6	\$3,276.00	\$2,784.60	\$2,784.60
266-660-017-8	29222	17	1	10/23/06	11,761	2,875	4	\$3,514.00	\$2,986.90	\$2,986.90
266-660-018-9	29222	18	1	10/23/06	11,326	3,206	3	\$3,697.00	\$3,142.46	\$3,142.46
266-660-019-0	29222	19	1	10/23/06	10,019	2,875	4	\$3,514.00	\$2,986.90	\$2,986.90
266-660-020-0	29222	20	1	2/20/07	8,712	2,648	5	\$3,435.00	\$2,919.76	\$2,919.76
266-660-021-1	29222	21	1	2/20/07	9,583	3,258	3	\$3,697.00	\$3,142.46	\$3,142.46
266-660-022-2	29222	22	1	2/20/07	11,761	3,360	3	\$3,697.00	\$3,142.46	\$3,142.46
266-660-023-3	29222	23	1	2/20/07	16,988	4,063	1	\$4,326.00	\$3,677.10	\$3,677.10
266-660-024-4	29222	24	1	2/20/07	23,087	3,242	3	\$3,697.00	\$3,142.46	\$3,142.46
266-660-025-5	29222	25	1	2/20/07	16,553	4,063	1	\$4,326.00	\$3,677.10	\$3,677.10
266-660-026-6	29222	26	1	2/20/07	9,148	3,242	3	\$3,697.00	\$3,142.46	\$3,142.46
266-660-027-7	29222	27	1	2/20/07	8,712	4,063	1	\$4,326.00	\$3,677.10	\$3,677.10
266-660-028-8	29222	28	1	2/20/07	8,712	2,916	4	\$3,514.00	\$2,986.90	\$2,986.90
266-660-029-9	29222	29	1	2/20/07	8,276	4,063	1	\$4,326.00	\$3,677.10	\$3,677.10
266-660-030-9	29222	30	1	2/20/07	8,712	3,242	3	\$3,697.00	\$3,142.46	\$3,142.46
266-660-031-0	29222	31	1	2/20/07	8,712	3,360	3	\$3,697.00	\$3,142.46	\$3,142.46
266-660-032-1	29222	32	1	2/20/07	16,117	4,063	1	\$4,326.00	\$3,677.10	\$3,677.10
266-660-033-2	29222	33	1	2/20/07	23,087	3,242	3	\$3,697.00	\$3,142.46	\$3,142.46
266-660-034-3	29222	34	1	2/20/07	18,731	4,063	1	\$4,326.00	\$3,677.10	\$3,677.10
266-660-035-4	29222	35	1	2/20/07	10,019	3,360	3	\$3,697.00	\$3,142.46	\$3,142.46
266-660-036-5	29222	36	1	2/20/07	8,712	3,258	3	\$3,697.00	\$3,142.46	\$3,142.46
266-660-037-6	29222	37	1	2/19/07	9,583	2,648	5	\$3,435.00	\$2,919.76	\$2,919.76
266-660-038-7	29222	38	1	12/15/06	12,632	3,808	1	\$4,326.00	\$3,677.10	\$3,677.10
266-660-039-8	29222	39	1	12/15/06	9,148	3,268	3	\$3,697.00	\$3,142.46	\$3,142.46
266-660-040-8	29222	40	1	12/15/06	12,632	3,931	1	\$4,326.00	\$3,677.10	\$3,677.10
266-661-001-6	29222	41	1	2/20/07	9,583	3,242	3	\$3,697.00	\$3,142.46	\$3,142.46
266-661-002-7	29222	42	1	2/20/07	7,841	3,360	3	\$3,697.00	\$3,142.46	\$3,142.46
266-661-003-8	29222	43	1	2/20/07	7,841	4,063	1	\$4,326.00	\$3,677.10	\$3,677.10
266-661-004-9	29222	44	1	2/20/07	7,841	3,360	3	\$3,697.00	\$3,142.46	\$3,142.46
266-661-005-0	29222	45	1	2/20/07	7,405	2,648	5	\$3,435.00	\$2,919.76	\$2,919.76
266-661-006-1	29222	46	1	2/20/07	7,841	2,916	4	\$3,514.00	\$2,986.90	\$2,986.90
266-661-007-2	29222	47	1	2/20/07	7,841	2,648	5	\$3,435.00	\$2,919.76	\$2,919.76
266-661-008-3	29222	48	1	2/20/07	7,405	4,063	1	\$4,326.00	\$3,677.10	\$3,677.10

**Community Facilities District No. 15, Improvement Area No. 3
Riverside Unified School District**

Fiscal Year 2011-2012 Special Tax Levy

<u>Assessor's Parcel Number</u>	<u>Tract</u>	<u>Lot</u>	<u>Number of Units</u>	<u>Permit Date</u>	<u>Taxable Lot Sq. Ft.</u>	<u>Building Sq. Ft.</u>	<u>Tax Class</u>	<u>FY 2011-12 Expected Maximum Special Tax</u>	<u>FY 2011-12 Special Tax Levy</u>	<u>FY 2010-11 Special Tax Levy</u>
266-661-009-4	29222	49	1	2/20/07	7,841	3,242	3	\$3,697.00	\$3,142.46	\$3,142.46
266-661-010-4	29222	50	1	2/20/07	7,405	4,063	1	\$4,326.00	\$3,677.10	\$3,677.10
266-661-011-5	29222	51	1	2/20/07	7,841	2,916	4	\$3,514.00	\$2,986.90	\$2,986.90
266-661-012-6	29222	52	1	2/20/07	7,405	4,063	1	\$4,326.00	\$3,677.10	\$3,677.10
266-661-013-7	29222	53	1	2/20/07	7,405	3,242	3	\$3,697.00	\$3,142.46	\$3,142.46
266-661-014-8	29222	54	1	2/20/07	7,405	3,258	3	\$3,697.00	\$3,142.46	\$3,142.46
266-661-015-9	29222	55	1	12/15/06	9,583	3,258	3	\$3,697.00	\$3,142.46	\$3,142.46
266-661-016-0	29222	56	1	12/15/06	8,712	3,808	1	\$4,326.00	\$3,677.10	\$3,677.10
266-662-001-9	29222	128	1	10/23/06	8,276	3,206	3	\$3,697.00	\$3,142.46	\$3,142.46
266-662-002-0	29222	129	1	10/23/06	8,712	2,875	4	\$3,514.00	\$2,986.90	\$2,986.90
266-662-003-1	29222	130	1	10/23/06	8,712	2,400	6	\$3,276.00	\$2,784.60	\$2,784.60
266-662-004-2	29222	131	1	10/23/06	8,712	3,206	3	\$3,697.00	\$3,142.46	\$3,142.46
266-662-005-3	29222	132	1	10/23/06	8,276	2,710	5	\$3,435.00	\$2,919.76	\$2,919.76
266-662-006-4	29222	133	1	10/23/06	8,276	2,400	6	\$3,276.00	\$2,784.60	\$2,784.60
266-662-007-5	29222	134	1	10/23/06	8,276	3,206	3	\$3,697.00	\$3,142.46	\$3,142.46
266-662-008-6	29222	135	1	10/23/06	8,276	2,400	6	\$3,276.00	\$2,784.60	\$2,784.60
266-662-009-7	29222	136	1	10/23/06	8,276	2,875	4	\$3,514.00	\$2,986.90	\$2,986.90
266-670-001-4	29222	57	1	12/15/06	11,326	3,931	1	\$4,326.00	\$3,677.10	\$3,677.10
266-670-002-5	29222	64	1	2/20/07	10,454	2,875	4	\$3,514.00	\$2,986.90	\$2,986.90
266-670-003-6	29222	65	1	2/20/07	10,454	2,710	5	\$3,435.00	\$2,919.76	\$2,919.76
266-670-004-7	29222	66	1	2/20/07	10,454	2,400	6	\$3,276.00	\$2,784.60	\$2,784.60
266-670-005-8	29222	67	1	2/20/07	10,890	2,875	4	\$3,514.00	\$2,986.90	\$2,986.90
266-670-006-9	29222	68	1	2/20/07	10,454	3,206	3	\$3,697.00	\$3,142.46	\$3,142.46
266-670-007-0	29222	69	1	2/20/07	10,890	2,875	4	\$3,514.00	\$2,986.90	\$2,986.90
266-670-008-1	29222	70	1	2/20/07	10,454	2,710	5	\$3,435.00	\$2,919.76	\$2,919.76
266-670-009-2	29222	71	1	2/20/07	10,454	2,400	6	\$3,276.00	\$2,784.60	\$2,784.60
266-670-010-2	29222	72	1	2/20/07	10,890	3,206	3	\$3,697.00	\$3,142.46	\$3,142.46
266-670-011-3	29222	73	1	2/20/07	10,454	2,400	6	\$3,276.00	\$2,784.60	\$2,784.60
266-670-012-4	29222	74	1	2/20/07	10,890	2,875	4	\$3,514.00	\$2,986.90	\$2,986.90
266-670-013-5	29222	75	1	2/20/07	10,890	3,206	3	\$3,697.00	\$3,142.46	\$3,142.46
266-670-014-6	29222	76	1	2/20/07	10,890	2,875	4	\$3,514.00	\$2,986.90	\$2,986.90
266-670-015-7	29222	77	1	2/20/07	13,068	3,206	3	\$3,697.00	\$3,142.46	\$3,142.46
266-671-001-7	29222	58	1	12/15/06	9,583	3,808	1	\$4,326.00	\$3,677.10	\$3,677.10
266-671-002-8	29222	59	1	12/15/06	9,148	3,568	2	\$4,231.00	\$3,596.36	\$3,596.36
266-671-003-9	29222	60	1	12/15/06	9,148	3,931	1	\$4,326.00	\$3,677.10	\$3,677.10
266-671-004-0	29222	61	1	12/15/06	8,712	3,258	3	\$3,697.00	\$3,142.46	\$3,142.46
266-671-005-1	29222	62	1	12/15/06	9,583	3,808	1	\$4,326.00	\$3,677.10	\$3,677.10
266-671-006-2	29222	63	1	12/15/06	16,117	3,931	1	\$4,326.00	\$3,677.10	\$3,677.10

**Community Facilities District No. 15, Improvement Area No. 3
Riverside Unified School District**

Fiscal Year 2011-2012 Special Tax Levy

<u>Assessor's Parcel Number</u>	<u>Tract</u>	<u>Lot</u>	<u>Number of Units</u>	<u>Permit Date</u>	<u>Taxable Lot Sq. Ft.</u>	<u>Building Sq. Ft.</u>	<u>Tax Class</u>	<u>FY 2011-12 Expected Maximum Special Tax</u>	<u>FY 2011-12 Special Tax Levy</u>	<u>FY 2010-11 Special Tax Levy</u>
266-671-007-3	29222	100	1	12/11/06	8,276	2,875	4	\$3,514.00	\$2,986.90	\$2,986.90
266-671-008-4	29222	101	1	12/11/06	7,841	2,400	6	\$3,276.00	\$2,784.60	\$2,784.60
266-671-009-5	29222	102	1	12/11/06	7,841	2,875	4	\$3,514.00	\$2,986.90	\$2,986.90
266-671-010-5	29222	103	1	12/11/06	8,712	3,206	3	\$3,697.00	\$3,142.46	\$3,142.46
266-671-011-6	29222	104	1	12/11/06	11,326	2,710	5	\$3,435.00	\$2,919.76	\$2,919.76
266-671-012-7	29222	105	1	12/11/06	13,504	3,206	3	\$3,697.00	\$3,142.46	\$3,142.46
266-671-013-8	29222	106	1	10/23/06	11,761	2,875	4	\$3,514.00	\$2,986.90	\$2,986.90
266-671-014-9	29222	107	1	10/23/06	10,890	3,206	3	\$3,697.00	\$3,142.46	\$3,142.46
266-671-015-0	29222	108	1	10/23/06	10,890	2,710	5	\$3,435.00	\$2,919.76	\$2,919.76
266-671-016-1	29222	109	1	10/23/06	10,890	2,875	4	\$3,514.00	\$2,986.90	\$2,986.90
266-671-017-2	29222	110	1	10/23/06	10,890	2,400	6	\$3,276.00	\$2,784.60	\$2,784.60
266-671-018-3	29222	111	1	10/23/06	11,326	3,206	3	\$3,697.00	\$3,142.46	\$3,142.46
266-671-019-4	29222	112	1	10/23/06	10,890	2,400	6	\$3,276.00	\$2,784.60	\$2,784.60
266-671-020-4	29222	113	1	10/23/06	10,454	2,710	5	\$3,435.00	\$2,919.76	\$2,919.76
266-671-021-5	29222	114	1	10/23/06	10,454	3,206	3	\$3,697.00	\$3,142.46	\$3,142.46
266-671-022-6	29222	115	1	10/23/06	10,454	2,875	4	\$3,514.00	\$2,986.90	\$2,986.90
266-671-023-7	29222	116	1	10/23/06	10,019	2,400	6	\$3,276.00	\$2,784.60	\$2,784.60
266-671-024-8	29222	117	1	10/23/06	10,019	2,710	5	\$3,435.00	\$2,919.76	\$2,919.76
266-671-025-9	29222	118	1	10/23/06	9,583	3,206	3	\$3,697.00	\$3,142.46	\$3,142.46
266-671-026-0	29222	119	1	10/23/06	9,583	2,875	4	\$3,514.00	\$2,986.90	\$2,986.90
266-671-027-1	29222	120	1	10/23/06	9,583	3,206	3	\$3,697.00	\$3,142.46	\$3,142.46
266-672-001-0	29222	78	1	2/20/07	7,841	3,206	3	\$3,697.00	\$3,142.46	\$3,142.46
266-672-002-1	29222	79	1	2/20/07	7,841	2,875	4	\$3,514.00	\$2,986.90	\$2,986.90
266-672-003-2	29222	80	1	2/20/07	7,841	2,710	5	\$3,435.00	\$2,919.76	\$2,919.76
266-672-004-3	29222	81	1	2/20/07	7,841	2,875	4	\$3,514.00	\$2,986.90	\$2,986.90
266-672-005-4	29222	82	1	2/20/07	7,841	3,206	3	\$3,697.00	\$3,142.46	\$3,142.46
266-672-006-5	29222	83	1	2/20/07	7,841	2,710	5	\$3,435.00	\$2,919.76	\$2,919.76
266-672-007-6	29222	84	1	2/20/07	7,841	2,875	4	\$3,514.00	\$2,986.90	\$2,986.90
266-672-008-7	29222	85	1	2/20/07	8,276	3,206	3	\$3,697.00	\$3,142.46	\$3,142.46
266-672-009-8	29222	86	1	2/20/07	7,841	2,710	5	\$3,435.00	\$2,919.76	\$2,919.76
266-672-010-8	29222	87	1	2/20/07	7,841	3,206	3	\$3,697.00	\$3,142.46	\$3,142.46
266-672-011-9	29222	88	1	2/20/07	8,712	2,875	4	\$3,514.00	\$2,986.90	\$2,986.90
266-672-012-0	29222	89	1	10/23/06	13,068	2,875	4	\$3,514.00	\$2,986.90	\$2,986.90
266-672-013-1	29222	90	1	10/23/06	11,761	3,206	3	\$3,697.00	\$3,142.46	\$3,142.46
266-672-014-2	29222	91	1	10/23/06	11,761	2,400	6	\$3,276.00	\$2,784.60	\$2,784.60
266-672-015-3	29222	92	1	10/23/06	11,761	2,875	4	\$3,514.00	\$2,986.90	\$2,986.90
266-672-016-4	29222	93	1	10/23/06	11,761	3,206	3	\$3,697.00	\$3,142.46	\$3,142.46
266-672-017-5	29222	94	1	10/23/06	10,890	2,875	4	\$3,514.00	\$2,986.90	\$2,986.90

**Community Facilities District No. 15, Improvement Area No. 3
Riverside Unified School District**

Fiscal Year 2011-2012 Special Tax Levy

<u>Assessor's Parcel Number</u>	<u>Tract</u>	<u>Lot</u>	<u>Number of Units</u>	<u>Permit Date</u>	<u>Taxable Lot Sq. Ft.</u>	<u>Building Sq. Ft.</u>	<u>Tax Class</u>	<u>FY 2011-12 Expected Maximum Special Tax</u>	<u>FY 2011-12 Special Tax Levy</u>	<u>FY 2010-11 Special Tax Levy</u>
266-672-018-6	29222	95	1	10/23/06	11,326	2,710	5	\$3,435.00	\$2,919.76	\$2,919.76
266-672-019-7	29222	96	1	10/23/06	11,326	3,206	3	\$3,697.00	\$3,142.46	\$3,142.46
266-672-020-7	29222	97	1	10/23/06	11,326	2,400	6	\$3,276.00	\$2,784.60	\$2,784.60
266-672-021-8	29222	98	1	10/23/06	11,326	2,875	4	\$3,514.00	\$2,986.90	\$2,986.90
266-672-022-9	29222	99	1	10/23/06	11,326	3,206	3	\$3,697.00	\$3,142.46	\$3,142.46
266-673-001-3	29222	121	1	10/23/06	9,583	2,875	4	\$3,514.00	\$2,986.90	\$2,986.90
266-673-002-4	29222	122	1	10/23/06	9,148	2,400	6	\$3,276.00	\$2,784.60	\$2,784.60
266-673-003-5	29222	123	1	10/23/06	8,276	3,206	3	\$3,697.00	\$3,142.46	\$3,142.46
266-673-004-6	29222	124	1	10/23/06	8,276	2,710	5	\$3,435.00	\$2,919.76	\$2,919.76
266-673-005-7	29222	125	1	10/23/06	8,276	3,206	3	\$3,697.00	\$3,142.46	\$3,142.46
266-673-006-8	29222	126	1	10/23/06	8,276	2,875	4	\$3,514.00	\$2,986.90	\$2,986.90
266-673-007-9	29222	127	1	10/23/06	8,276	2,710	5	\$3,435.00	\$2,919.76	\$2,919.76
266-680-001-5	29596	111	0		12,632	0	UND	\$4,933.19	\$0.00	\$0.00
266-680-002-6	29596	112	0		12,632	0	UND	\$4,933.19	\$0.00	\$0.00
266-680-003-7	29596	113	0		12,632	0	UND	\$4,933.19	\$0.00	\$0.00
266-680-004-8	29596	114	0		12,632	0	UND	\$4,933.19	\$0.00	\$0.00
266-680-005-9	29596	115	0		13,068	0	UND	\$5,103.30	\$0.00	\$0.00
266-680-006-0	29596	116	0		13,504	0	UND	\$5,273.41	\$0.00	\$0.00
266-681-001-8	29596	63	0		10,454	0	UND	\$4,082.64	\$0.00	\$0.00
266-681-002-9	29596	64	0		10,019	0	UND	\$3,912.53	\$0.00	\$0.00
266-681-003-0	29596	65	0		10,019	0	UND	\$3,912.53	\$0.00	\$0.00
266-681-004-1	29596	66	0		10,019	0	UND	\$3,912.53	\$0.00	\$0.00
266-681-005-2	29596	67	0		10,019	0	UND	\$3,912.53	\$0.00	\$0.00
266-681-006-3	29596	68	0		10,019	0	UND	\$3,912.53	\$0.00	\$0.00
266-681-007-4	29596	69	1	12/21/10	10,019	2,541	5	\$3,435.00	\$2,919.76	\$0.00
266-681-008-5	29596	70	1	12/21/10	10,019	3,365	3	\$3,697.00	\$3,142.46	\$0.00
266-681-009-6	29596	71	1	12/21/10	10,019	3,480	2	\$4,231.00	\$3,596.36	\$0.00
266-681-010-6	29596	72	1	12/21/10	10,019	2,936	4	\$3,514.00	\$2,986.90	\$0.00
266-681-011-7	29596	73	1	12/21/10	10,019	2,541	5	\$3,435.00	\$2,919.76	\$0.00
266-681-012-8	29596	52	0		8,276	0	UND	\$3,232.09	\$0.00	\$0.00
266-681-013-9	29596	53	0		7,841	0	UND	\$3,061.98	\$0.00	\$0.00
266-681-014-0	29596	54	0		8,712	0	UND	\$3,402.20	\$0.00	\$0.00
266-681-015-1	29596	55	0		8,276	0	UND	\$3,232.09	\$0.00	\$0.00
266-681-016-2	29596	56	0		8,276	0	UND	\$3,232.09	\$0.00	\$0.00
266-681-017-3	29596	57	0		8,276	0	UND	\$3,232.09	\$0.00	\$0.00
266-681-018-4	29596	58	0		7,841	0	UND	\$3,061.98	\$0.00	\$0.00
266-681-019-5	29596	59	0		7,841	0	UND	\$3,061.98	\$0.00	\$0.00
266-681-020-5	29596	60	0		7,841	0	UND	\$3,061.98	\$0.00	\$0.00

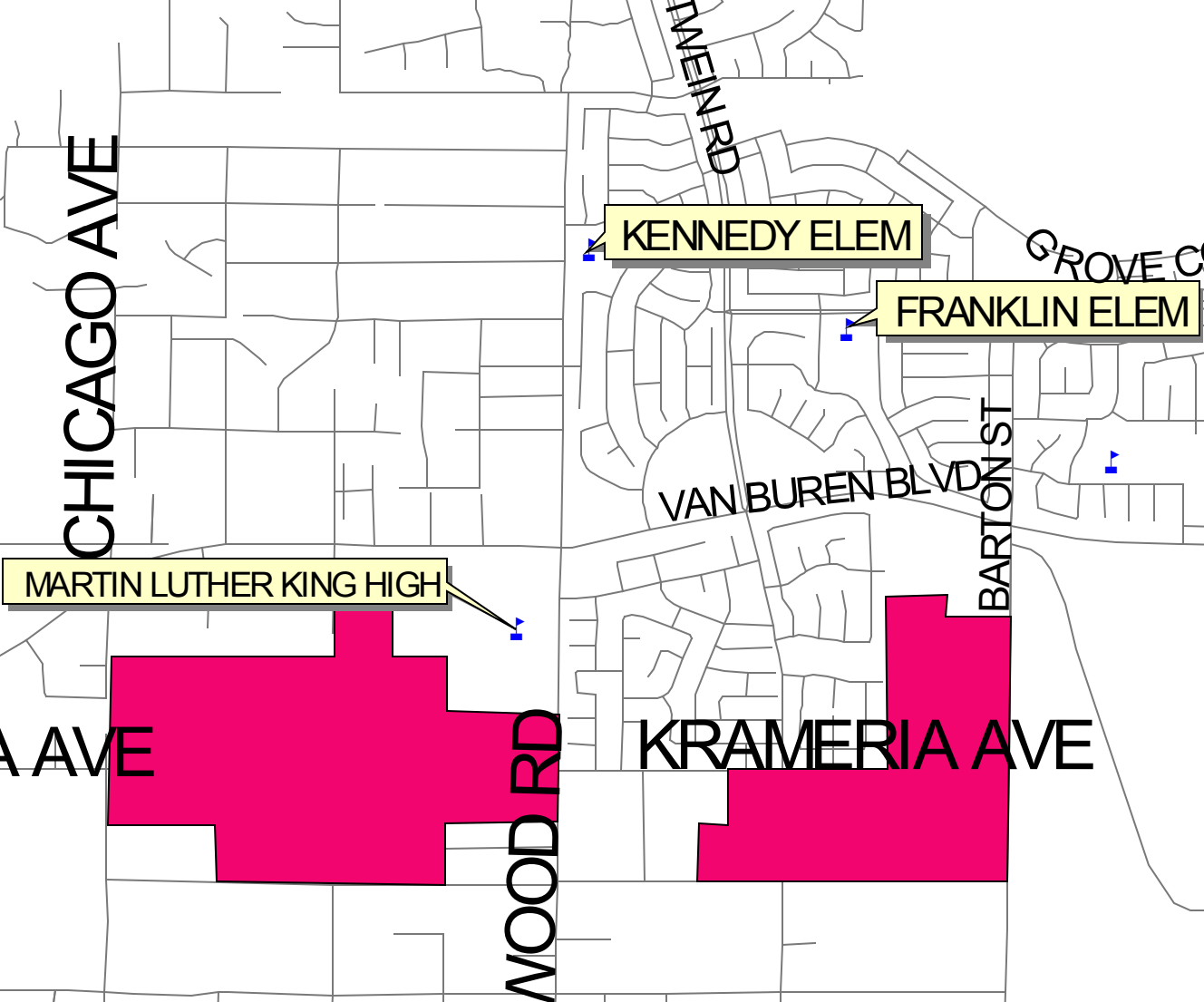
**Community Facilities District No. 15, Improvement Area No. 3
Riverside Unified School District**

Fiscal Year 2011-2012 Special Tax Levy


<u>Assessor's Parcel Number</u>	<u>Tract</u>	<u>Lot</u>	<u>Number of Units</u>	<u>Permit Date</u>	<u>Taxable Lot Sq. Ft.</u>	<u>Building Sq. Ft.</u>	<u>Tax Class</u>	<u>FY 2011-12 Expected Maximum Special Tax</u>	<u>FY 2011-12 Special Tax Levy</u>	<u>FY 2010-11 Special Tax Levy</u>
266-681-021-6	29596	61	0		7,841	0	UND	\$3,061.98	\$0.00	\$0.00
266-681-022-7	29596	62	0		9,148	0	UND	\$3,572.31	\$0.00	\$0.00
266-682-001-1	29596	41	0		8,712	0	UND	\$3,402.20	\$0.00	\$0.00
266-682-002-2	29596	42	0		8,712	0	UND	\$3,402.20	\$0.00	\$0.00
266-682-003-3	29596	43	0		8,712	0	UND	\$3,402.20	\$0.00	\$0.00
266-682-004-4	29596	44	0		8,712	0	UND	\$3,402.20	\$0.00	\$0.00
266-682-005-5	29596	45	0		8,712	0	UND	\$3,402.20	\$0.00	\$0.00
266-682-006-6	29596	46	0		8,712	0	UND	\$3,402.20	\$0.00	\$0.00
266-682-007-7	29596	47	0		8,712	0	UND	\$3,402.20	\$0.00	\$0.00
266-682-008-8	29596	48	0		8,712	0	UND	\$3,402.20	\$0.00	\$0.00
266-682-009-9	29596	49	0		8,712	0	UND	\$3,402.20	\$0.00	\$0.00
266-682-010-9	29596	50	0		8,712	0	UND	\$3,402.20	\$0.00	\$0.00
266-682-011-0	29596	51	0		8,276	0	UND	\$3,232.09	\$0.00	\$0.00
266-682-012-1	29596	31	0		8,712	0	UND	\$3,402.20	\$0.00	\$0.00
266-682-013-2	29596	32	0		8,712	0	UND	\$3,402.20	\$0.00	\$0.00
266-682-014-3	29596	33	0		8,712	0	UND	\$3,402.20	\$0.00	\$0.00
266-682-015-4	29596	34	0		8,712	0	UND	\$3,402.20	\$0.00	\$0.00
266-682-016-5	29596	35	0		8,712	0	UND	\$3,402.20	\$0.00	\$0.00
266-682-017-6	29596	36	0		8,712	0	UND	\$3,402.20	\$0.00	\$0.00
266-682-018-7	29596	37	0		8,712	0	UND	\$3,402.20	\$0.00	\$0.00
266-682-019-8	29596	38	0		8,712	0	UND	\$3,402.20	\$0.00	\$0.00
266-682-020-8	29596	39	0		8,712	0	UND	\$3,402.20	\$0.00	\$0.00
266-682-021-9	29596	40	0		9,148	0	UND	\$3,572.31	\$0.00	\$0.00
266-683-001-4	29596	23	1	12/21/10	10,019	3,365	3	\$3,697.00	\$3,142.46	\$0.00
266-683-002-5	29596	24	1	12/21/10	10,019	3,480	2	\$4,231.00	\$3,596.36	\$0.00
266-683-003-6	29596	25	1	12/21/10	10,019	2,936	4	\$3,514.00	\$2,986.90	\$0.00
266-683-004-7	29596	26	1	12/21/10	10,019	3,480	2	\$4,231.00	\$3,596.36	\$0.00
266-683-005-8	29596	27	1	12/21/10	10,019	3,365	3	\$3,697.00	\$3,142.46	\$0.00
266-683-006-9	29596	28	1	12/21/10	10,019	3,480	2	\$4,231.00	\$3,596.36	\$0.00
266-683-007-0	29596	29	1	12/21/10	10,019	2,936	4	\$3,514.00	\$2,986.90	\$0.00
266-683-008-1	29596	30	1	12/21/10	10,019	3,365	3	\$3,697.00	\$3,142.46	\$0.00
Totals:			200		4,057,614	630,590		\$1,541,210.14	\$634,199.74	\$429,262.58

J:\CLIENTS\RUSD\ADMIN\2011_2012\CFD15\IA3\Database\cfd15ia3 tax roll.rpt
6/8/2011

CFD 15 VICINITY MAP



-  CFD 15
-  Street.shp
-  RUSD Schools



RESOLUTION NO. 2010/11-66

RESOLUTION OF THE BOARD OF EDUCATION OF RIVERSIDE UNIFIED SCHOOL DISTRICT LEVYING SPECIAL TAXES TO BE COLLECTED DURING FISCAL YEAR 2011-12 FOR THE PAYMENT OF THE PRINCIPAL OF AND INTEREST ON AND ADMINISTRATIVE EXPENSES WITH RESPECT TO THE BONDS OF COMMUNITY FACILITIES DISTRICT NO. 16 OF RIVERSIDE UNIFIED SCHOOL DISTRICT

WHEREAS, it is necessary that the Board of Education of Riverside Unified School District (the "Board of Education") levy special taxes pursuant to Sections 53340 and 53358 of the Government Code for the payment of the principal of and interest on the outstanding bonds of Community Facilities District No. 16 of Riverside Unified School District, County of Riverside, State of California (the "District"), and for the payment of administrative expenses incurred in connection with the levy and collection of said special taxes and the payment of such principal and interest; and

WHEREAS, pursuant to Section 53340 of the Government Code, the Board of Education may by resolution provide for the levy of special taxes on parcels of taxable property in the District at a rate provided by ordinance or at a lower rate; and

WHEREAS, the Board of Education has previously levied special taxes on parcels of taxable property in the District by ordinance, the rates of the special taxes that will be levied on such parcels for fiscal year 2011-12 will not exceed the rates of the special taxes that have previously been levied by ordinance;

NOW, THEREFORE, BE IT RESOLVED, DETERMINED AND ORDERED BY THE BOARD OF EDUCATION OF RIVERSIDE UNIFIED SCHOOL DISTRICT DOES ORDAIN AS FOLLOWS:

Section 1. Levy of Special Taxes. Special taxes shall be and are hereby levied for the 2011-12 fiscal year on all parcels of real property within the District which are subject to taxation, which are identified in Exhibit "A" attached hereto, and in the amount set forth for each such parcel in said Exhibit "A." Pursuant to Sections 53340 and 53358 of the Government Code, such special taxes shall be collected in the same manner as ordinary ad valorem property taxes are collected and shall be subject to the same penalties and the same procedure, sale, and lien priority in case of delinquency as is provided for ad valorem taxes.

Section 2. Transmittal to County. The Clerk of the Board of Education shall immediately following adoption of this resolution transmit a copy hereof to the Board of Supervisors and the County Auditor of the County of Riverside together with a request that the special taxes as levied hereby be collected on the tax bills for the parcels identified in Exhibit "A" hereto, along with the ordinary ad valorem property taxes to be levied on and collected from the owners of said parcels.

PASSED AND ADOPTED by the Board of Education of Riverside Unified School District at a regular meeting held on the 20th day of June, 2011, by the following vote:

AYES:

NOES:

ABSENT:

ABSTAINED:

Clerk of the Board of Education
of Riverside Unified School District

STATE OF CALIFORNIA)
) ss.
COUNTY OF RIVERSIDE)

I, Gayle Cloud, Clerk of the Board of Education of Riverside Unified School District, do hereby certify that the above and foregoing is a full, true and correct copy of Resolution No. 2010/11-66 of the Board of Education of Riverside Unified School District, and that the same has not been amended or repealed.

Dated: _____, 2011

Clerk of the Board of Education
of Riverside Unified School District

Exhibit "A" for Resolution 66

**Community Facilities District No. 16
Riverside Unified School District**

Fiscal Year 2011-2012 Special Tax Levy

<u>Assessor's Parcel Number</u>	<u>Tract</u>	<u>Lot</u>	<u>Number of Units</u>	<u>Permit Date</u>	<u>Taxable Lot Sq. Ft.</u>	<u>Building Sq. Ft.</u>	<u>Tax Class</u>	<u>FY 2011-12 Expected Maximum Special Tax</u>	<u>FY 2011-12 Special Tax Levy</u>	<u>FY 2010-11 Special Tax Levy</u>
294-502-030-5	30717-1	46	1	7/15/04	13,068	3,404	3	\$1,498.00	\$1,006.44	\$1,059.40
294-502-031-6	30717-1	47	1	10/31/03	13,068	3,752	4	\$1,664.00	\$1,117.96	\$1,176.80
294-502-032-7	30717-1	48	1	10/31/03	13,068	3,404	3	\$1,498.00	\$1,006.44	\$1,059.40
294-502-033-8	30717-1	49	1	10/31/03	13,068	3,384	3	\$1,498.00	\$1,006.44	\$1,059.40
294-502-034-9	30717-1	50	1	7/15/04	13,068	3,752	4	\$1,664.00	\$1,117.96	\$1,176.80
294-502-035-0	30717-1	51	1	7/15/04	27,878	3,384	3	\$1,498.00	\$1,006.44	\$1,059.40
294-502-036-1	30717-1	52	1	7/15/04	11,326	3,752	4	\$1,664.00	\$1,117.96	\$1,176.80
294-502-037-2	30717-1	53	1	7/15/04	10,454	3,404	3	\$1,498.00	\$1,006.44	\$1,059.40
294-502-038-3	30717-1	54	1	7/15/04	10,454	3,384	3	\$1,498.00	\$1,006.44	\$1,059.40
294-502-039-4	30717-1	55	1	7/15/04	10,454	3,404	3	\$1,498.00	\$1,006.44	\$1,059.40
294-502-040-4	30717-1	56	1	7/15/04	10,019	3,752	4	\$1,664.00	\$1,117.96	\$1,176.80
294-502-041-5	30717-1	57	1	7/15/04	16,553	3,404	3	\$1,498.00	\$1,006.44	\$1,059.40
294-502-042-6	30717-1	58	1	7/15/04	16,553	3,752	4	\$1,664.00	\$1,117.96	\$1,176.80
294-502-043-7	30717-1	59	1	7/15/04	10,019	3,404	3	\$1,498.00	\$1,006.44	\$1,059.40
294-502-044-8	30717-1	60	1	7/15/04	10,454	3,752	4	\$1,664.00	\$1,117.96	\$1,176.80
294-502-045-9	30717-1	61	1	7/15/04	12,632	3,384	3	\$1,498.00	\$1,006.44	\$1,059.40
294-503-001-2	30717-1	62	1	7/15/04	11,761	3,384	3	\$1,498.00	\$1,006.44	\$1,059.40
294-503-002-3	30717-1	63	1	7/15/04	10,454	3,752	4	\$1,664.00	\$1,117.96	\$1,176.80
294-503-003-4	30717-1	64	1	7/15/04	10,890	3,404	3	\$1,498.00	\$1,006.44	\$1,059.40
294-503-004-5	30717-1	65	1	7/15/04	11,761	3,384	3	\$1,498.00	\$1,006.44	\$1,059.40
294-503-005-6	30717-1	66	1	7/15/04	11,761	3,384	3	\$1,498.00	\$1,006.44	\$1,059.40
294-503-006-7	30717-1	67	1	7/15/04	10,890	3,752	4	\$1,664.00	\$1,117.96	\$1,176.80
294-503-007-8	30717-1	68	1	7/15/04	10,454	3,404	3	\$1,498.00	\$1,006.44	\$1,059.40
294-503-008-9	30717-1	69	1	7/15/04	11,761	3,384	3	\$1,498.00	\$1,006.44	\$1,059.40
294-550-001-8	30718	1	1	10/26/04	22,651	3,100	3	\$1,498.00	\$1,006.44	\$1,059.40
294-550-002-9	30718	2	1	10/21/03	16,553	2,848	2	\$1,361.00	\$914.40	\$962.52
294-550-003-0	30718	3	1	10/21/03	11,326	2,718	2	\$1,361.00	\$914.40	\$962.52
294-550-004-1	30718	4	1	10/21/03	11,326	2,945	2	\$1,361.00	\$914.40	\$962.52
294-550-005-2	30718	5	1	10/21/03	11,326	3,100	3	\$1,498.00	\$1,006.44	\$1,059.40
294-550-006-3	30718	6	1	10/26/04	10,890	2,945	2	\$1,361.00	\$914.40	\$962.52
294-550-007-4	30718	7	1	12/26/03	10,890	3,100	3	\$1,498.00	\$1,006.44	\$1,059.40
294-550-008-5	30718	8	1	12/26/03	10,454	2,718	2	\$1,361.00	\$914.40	\$962.52
294-550-009-6	30718	9	1	12/26/03	10,890	2,848	2	\$1,361.00	\$914.40	\$962.52
294-550-010-6	30718	10	1	12/26/03	10,890	3,100	3	\$1,498.00	\$1,006.44	\$1,059.40
294-550-011-7	30718	11	1	12/26/03	10,454	2,945	2	\$1,361.00	\$914.40	\$962.52
294-550-012-8	30718	12	1	12/26/03	10,454	2,718	2	\$1,361.00	\$914.40	\$962.52
294-550-013-9	30718	13	1	12/8/03	10,890	2,848	2	\$1,361.00	\$914.40	\$962.52
294-550-014-0	30718	14	1	12/8/03	10,454	3,100	3	\$1,498.00	\$1,006.44	\$1,059.40

**Community Facilities District No. 16
Riverside Unified School District**

Fiscal Year 2011-2012 Special Tax Levy

<u>Assessor's Parcel Number</u>	<u>Tract</u>	<u>Lot</u>	<u>Number of Units</u>	<u>Permit Date</u>	<u>Taxable Lot Sq. Ft.</u>	<u>Building Sq. Ft.</u>	<u>Tax Class</u>	<u>FY 2011-12 Expected Maximum Special Tax</u>	<u>FY 2011-12 Special Tax Levy</u>	<u>FY 2010-11 Special Tax Levy</u>
294-550-015-1	30718	15	1	12/8/03	10,454	2,718	2	\$1,361.00	\$914.40	\$962.52
294-550-016-2	30718	16	1	12/8/03	10,454	2,945	2	\$1,361.00	\$914.40	\$962.52
294-550-017-3	30718	77	1	10/26/04	17,424	2,718	2	\$1,361.00	\$914.40	\$962.52
294-550-018-4	30718	78	1	10/26/04	13,504	2,945	2	\$1,361.00	\$914.40	\$962.52
294-551-001-1	30718	55	1	12/8/03	11,326	2,945	2	\$1,361.00	\$914.40	\$962.52
294-551-002-2	30718	56	1	12/8/03	9,148	2,718	2	\$1,361.00	\$914.40	\$962.52
294-551-003-3	30718	57	1	12/8/03	8,712	3,100	3	\$1,498.00	\$1,006.44	\$1,059.40
294-551-004-4	30718	58	1	12/8/03	7,841	2,945	2	\$1,361.00	\$914.40	\$962.52
294-551-005-5	30718	59	1	12/8/03	8,712	3,100	3	\$1,498.00	\$1,006.44	\$1,059.40
294-552-001-4	30718	60	1	12/8/03	8,712	2,848	2	\$1,361.00	\$914.40	\$962.52
294-552-002-5	30718	61	1	12/8/03	7,405	2,718	2	\$1,361.00	\$914.40	\$962.52
294-552-003-6	30718	62	1	12/8/03	8,712	2,945	2	\$1,361.00	\$914.40	\$962.52
294-552-004-7	30718	63	1	12/8/03	8,712	3,100	3	\$1,498.00	\$1,006.44	\$1,059.40
294-552-005-8	30718	64	1	12/8/03	11,326	2,718	2	\$1,361.00	\$914.40	\$962.52
294-552-006-9	30718	65	1	12/26/03	10,890	2,945	2	\$1,361.00	\$914.40	\$962.52
294-552-007-0	30718	66	1	12/26/03	10,019	2,718	2	\$1,361.00	\$914.40	\$962.52
294-552-008-1	30718	67	1	12/26/03	9,583	3,100	3	\$1,498.00	\$1,006.44	\$1,059.40
294-552-009-2	30718	68	1	12/26/03	20,038	2,945	2	\$1,361.00	\$914.40	\$962.52
294-552-010-2	30718	69	1	12/26/03	12,197	2,848	2	\$1,361.00	\$914.40	\$962.52
294-552-011-3	30718	70	1	12/26/03	14,375	2,718	2	\$1,361.00	\$914.40	\$962.52
294-552-012-4	30718	71	1	12/26/03	13,504	3,100	3	\$1,498.00	\$1,006.44	\$1,059.40
294-552-013-5	30718	72	1	12/26/03	8,276	2,945	2	\$1,361.00	\$914.40	\$962.52
294-552-014-6	30718	73	1	12/29/03	10,454	2,848	2	\$1,361.00	\$914.40	\$962.52
294-552-015-7	30718	74	1	10/26/04	14,375	3,100	3	\$1,498.00	\$1,006.44	\$1,059.40
294-552-016-8	30718	75	1	10/26/04	10,890	2,945	2	\$1,361.00	\$914.40	\$962.52
294-552-017-9	30718	76	1	10/26/04	13,068	2,848	2	\$1,361.00	\$914.40	\$962.52
294-560-001-9	30718	17	1	12/8/03	10,454	2,848	2	\$1,361.00	\$914.40	\$962.52
294-560-002-0	30718	18	1	12/8/03	10,019	3,100	3	\$1,498.00	\$1,006.44	\$1,059.40
294-560-003-1	30718	19	1	12/8/03	10,454	2,718	2	\$1,361.00	\$914.40	\$962.52
294-560-004-2	30718	20	1	12/8/03	9,583	2,945	2	\$1,361.00	\$914.40	\$962.52
294-560-005-3	30718	21	1	12/8/03	10,454	2,848	2	\$1,361.00	\$914.40	\$962.52
294-560-006-4	30718	22	1	12/8/03	10,890	2,718	2	\$1,361.00	\$914.40	\$962.52
294-560-007-5	30718	23	1	12/8/03	10,019	3,100	3	\$1,498.00	\$1,006.44	\$1,059.40
294-560-008-6	30718	24	1	11/13/03	10,454	2,945	2	\$1,361.00	\$914.40	\$962.52
294-560-009-7	30718	25	1	11/13/03	11,326	3,100	3	\$1,498.00	\$1,006.44	\$1,059.40
294-560-010-7	30718	26	1	11/13/03	10,019	2,718	2	\$1,361.00	\$914.40	\$962.52
294-560-011-8	30718	27	1	11/13/03	10,454	3,100	3	\$1,498.00	\$1,006.44	\$1,059.40
294-560-012-9	30718	28	1	11/13/03	9,583	2,718	2	\$1,361.00	\$914.40	\$962.52

**Community Facilities District No. 16
Riverside Unified School District**

Fiscal Year 2011-2012 Special Tax Levy

<u>Assessor's Parcel Number</u>	<u>Tract</u>	<u>Lot</u>	<u>Number of Units</u>	<u>Permit Date</u>	<u>Taxable Lot Sq. Ft.</u>	<u>Building Sq. Ft.</u>	<u>Tax Class</u>	<u>FY 2011-12 Expected Maximum Special Tax</u>	<u>FY 2011-12 Special Tax Levy</u>	<u>FY 2010-11 Special Tax Levy</u>
294-560-013-0	30718	29	1	11/13/03	13,939	2,848	2	\$1,361.00	\$914.40	\$962.52
294-560-014-1	30718	30	1	11/13/03	24,394	2,945	2	\$1,361.00	\$914.40	\$962.52
294-560-015-2	30718	31	1	11/13/03	13,068	3,100	3	\$1,498.00	\$1,006.44	\$1,059.40
294-560-016-3	30718	32	1	11/13/03	9,148	2,718	2	\$1,361.00	\$914.40	\$962.52
294-560-017-4	30718	33	1	11/13/03	21,780	3,100	3	\$1,498.00	\$1,006.44	\$1,059.40
294-560-018-5	30718	34	1	11/13/03	15,246	2,718	2	\$1,361.00	\$914.40	\$962.52
294-560-019-6	30718	35	1	11/13/03	19,602	2,945	2	\$1,361.00	\$914.40	\$962.52
294-560-020-6	30718	36	1	11/13/03	10,454	3,100	3	\$1,498.00	\$1,006.44	\$1,059.40
294-560-021-7	30718	37	1	11/13/03	10,890	2,945	2	\$1,361.00	\$914.40	\$962.52
294-560-022-8	30718	38	1	11/13/03	10,890	3,100	3	\$1,498.00	\$1,006.44	\$1,059.40
294-560-023-9	30718	39	1	11/13/03	9,148	2,945	2	\$1,361.00	\$914.40	\$962.52
294-560-024-0	30718	40	1	11/13/03	8,712	2,718	2	\$1,361.00	\$914.40	\$962.52
294-560-025-1	30718	41	1	11/13/03	9,583	2,848	2	\$1,361.00	\$914.40	\$962.52
294-561-001-2	30718	42	1	11/13/03	10,890	3,100	3	\$1,498.00	\$1,006.44	\$1,059.40
294-561-002-3	30718	43	1	11/13/03	8,712	2,718	2	\$1,361.00	\$914.40	\$962.52
294-561-003-4	30718	44	1	11/13/03	9,148	2,848	2	\$1,361.00	\$914.40	\$962.52
294-561-004-5	30718	45	1	11/13/03	12,632	2,945	2	\$1,361.00	\$914.40	\$962.52
294-561-005-6	30718	46	1	12/8/03	9,583	2,945	2	\$1,361.00	\$914.40	\$962.52
294-561-006-7	30718	47	1	12/8/03	8,276	3,100	3	\$1,498.00	\$1,006.44	\$1,059.40
294-561-007-8	30718	48	1	12/8/03	10,019	2,848	2	\$1,361.00	\$914.40	\$962.52
294-561-008-9	30718	49	1	12/8/03	20,473	2,945	2	\$1,361.00	\$914.40	\$962.52
294-561-009-0	30718	50	1	12/8/03	13,504	2,718	2	\$1,361.00	\$914.40	\$962.52
294-561-010-0	30718	51	1	12/8/03	18,295	3,100	3	\$1,498.00	\$1,006.44	\$1,059.40
294-561-011-1	30718	52	1	12/8/03	10,019	2,945	2	\$1,361.00	\$914.40	\$962.52
294-561-012-2	30718	53	1	12/8/03	7,841	2,718	2	\$1,361.00	\$914.40	\$962.52
294-561-013-3	30718	54	1	12/8/03	10,890	2,848	2	\$1,361.00	\$914.40	\$962.52
294-570-001-0	30717-1	9	1	3/12/04	17,424	3,404	3	\$1,498.00	\$1,006.44	\$1,059.40
294-570-002-1	30717-1	10	1	3/12/04	18,295	3,752	4	\$1,664.00	\$1,117.96	\$1,176.80
294-570-003-2	30717-1	11	1	3/12/04	10,454	3,384	3	\$1,498.00	\$1,006.44	\$1,059.40
294-570-004-3	30717-1	12	1	3/12/04	10,019	3,752	4	\$1,664.00	\$1,117.96	\$1,176.80
294-570-005-4	30717-1	13	1	3/12/04	11,761	3,384	3	\$1,498.00	\$1,006.44	\$1,059.40
294-570-006-5	30717-1	14	1	2/11/04	11,326	3,384	3	\$1,498.00	\$1,006.44	\$1,059.40
294-570-007-6	30717-1	15	1	2/11/04	10,454	3,404	3	\$1,498.00	\$1,006.44	\$1,059.40
294-570-008-7	30717-1	16	1	2/11/04	9,583	3,752	4	\$1,664.00	\$1,117.96	\$1,176.80
294-570-009-8	30717-1	17	1	2/11/04	18,731	3,384	3	\$1,498.00	\$1,006.44	\$1,059.40
294-570-010-8	30717-1	18	1	2/11/04	15,682	3,752	4	\$1,664.00	\$1,117.96	\$1,176.80
294-570-011-9	30717-1	19	1	2/11/04	22,216	3,384	3	\$1,498.00	\$1,006.44	\$1,059.40
294-570-012-0	30717-1	20	1	2/11/04	13,068	3,404	3	\$1,498.00	\$1,006.44	\$1,059.40

**Community Facilities District No. 16
Riverside Unified School District**

Fiscal Year 2011-2012 Special Tax Levy

<u>Assessor's Parcel Number</u>	<u>Tract</u>	<u>Lot</u>	<u>Number of Units</u>	<u>Permit Date</u>	<u>Taxable Lot Sq. Ft.</u>	<u>Building Sq. Ft.</u>	<u>Tax Class</u>	<u>FY 2011-12 Expected Maximum Special Tax</u>	<u>FY 2011-12 Special Tax Levy</u>	<u>FY 2010-11 Special Tax Levy</u>
294-570-013-1	30717-1	21	1	2/11/04	12,197	3,752	4	\$1,664.00	\$1,117.96	\$1,176.80
294-570-014-2	30717-1	22	1	2/11/04	12,632	3,404	3	\$1,498.00	\$1,006.44	\$1,059.40
294-570-015-3	30717-1	23	1	2/11/04	13,939	3,384	3	\$1,498.00	\$1,006.44	\$1,059.40
294-570-016-4	30717-1	24	1	2/11/04	14,810	3,404	3	\$1,498.00	\$1,006.44	\$1,059.40
294-570-017-5	30717-1	25	1	2/11/04	15,682	3,384	3	\$1,498.00	\$1,006.44	\$1,059.40
294-570-018-6	30717-1	A	0		0	0	EX	\$0.00	\$0.00	\$0.00
294-570-019-7	30717-1	26	1	2/11/04	13,068	3,404	3	\$1,498.00	\$1,006.44	\$1,059.40
294-570-020-7	30717-1	27	1	2/11/04	13,068	3,384	3	\$1,498.00	\$1,006.44	\$1,059.40
294-570-021-8	30717-1	28	1	2/11/04	13,504	3,752	4	\$1,664.00	\$1,117.96	\$1,176.80
294-570-022-9	30717-1	29	1	2/11/04	16,553	3,404	3	\$1,498.00	\$1,006.44	\$1,059.40
294-570-023-0	30717-1	B	0		0	0	EX	\$0.00	\$0.00	\$0.00
294-570-024-1	30717-1	30	1	12/26/03	19,166	3,384	3	\$1,498.00	\$1,006.44	\$1,059.40
294-570-025-2	30717-1	31	1	12/26/03	12,632	3,404	3	\$1,498.00	\$1,006.44	\$1,059.40
294-570-026-3	30717-1	32	1	12/26/03	12,632	3,404	3	\$1,498.00	\$1,006.44	\$1,059.40
294-570-027-4	30717-1	33	1	12/26/03	12,632	3,404	3	\$1,498.00	\$1,006.44	\$1,059.40
294-570-028-5	30717-1	34	1	12/26/03	11,761	3,387	3	\$1,498.00	\$1,006.44	\$1,059.40
294-571-001-3	30717-1	81	1	12/26/03	9,583	3,752	4	\$1,664.00	\$1,117.96	\$1,176.80
294-571-002-4	30717-1	82	1	12/26/03	9,583	3,404	3	\$1,498.00	\$1,006.44	\$1,059.40
294-571-003-5	30717-1	83	1	12/26/03	9,583	3,752	4	\$1,664.00	\$1,117.96	\$1,176.80
294-571-004-6	30717-1	84	1	12/26/03	10,890	3,384	3	\$1,498.00	\$1,006.44	\$1,059.40
294-571-005-7	30717-1	85	1	12/26/03	12,632	3,384	3	\$1,498.00	\$1,006.44	\$1,059.40
294-571-006-8	30717-1	86	1	12/26/03	9,583	3,752	4	\$1,664.00	\$1,117.96	\$1,176.80
294-571-007-9	30717-1	87	1	12/26/03	8,712	3,404	3	\$1,498.00	\$1,006.44	\$1,059.40
294-571-008-0	30717-1	88	1	12/26/03	8,276	3,752	4	\$1,664.00	\$1,117.96	\$1,176.80
294-572-001-6	30717-1	109	1	12/26/03	10,019	3,404	3	\$1,498.00	\$1,006.44	\$1,059.40
294-572-002-7	30717-1	110	1	12/26/03	10,454	3,752	4	\$1,664.00	\$1,117.96	\$1,176.80
294-572-003-8	30717-1	111	1	12/26/03	10,454	3,404	3	\$1,498.00	\$1,006.44	\$1,059.40
294-572-004-9	30717-1	112	1	12/26/03	12,197	3,384	3	\$1,498.00	\$1,006.44	\$1,059.40
294-572-005-0	30717-1	113	1	2/11/04	13,068	3,384	3	\$1,498.00	\$1,006.44	\$1,059.40
294-572-006-1	30717-1	114	1	3/12/04	8,712	3,404	3	\$1,498.00	\$1,006.44	\$1,059.40
294-572-007-2	30717-1	115	1	3/12/04	8,712	3,752	4	\$1,664.00	\$1,117.96	\$1,176.80
294-572-008-3	30717-1	116	1	3/12/04	8,276	3,404	3	\$1,498.00	\$1,006.44	\$1,059.40
294-580-001-1	30717-1	1	1	5/18/04	10,019	3,384	3	\$1,498.00	\$1,006.44	\$1,059.40
294-580-002-2	30717-1	2	1	5/18/04	10,454	3,752	4	\$1,664.00	\$1,117.96	\$1,176.80
294-580-003-3	30717-1	3	1	5/18/04	10,454	3,404	3	\$1,498.00	\$1,006.44	\$1,059.40
294-580-004-4	30717-1	4	1	5/18/04	13,068	3,384	3	\$1,498.00	\$1,006.44	\$1,059.40
294-580-005-5	30717-1	5	1	3/12/04	10,019	3,404	3	\$1,498.00	\$1,006.44	\$1,059.40
294-580-006-6	30717-1	6	1	3/12/04	10,019	3,404	3	\$1,498.00	\$1,006.44	\$1,059.40

**Community Facilities District No. 16
Riverside Unified School District**

Fiscal Year 2011-2012 Special Tax Levy

<u>Assessor's Parcel Number</u>	<u>Tract</u>	<u>Lot</u>	<u>Number of Units</u>	<u>Permit Date</u>	<u>Taxable Lot Sq. Ft.</u>	<u>Building Sq. Ft.</u>	<u>Tax Class</u>	<u>FY 2011-12 Expected Maximum Special Tax</u>	<u>FY 2011-12 Special Tax Levy</u>	<u>FY 2010-11 Special Tax Levy</u>
294-580-007-7	30717-1	7	1	3/12/04	10,454	3,752	4	\$1,664.00	\$1,117.96	\$1,176.80
294-580-008-8	30717-1	8	1	3/12/04	20,038	3,404	3	\$1,498.00	\$1,006.44	\$1,059.40
294-581-001-4	30717-1	35	1	12/26/03	12,197	3,752	4	\$1,664.00	\$1,117.96	\$1,176.80
294-581-002-5	30717-1	36	1	11/21/03	12,197	3,404	3	\$1,498.00	\$1,006.44	\$1,059.40
294-581-003-6	30717-1	37	1	11/21/03	11,761	3,752	4	\$1,664.00	\$1,117.96	\$1,176.80
294-581-004-7	30717-1	38	1	11/21/03	12,197	3,404	3	\$1,498.00	\$1,006.44	\$1,059.40
294-581-005-8	30717-1	39	1	11/21/03	12,197	3,384	3	\$1,498.00	\$1,006.44	\$1,059.40
294-581-006-9	30717-1	40	1	11/21/03	11,326	3,752	4	\$1,664.00	\$1,117.96	\$1,176.80
294-581-007-0	30717-1	41	1	11/21/03	11,761	3,752	4	\$1,664.00	\$1,117.96	\$1,176.80
294-581-008-1	30717-1	42	1	11/21/03	11,761	3,404	3	\$1,498.00	\$1,006.44	\$1,059.40
294-581-009-2	30717-1	43	1	11/21/03	11,761	3,752	4	\$1,664.00	\$1,117.96	\$1,176.80
294-581-010-2	30717-1	44	1	11/21/03	12,197	3,404	3	\$1,498.00	\$1,006.44	\$1,059.40
294-581-011-3	30717-1	45	1	7/15/04	12,632	3,752	4	\$1,664.00	\$1,117.96	\$1,176.80
294-582-001-7	30717-1	70	1	11/21/03	10,454	3,382	3	\$1,498.00	\$1,006.44	\$1,059.40
294-582-002-8	30717-1	71	1	11/21/03	9,583	3,404	3	\$1,498.00	\$1,006.44	\$1,059.40
294-582-003-9	30717-1	72	1	11/21/03	9,583	3,752	4	\$1,664.00	\$1,117.96	\$1,176.80
294-582-004-0	30717-1	73	1	11/21/03	10,019	3,384	3	\$1,498.00	\$1,006.44	\$1,059.40
294-582-005-1	30717-1	74	1	11/21/03	10,019	3,404	3	\$1,498.00	\$1,006.44	\$1,059.40
294-582-006-2	30717-1	75	1	11/21/03	9,148	3,752	4	\$1,664.00	\$1,117.96	\$1,176.80
294-582-007-3	30717-1	76	1	11/21/03	9,583	3,404	3	\$1,498.00	\$1,006.44	\$1,059.40
294-582-008-4	30717-1	77	1	11/21/03	9,583	3,752	4	\$1,664.00	\$1,117.96	\$1,176.80
294-582-009-5	30717-1	78	1	11/21/03	9,583	3,384	3	\$1,498.00	\$1,006.44	\$1,059.40
294-582-010-5	30717-1	79	1	11/21/03	9,583	3,752	4	\$1,664.00	\$1,117.96	\$1,176.80
294-582-011-6	30717-1	80	1	12/26/03	9,583	3,404	3	\$1,498.00	\$1,006.44	\$1,059.40
294-582-012-7	30717-1	89	1	12/26/03	8,276	3,384	3	\$1,498.00	\$1,006.44	\$1,059.40
294-582-013-8	30717-1	90	1	12/11/03	8,276	3,752	4	\$1,664.00	\$1,117.96	\$1,176.80
294-582-014-9	30717-1	91	1	12/11/03	8,276	3,404	3	\$1,498.00	\$1,006.44	\$1,059.40
294-582-015-0	30717-1	92	1	12/11/03	8,276	3,752	4	\$1,664.00	\$1,117.96	\$1,176.80
294-582-016-1	30717-1	93	1	12/11/03	8,276	3,404	3	\$1,498.00	\$1,006.44	\$1,059.40
294-582-017-2	30717-1	94	1	12/11/03	7,841	3,752	4	\$1,664.00	\$1,117.96	\$1,176.80
294-582-018-3	30717-1	95	1	12/11/03	8,276	3,404	3	\$1,498.00	\$1,006.44	\$1,059.40
294-582-019-4	30717-1	96	1	12/11/03	8,276	3,384	3	\$1,498.00	\$1,006.44	\$1,059.40
294-582-020-4	30717-1	97	1	12/11/03	8,276	3,404	3	\$1,498.00	\$1,006.44	\$1,059.40
294-582-021-5	30717-1	98	1	12/11/03	13,504	3,384	3	\$1,498.00	\$1,006.44	\$1,059.40
294-583-001-0	30717-1	99	1	12/11/03	14,375	3,384	3	\$1,498.00	\$1,006.44	\$1,059.40
294-583-002-1	30717-1	100	1	12/11/03	9,583	3,752	4	\$1,664.00	\$1,117.96	\$1,176.80
294-583-003-2	30717-1	101	1	12/11/03	9,583	3,404	3	\$1,498.00	\$1,006.44	\$1,059.40
294-583-004-3	30717-1	102	1	12/11/03	10,019	3,752	4	\$1,664.00	\$1,117.96	\$1,176.80

**Community Facilities District No. 16
Riverside Unified School District**

Fiscal Year 2011-2012 Special Tax Levy

<u>Assessor's Parcel Number</u>	<u>Tract</u>	<u>Lot</u>	<u>Number of Units</u>	<u>Permit Date</u>	<u>Taxable Lot Sq. Ft.</u>	<u>Building Sq. Ft.</u>	<u>Tax Class</u>	<u>FY 2011-12 Expected Maximum Special Tax</u>	<u>FY 2011-12 Special Tax Levy</u>	<u>FY 2010-11 Special Tax Levy</u>
294-583-005-4	30717-1	103	1	12/11/03	9,583	3,404	3	\$1,498.00	\$1,006.44	\$1,059.40
294-583-006-5	30717-1	104	1	12/11/03	9,583	3,752	4	\$1,664.00	\$1,117.96	\$1,176.80
294-583-007-6	30717-1	105	1	12/11/03	10,019	3,384	3	\$1,498.00	\$1,006.44	\$1,059.40
294-583-008-7	30717-1	106	1	12/11/03	9,583	3,752	4	\$1,664.00	\$1,117.96	\$1,176.80
294-583-009-8	30717-1	107	1	12/11/03	10,019	3,404	3	\$1,498.00	\$1,006.44	\$1,059.40
294-583-010-8	30717-1	108	1	12/26/03	10,019	3,752	4	\$1,664.00	\$1,117.96	\$1,176.80
294-583-011-9	30717-1	117	1	3/12/04	8,276	3,752	4	\$1,664.00	\$1,117.96	\$1,176.80
294-583-012-0	30717-1	118	1	3/12/04	8,276	3,404	3	\$1,498.00	\$1,006.44	\$1,059.40
294-583-013-1	30717-1	119	1	3/12/04	8,276	3,752	4	\$1,664.00	\$1,117.96	\$1,176.80
294-583-014-2	30717-1	120	1	3/12/04	6,098	3,404	3	\$1,498.00	\$1,006.44	\$1,059.40
294-583-015-3	30717-1	121	1	5/18/04	8,276	3,752	4	\$1,664.00	\$1,117.96	\$1,176.80
294-583-016-4	30717-1	122	1	5/18/04	8,276	3,404	3	\$1,498.00	\$1,006.44	\$1,059.40
294-583-017-5	30717-1	123	1	5/18/04	8,712	3,752	4	\$1,664.00	\$1,117.96	\$1,176.80
294-583-018-6	30717-1	124	1	5/18/04	8,276	3,404	3	\$1,498.00	\$1,006.44	\$1,059.40
294-583-019-7	30717-1	125	1	5/18/04	8,276	3,752	4	\$1,664.00	\$1,117.96	\$1,176.80
294-583-020-7	30717-1	126	1	5/18/04	11,761	3,384	3	\$1,498.00	\$1,006.44	\$1,059.40
294-584-001-3	30717-1	127	1	5/18/04	17,424	3,384	3	\$1,498.00	\$1,006.44	\$1,059.40
294-584-002-4	30717-1	128	1	5/18/04	14,375	3,404	3	\$1,498.00	\$1,006.44	\$1,059.40
294-584-003-5	30717-1	129	1	5/18/04	14,375	3,384	3	\$1,498.00	\$1,006.44	\$1,059.40
294-584-004-6	30717-1	130	1	5/18/04	14,375	3,752	4	\$1,664.00	\$1,117.96	\$1,176.80
294-584-005-7	30717-1	131	1	5/18/04	16,988	3,384	3	\$1,498.00	\$1,006.44	\$1,059.40
294-584-006-8	30717-1	132	1	5/18/04	11,761	3,384	3	\$1,498.00	\$1,006.44	\$1,059.40
294-584-007-9	30717-1	133	1	5/18/04	10,454	3,404	3	\$1,498.00	\$1,006.44	\$1,059.40
294-584-008-0	30717-1	134	1	5/18/04	10,454	3,752	4	\$1,664.00	\$1,117.96	\$1,176.80
294-584-009-1	30717-1	135	1	5/18/04	10,454	3,404	3	\$1,498.00	\$1,006.44	\$1,059.40
294-584-010-1	30717-1	136	1	5/18/04	12,197	3,384	3	\$1,498.00	\$1,006.44	\$1,059.40
294-590-001-2	30717	1	1	12/24/03	11,761	2,414	1	\$1,248.00	\$838.48	\$882.60
294-590-002-3	30717	2	1	12/24/03	9,148	2,598	1	\$1,248.00	\$838.48	\$882.60
294-590-003-4	30717	3	1	12/24/03	8,712	2,684	1	\$1,248.00	\$838.48	\$882.60
294-590-004-5	30717	4	1	12/24/03	9,583	2,414	1	\$1,248.00	\$838.48	\$882.60
294-590-005-6	30717	5	1	12/24/03	9,583	2,598	1	\$1,248.00	\$838.48	\$882.60
294-590-006-7	30717	6	1	12/24/03	9,148	2,684	1	\$1,248.00	\$838.48	\$882.60
294-590-007-8	30717	7	1	2/6/04	9,148	2,414	1	\$1,248.00	\$838.48	\$882.60
294-590-008-9	30717	8	1	2/6/04	9,148	2,598	1	\$1,248.00	\$838.48	\$882.60
294-590-009-0	30717	9	1	2/6/04	11,326	2,684	1	\$1,248.00	\$838.48	\$882.60
294-590-010-0	30717	10	1	2/6/04	12,632	2,598	1	\$1,248.00	\$838.48	\$882.60
294-590-011-1	30717	11	1	2/6/04	22,651	2,414	1	\$1,248.00	\$838.48	\$882.60
294-590-012-2	30717	12	1	2/6/04	17,424	2,684	1	\$1,248.00	\$838.48	\$882.60

**Community Facilities District No. 16
Riverside Unified School District**

Fiscal Year 2011-2012 Special Tax Levy

<u>Assessor's Parcel Number</u>	<u>Tract</u>	<u>Lot</u>	<u>Number of Units</u>	<u>Permit Date</u>	<u>Taxable Lot Sq. Ft.</u>	<u>Building Sq. Ft.</u>	<u>Tax Class</u>	<u>FY 2011-12 Expected Maximum Special Tax</u>	<u>FY 2011-12 Special Tax Levy</u>	<u>FY 2010-11 Special Tax Levy</u>
294-590-013-3	30717	13	1	2/6/04	14,810	2,414	1	\$1,248.00	\$838.48	\$882.60
294-590-014-4	30717	14	1	2/6/04	12,632	2,598	1	\$1,248.00	\$838.48	\$882.60
294-590-015-5	30717	15	1	2/11/04	12,632	2,414	1	\$1,248.00	\$838.48	\$882.60
294-590-016-6	30717	16	1	2/11/04	12,197	2,598	1	\$1,248.00	\$838.48	\$882.60
294-590-017-7	30717	17	1	2/11/04	11,761	2,684	1	\$1,248.00	\$838.48	\$882.60
294-590-018-8	30717	18	1	2/11/04	15,682	2,414	1	\$1,248.00	\$838.48	\$882.60
294-590-019-9	30717	19	1	3/11/04	8,712	2,684	1	\$1,248.00	\$838.48	\$882.60
294-590-020-9	30717	20	1	3/11/04	8,712	2,598	1	\$1,248.00	\$838.48	\$882.60
294-590-021-0	30717	21	1	3/11/04	11,326	2,684	1	\$1,248.00	\$838.48	\$882.60
294-590-022-1	30717	22	1	3/11/04	13,068	2,598	1	\$1,248.00	\$838.48	\$882.60
294-590-023-2	30717	23	1	3/11/04	11,326	2,684	1	\$1,248.00	\$838.48	\$882.60
294-591-001-5	30717	48	1	7/14/04	7,841	2,598	1	\$1,248.00	\$838.48	\$882.60
294-591-002-6	30717	49	1	12/19/03	7,841	2,414	1	\$1,248.00	\$838.48	\$882.60
294-591-003-7	30717	50	1	12/19/03	7,841	2,598	1	\$1,248.00	\$838.48	\$882.60
294-591-004-8	30717	51	1	12/19/03	11,761	2,684	1	\$1,248.00	\$838.48	\$882.60
294-592-001-8	30717	52	1	3/11/04	14,810	2,414	1	\$1,248.00	\$838.48	\$882.60
294-592-002-9	30717	53	1	3/11/04	17,860	2,414	1	\$1,248.00	\$838.48	\$882.60
294-592-003-0	30717	54	1	3/11/04	17,860	2,598	1	\$1,248.00	\$838.48	\$882.60
294-592-004-1	30717	55	1	3/11/04	28,750	2,414	1	\$1,248.00	\$838.48	\$882.60
294-592-005-2	30717	56	1	3/11/04	13,068	2,684	1	\$1,248.00	\$838.48	\$882.60
294-592-006-3	30717	57	1	2/11/04	12,632	2,414	1	\$1,248.00	\$838.48	\$882.60
294-592-007-4	30717	58	1	2/11/04	7,841	2,684	1	\$1,248.00	\$838.48	\$882.60
294-592-008-5	30717	59	1	2/11/04	8,276	2,598	1	\$1,248.00	\$838.48	\$882.60
294-592-009-6	30717	60	1	2/11/04	8,712	2,414	1	\$1,248.00	\$838.48	\$882.60
294-592-010-6	30717	61	1	2/11/04	15,246	2,684	1	\$1,248.00	\$838.48	\$882.60
294-592-011-7	30717	62	1	2/11/04	15,246	2,598	1	\$1,248.00	\$838.48	\$882.60
294-592-012-8	30717	63	1	2/11/04	29,621	2,414	1	\$1,248.00	\$838.48	\$882.60
294-592-013-9	30717	64	1	2/11/04	13,068	2,684	1	\$1,248.00	\$838.48	\$882.60
294-592-014-0	30717	65	1	2/11/04	12,197	2,598	1	\$1,248.00	\$838.48	\$882.60
294-592-015-1	30717	66	1	2/11/04	11,761	2,414	1	\$1,248.00	\$838.48	\$882.60
294-592-016-2	30717	67	1	2/11/04	10,890	2,684	1	\$1,248.00	\$838.48	\$882.60
294-592-017-3	30717	68	1	2/11/04	14,810	2,598	1	\$1,248.00	\$838.48	\$882.60
294-592-018-4	30717	69	1	2/6/04	11,761	2,684	1	\$1,248.00	\$838.48	\$882.60
294-592-019-5	30717	70	1	2/6/04	7,841	2,598	1	\$1,248.00	\$838.48	\$882.60
294-592-020-5	30717	71	1	2/6/04	7,405	2,414	1	\$1,248.00	\$838.48	\$882.60
294-592-021-6	30717	72	1	12/26/03	7,405	2,598	1	\$1,248.00	\$838.48	\$882.60
294-592-022-7	30717	73	1	12/26/03	8,276	2,684	1	\$1,248.00	\$838.48	\$882.60
294-592-023-8	30717	74	1	12/26/03	7,841	2,414	1	\$1,248.00	\$838.48	\$882.60

**Community Facilities District No. 16
Riverside Unified School District**

Fiscal Year 2011-2012 Special Tax Levy

<u>Assessor's Parcel Number</u>	<u>Tract</u>	<u>Lot</u>	<u>Number of Units</u>	<u>Permit Date</u>	<u>Taxable Lot Sq. Ft.</u>	<u>Building Sq. Ft.</u>	<u>Tax Class</u>	<u>FY 2011-12 Expected Maximum Special Tax</u>	<u>FY 2011-12 Special Tax Levy</u>	<u>FY 2010-11 Special Tax Levy</u>
294-592-024-9	30717	75	1	12/26/03	7,405	2,684	1	\$1,248.00	\$838.48	\$882.60
294-592-025-0	30717	76	1	12/26/03	13,068	2,598	1	\$1,248.00	\$838.48	\$882.60
294-600-001-2	30717	24	1	5/18/04	11,326	2,414	1	\$1,248.00	\$838.48	\$882.60
294-600-002-3	30717	25	1	5/18/04	9,583	2,598	1	\$1,248.00	\$838.48	\$882.60
294-600-003-4	30717	26	1	5/18/04	11,326	2,684	1	\$1,248.00	\$838.48	\$882.60
294-600-004-5	30717	27	1	5/18/04	11,761	2,414	1	\$1,248.00	\$838.48	\$882.60
294-600-005-6	30717	28	1	5/18/04	10,454	2,598	1	\$1,248.00	\$838.48	\$882.60
294-600-006-7	30717	29	1	5/18/04	16,988	2,684	1	\$1,248.00	\$838.48	\$882.60
294-600-007-8	30717	30	1	5/18/04	8,712	2,414	1	\$1,248.00	\$838.48	\$882.60
294-600-008-9	30717	31	1	5/18/04	13,068	2,598	1	\$1,248.00	\$838.48	\$882.60
294-600-009-0	30717	32	1	7/14/04	12,197	2,414	1	\$1,248.00	\$838.48	\$882.60
294-600-010-0	30717	33	1	7/14/04	8,712	2,598	1	\$1,248.00	\$838.48	\$882.60
294-600-011-1	30717	34	1	7/14/04	14,810	2,684	1	\$1,248.00	\$838.48	\$882.60
294-600-012-2	30717	35	1	7/14/04	11,326	2,598	1	\$1,248.00	\$838.48	\$882.60
294-600-013-3	30717	36	1	7/14/04	16,117	2,414	1	\$1,248.00	\$838.48	\$882.60
294-600-014-4	30717	37	1	7/14/04	12,197	2,684	1	\$1,248.00	\$838.48	\$882.60
294-600-015-5	30717	38	1	7/14/04	9,148	2,414	1	\$1,248.00	\$838.48	\$882.60
294-600-016-6	30717	39	1	7/14/04	9,148	2,598	1	\$1,248.00	\$838.48	\$882.60
294-600-017-7	30717	40	1	7/14/04	10,019	2,684	1	\$1,248.00	\$838.48	\$882.60
294-600-018-8	30717	41	1	7/14/04	11,761	2,414	1	\$1,248.00	\$838.48	\$882.60
294-600-019-9	30717-2	1	1	3/11/04	10,890	2,848	2	\$1,361.00	\$914.40	\$962.52
294-600-020-9	30717-2	2	1	3/11/04	11,761	2,718	2	\$1,361.00	\$914.40	\$962.52
294-600-021-0	30717-2	3	1	3/11/04	11,761	2,945	2	\$1,361.00	\$914.40	\$962.52
294-600-022-1	30717-2	4	1	3/11/04	10,890	3,100	3	\$1,498.00	\$1,006.44	\$1,059.40
294-600-023-2	30717-2	5	1	3/11/04	10,454	2,848	2	\$1,361.00	\$914.40	\$962.52
294-600-024-3	30717-2	6	1	3/18/04	10,454	2,718	2	\$1,361.00	\$914.40	\$962.52
294-600-025-4	30717-2	7	1	3/18/04	11,326	2,945	2	\$1,361.00	\$914.40	\$962.52
294-601-001-5	30717	42	1	7/14/04	10,454	2,598	1	\$1,248.00	\$838.48	\$882.60
294-601-002-6	30717	43	1	7/14/04	8,276	2,684	1	\$1,248.00	\$838.48	\$882.60
294-601-003-7	30717	44	1	5/18/04	10,454	2,414	1	\$1,248.00	\$838.48	\$882.60
294-601-004-8	30717	45	1	5/18/04	11,326	2,598	1	\$1,248.00	\$838.48	\$882.60
294-601-005-9	30717	46	1	5/18/04	11,761	2,684	1	\$1,248.00	\$838.48	\$882.60
294-601-006-0	30717	47	1	3/11/04	11,761	2,414	1	\$1,248.00	\$838.48	\$882.60
294-601-007-1	30717-2	70	1	3/11/04	10,454	2,945	2	\$1,361.00	\$914.40	\$962.52
294-601-008-2	30717-2	71	1	3/11/04	9,583	2,718	2	\$1,361.00	\$914.40	\$962.52
294-601-009-3	30717-2	72	1	3/11/04	10,454	2,848	2	\$1,361.00	\$914.40	\$962.52
294-601-010-3	30717-2	73	1	3/11/04	11,326	3,100	3	\$1,498.00	\$1,006.44	\$1,059.40
294-601-011-4	30717-2	74	1	3/11/04	10,890	2,945	2	\$1,361.00	\$914.40	\$962.52

**Community Facilities District No. 16
Riverside Unified School District**

Fiscal Year 2011-2012 Special Tax Levy

<u>Assessor's Parcel Number</u>	<u>Tract</u>	<u>Lot</u>	<u>Number of Units</u>	<u>Permit Date</u>	<u>Taxable Lot Sq. Ft.</u>	<u>Building Sq. Ft.</u>	<u>Tax Class</u>	<u>FY 2011-12 Expected Maximum Special Tax</u>	<u>FY 2011-12 Special Tax Levy</u>	<u>FY 2010-11 Special Tax Levy</u>
294-601-012-5	30717-2	75	1	3/11/04	11,761	2,718	2	\$1,361.00	\$914.40	\$962.52
294-602-001-8	30717-2	58	1	3/11/04	10,019	2,718	2	\$1,361.00	\$914.40	\$962.52
294-602-002-9	30717-2	59	1	3/11/04	9,148	2,945	2	\$1,361.00	\$914.40	\$962.52
294-602-003-0	30717-2	60	1	3/11/04	9,148	3,100	3	\$1,498.00	\$1,006.44	\$1,059.40
294-603-001-1	30717-2	61	1	3/18/04	10,019	2,848	2	\$1,361.00	\$914.40	\$962.52
294-603-002-2	30717-2	62	1	3/18/04	8,276	2,718	2	\$1,361.00	\$914.40	\$962.52
294-603-003-3	30717-2	63	1	3/18/04	8,712	2,945	2	\$1,361.00	\$914.40	\$962.52
294-603-004-4	30717-2	64	1	3/18/04	8,712	3,100	3	\$1,498.00	\$1,006.44	\$1,059.40
294-603-005-5	30717-2	65	1	3/18/04	11,326	2,848	2	\$1,361.00	\$914.40	\$962.52
294-603-006-6	30717-2	66	1	3/11/04	12,632	2,945	2	\$1,361.00	\$914.40	\$962.52
294-603-007-7	30717-2	67	1	3/11/04	10,890	2,718	2	\$1,361.00	\$914.40	\$962.52
294-603-008-8	30717-2	68	1	3/11/04	10,454	2,848	2	\$1,361.00	\$914.40	\$962.52
294-603-009-9	30717-2	69	1	3/11/04	14,375	3,100	3	\$1,498.00	\$1,006.44	\$1,059.40
294-610-001-3	30717-2	8	1	3/18/04	10,454	3,100	3	\$1,498.00	\$1,006.44	\$1,059.40
294-610-002-4	30717-2	9	1	3/18/04	9,583	2,848	2	\$1,361.00	\$914.40	\$962.52
294-610-003-5	30717-2	10	1	3/18/04	10,019	2,718	2	\$1,361.00	\$914.40	\$962.52
294-610-004-6	30717-2	11	1	5/18/04	10,019	2,945	2	\$1,361.00	\$914.40	\$962.52
294-610-005-7	30717-2	12	1	5/18/04	10,454	3,100	3	\$1,498.00	\$1,006.44	\$1,059.40
294-610-006-8	30717-2	13	1	5/18/04	11,326	2,848	2	\$1,361.00	\$914.40	\$962.52
294-610-007-9	30717-2	14	1	5/18/04	12,632	2,718	2	\$1,361.00	\$914.40	\$962.52
294-610-008-0	30717-2	15	1	5/18/04	13,939	2,945	2	\$1,361.00	\$914.40	\$962.52
294-610-009-1	30717-2	16	1	7/14/04	13,068	3,100	3	\$1,498.00	\$1,006.44	\$1,059.40
294-610-010-1	30717-2	17	1	7/14/04	13,068	2,848	2	\$1,361.00	\$914.40	\$962.52
294-610-011-2	30717-2	18	1	7/14/04	13,068	2,718	2	\$1,361.00	\$914.40	\$962.52
294-610-012-3	30717-2	19	1	7/14/04	12,197	2,945	2	\$1,361.00	\$914.40	\$962.52
294-610-013-4	30717-2	20	1	7/14/04	12,632	3,100	3	\$1,498.00	\$1,006.44	\$1,059.40
294-610-014-5	30717-2	21	1	7/14/04	12,197	2,848	2	\$1,361.00	\$914.40	\$962.52
294-610-015-6	30717-2	22	1	7/14/04	12,632	2,718	2	\$1,361.00	\$914.40	\$962.52
294-611-001-6	30717-2	23	1	7/15/04	8,712	2,848	2	\$1,361.00	\$914.40	\$962.52
294-611-002-7	30717-2	24	1	7/15/04	7,841	3,100	3	\$1,498.00	\$1,006.44	\$1,059.40
294-611-003-8	30717-2	25	1	7/15/04	7,841	2,718	2	\$1,361.00	\$914.40	\$962.52
294-611-004-9	30717-2	26	1	7/15/04	7,841	2,945	2	\$1,361.00	\$914.40	\$962.52
294-611-005-0	30717-2	27	1	7/15/04	7,841	3,100	3	\$1,498.00	\$1,006.44	\$1,059.40
294-611-006-1	30717-2	28	1	7/15/04	8,712	2,945	2	\$1,361.00	\$914.40	\$962.52
294-611-007-2	30717-2	29	1	7/15/04	10,454	2,046	1	\$1,248.00	\$838.48	\$882.60
294-611-008-3	30717-2	30	1	7/15/04	7,841	2,945	2	\$1,361.00	\$914.40	\$962.52
294-611-009-4	30717-2	31	1	7/15/04	7,405	3,100	3	\$1,498.00	\$1,006.44	\$1,059.40
294-611-010-4	30717-2	32	1	7/15/04	13,504	2,848	2	\$1,361.00	\$914.40	\$962.52

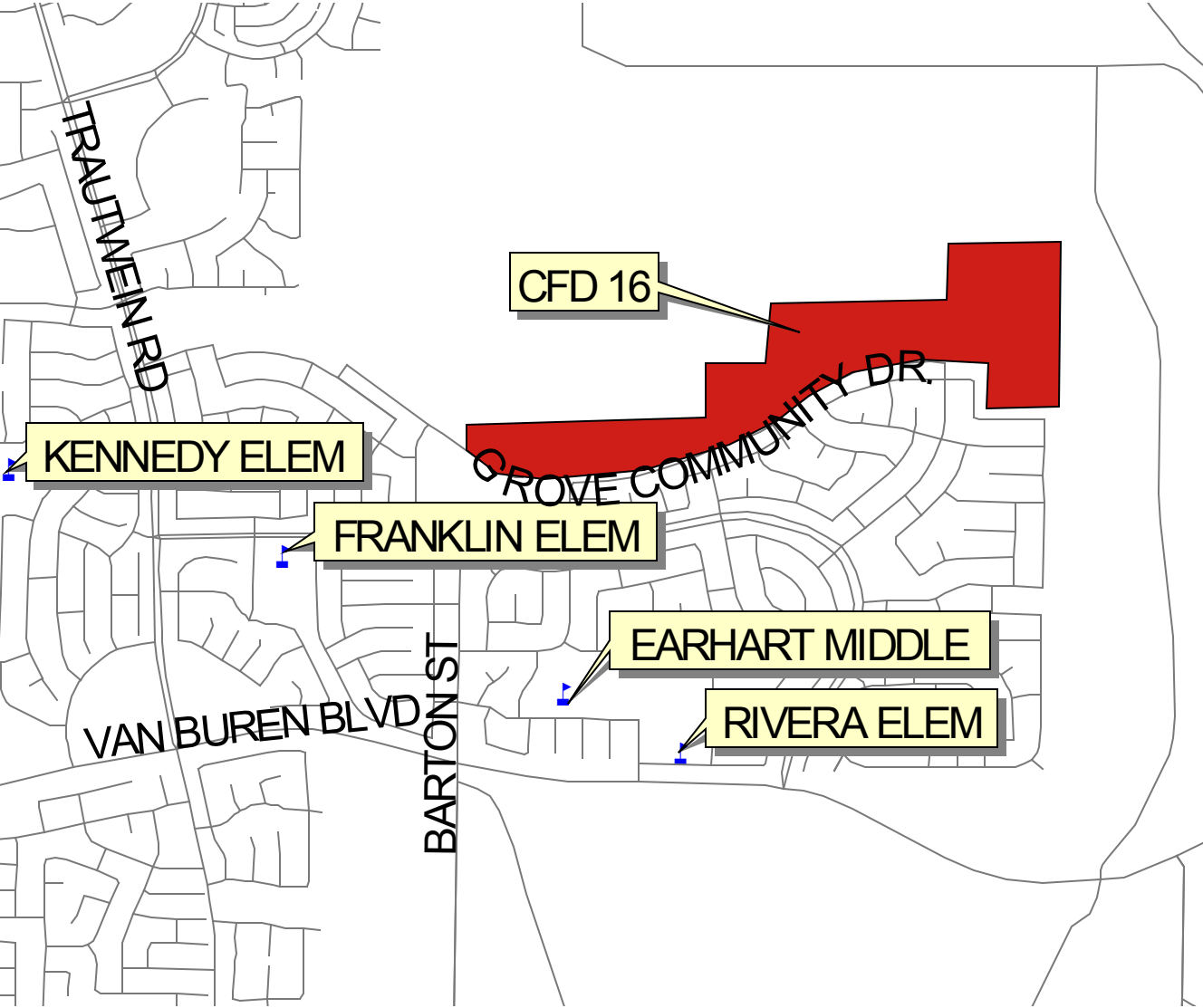
**Community Facilities District No. 16
Riverside Unified School District**

Fiscal Year 2011-2012 Special Tax Levy


<u>Assessor's Parcel Number</u>	<u>Tract</u>	<u>Lot</u>	<u>Number of Units</u>	<u>Permit Date</u>	<u>Taxable Lot Sq. Ft.</u>	<u>Building Sq. Ft.</u>	<u>Tax Class</u>	<u>FY 2011-12 Expected Maximum Special Tax</u>	<u>FY 2011-12 Special Tax Levy</u>	<u>FY 2010-11 Special Tax Levy</u>
294-611-011-5	30717-2	33	1	7/15/04	13,068	2,718	2	\$1,361.00	\$914.40	\$962.52
294-611-012-6	30717-2	34	1	7/15/04	16,117	2,848	2	\$1,361.00	\$914.40	\$962.52
294-611-013-7	30717-2	35	1	7/15/04	12,197	3,100	3	\$1,498.00	\$1,006.44	\$1,059.40
294-611-014-8	30717-2	36	1	7/15/04	8,276	2,945	2	\$1,361.00	\$914.40	\$962.52
294-611-015-9	30717-2	37	1	7/15/04	8,276	2,718	2	\$1,361.00	\$914.40	\$962.52
294-611-016-0	30717-2	38	1	7/15/04	9,148	2,848	2	\$1,361.00	\$914.40	\$962.52
294-611-017-1	30717-2	39	1	5/18/04	8,276	2,945	2	\$1,361.00	\$914.40	\$962.52
294-611-018-2	30717-2	40	1	5/18/04	7,405	2,718	2	\$1,361.00	\$914.40	\$962.52
294-611-019-3	30717-2	41	1	5/18/04	7,405	3,100	3	\$1,498.00	\$1,006.44	\$1,059.40
294-611-020-3	30717-2	42	1	5/18/04	7,841	2,945	2	\$1,361.00	\$914.40	\$962.52
294-611-021-4	30717-2	43	1	5/18/04	13,068	2,848	2	\$1,361.00	\$914.40	\$962.52
294-611-022-5	30717-2	44	1	5/18/04	12,632	2,718	2	\$1,361.00	\$914.40	\$962.52
294-611-023-6	30717-2	45	1	5/18/04	16,117	2,945	2	\$1,361.00	\$914.40	\$962.52
294-611-024-7	30717-2	46	1	5/18/04	12,197	2,848	2	\$1,361.00	\$914.40	\$962.52
294-611-025-8	30717-2	47	1	5/18/04	8,712	3,100	3	\$1,498.00	\$1,006.44	\$1,059.40
294-611-026-9	30717-2	48	1	5/18/04	7,405	2,718	2	\$1,361.00	\$914.40	\$962.52
294-611-027-0	30717-2	49	1	5/18/04	7,841	3,100	3	\$1,498.00	\$1,006.44	\$1,059.40
294-611-028-1	30717-2	50	1	5/18/04	10,019	2,848	2	\$1,361.00	\$914.40	\$962.52
294-611-029-2	30717-2	51	1	3/18/04	9,583	2,945	2	\$1,361.00	\$914.40	\$962.52
294-611-030-2	30717-2	52	1	3/18/04	7,841	3,100	3	\$1,498.00	\$1,006.44	\$1,059.40
294-611-031-3	30717-2	53	1	3/18/04	7,841	2,848	2	\$1,361.00	\$914.40	\$962.52
294-611-032-4	30717-2	54	1	3/18/04	8,276	2,718	2	\$1,361.00	\$914.40	\$962.52
294-611-033-5	30717-2	55	1	3/18/04	8,276	2,945	2	\$1,361.00	\$914.40	\$962.52
294-611-034-6	30717-2	56	1	3/18/04	8,712	3,100	3	\$1,498.00	\$1,006.44	\$1,059.40
294-611-035-7	30717-2	57	1	3/18/04	9,583	2,718	2	\$1,361.00	\$914.40	\$962.52
Totals:			365		4,158,673	1,117,178		\$629,036.01	\$349,350.64	\$367,734.64

J:\CLIENTS\RUSD\ADMIN\2011_2012\CFD16\Database\cfd16 tax roll.rpt
6/6/2011

CFD 16 VICINITY MAP



 CFD 16
 Street.shp
 RUSD Schools



RESOLUTION NO. 2010/11-67

RESOLUTION OF THE BOARD OF EDUCATION OF RIVERSIDE UNIFIED SCHOOL DISTRICT LEVYING SPECIAL TAXES TO BE COLLECTED DURING FISCAL YEAR 2011-12 FOR THE PAYMENT OF THE PRINCIPAL OF AND INTEREST ON AND ADMINISTRATIVE EXPENSES WITH RESPECT TO THE BONDS OF COMMUNITY FACILITIES DISTRICT NO. 17 (ALDEA VILLAGE) OF RIVERSIDE UNIFIED SCHOOL DISTRICT

WHEREAS, it is necessary that the Board of Education of Riverside Unified School District (the "Board of Education") levy special taxes pursuant to Sections 53340 and 53358 of the Government Code for the payment of the principal of and interest on the outstanding bonds of Community Facilities District No. 17 (Aldea Village) of Riverside Unified School District, County of Riverside, State of California (the "District"), and for the payment of administrative expenses incurred in connection with the levy and collection of said special taxes and the payment of such principal and interest; and

WHEREAS, pursuant to Section 53340 of the Government Code, the Board of Education may by resolution provide for the levy of special taxes on parcels of taxable property in the District at a rate provided by ordinance or at a lower rate; and

WHEREAS, the Board of Education has previously levied special taxes on parcels of taxable property in the District by ordinance, the rates of the special taxes that will be levied on such parcels for fiscal year 2011-12 will not exceed the rates of the special taxes that have previously been levied by ordinance;

NOW, THEREFORE, BE IT RESOLVED, DETERMINED AND ORDERED BY THE BOARD OF EDUCATION OF RIVERSIDE UNIFIED SCHOOL DISTRICT DOES ORDAIN AS FOLLOWS:

Section 1. Levy of Special Taxes. Special taxes shall be and are hereby levied for the 2011-12 fiscal year on all parcels of real property within the District which are subject to taxation, which are identified in Exhibit "A" attached hereto, and in the amount set forth for each such parcel in said Exhibit "A." Pursuant to Sections 53340 and 53358 of the Government Code, such special taxes shall be collected in the same manner as ordinary ad valorem property taxes are collected and shall be subject to the same penalties and the same procedure, sale, and lien priority in case of delinquency as is provided for ad valorem taxes.

Section 2. Transmittal to County. The Clerk of the Board of Education shall immediately following adoption of this resolution transmit a copy hereof to the Board of Supervisors and the County Auditor of the County of Riverside together with a request that the special taxes as levied hereby be collected on the tax bills for the parcels identified in Exhibit "A" hereto, along with the ordinary ad valorem property taxes to be levied on and collected from the owners of said parcels.

PASSED AND ADOPTED by the Board of Education of Riverside Unified School District at a regular meeting held on the 20th day of June, 2011, by the following vote:

AYES:

NOES:

ABSENT:

ABSTAINED:

Clerk of the Board of Education
of Riverside Unified School District

STATE OF CALIFORNIA)
) ss.
COUNTY OF RIVERSIDE)

I, Gayle Cloud, Clerk of the Board of Education of Riverside Unified School District, do hereby certify that the above and foregoing is a full, true and correct copy of Resolution No. 2010/11-67 of the Board of Education of Riverside Unified School District, and that the same has not been amended or repealed.

Dated: _____, 2011

Clerk of the Board of Education
of Riverside Unified School District

Exhibit "A" for Resolution 67

**Community Facilities District No. 17
Riverside Unified School District**

Fiscal Year 2011-2012 Special Tax Levy

<u>Assessor's Parcel Number</u>	<u>Tract</u>	<u>Lot</u>	<u>Number of Units</u>	<u>Permit Date</u>	<u>Taxable Lot Sq. Ft.</u>	<u>Building Sq. Ft.</u>	<u>Tax Class</u>	<u>FY 2011-12 Expected Maximum Special Tax</u>	<u>FY 2011-12 Special Tax Levy</u>	<u>FY 2011-12 Special Tax Levy</u>
210-210-017-0	30907	55	1	3/1/05	2,614	1,704	2	\$1,878.45	\$1,401.90	\$1,475.68
210-210-018-1	30907	56	1	3/1/05	2,614	1,807	2	\$1,878.45	\$1,401.90	\$1,475.68
210-210-019-2	30907	57	1	3/1/05	2,614	2,068	1	\$2,136.27	\$1,594.32	\$1,678.22
210-210-020-2	30907	58	1	3/31/05	2,614	1,704	2	\$1,878.45	\$1,401.90	\$1,475.68
210-210-021-3	30907	59	1	3/31/05	2,614	1,807	2	\$1,878.45	\$1,401.90	\$1,475.68
210-210-022-4	30907	60	1	3/31/05	2,614	2,068	1	\$2,136.27	\$1,594.32	\$1,678.22
210-210-023-5	30907	61	1	3/31/05	2,614	1,704	2	\$1,878.45	\$1,401.90	\$1,475.68
210-210-024-6	30907	62	1	3/31/05	2,614	2,068	1	\$2,136.27	\$1,594.32	\$1,678.22
210-210-025-7	30907	63	1	3/31/05	2,614	1,807	2	\$1,878.45	\$1,401.90	\$1,475.68
210-210-026-8	30907	64	1	3/31/05	2,614	2,068	1	\$2,136.27	\$1,594.32	\$1,678.22
210-210-027-9	30907	65	1	3/31/05	2,614	1,704	2	\$1,878.45	\$1,401.90	\$1,475.68
210-210-028-0	30907	66	1	3/31/05	2,614	2,068	1	\$2,136.27	\$1,594.32	\$1,678.22
210-210-029-1	30907	67	1	3/31/05	2,178	1,704	2	\$1,878.45	\$1,401.90	\$1,475.68
210-210-030-1	30907	68	1	3/31/05	2,178	2,068	1	\$2,136.27	\$1,594.32	\$1,678.22
210-210-031-2	30907	69	1	3/31/05	2,178	1,807	2	\$1,878.45	\$1,401.90	\$1,475.68
210-210-032-3	30907	70	1	3/31/05	2,178	2,068	1	\$2,136.27	\$1,594.32	\$1,678.22
210-210-033-4	30907	71	1	3/31/05	2,178	1,704	2	\$1,878.45	\$1,401.90	\$1,475.68
210-210-034-5	30907	72	1	3/31/05	2,178	1,807	2	\$1,878.45	\$1,401.90	\$1,475.68
210-210-035-6	30907	73	1	3/31/05	2,614	2,068	1	\$2,136.27	\$1,594.32	\$1,678.22
210-210-036-7	30907	74	1	3/31/05	2,614	1,807	2	\$1,878.45	\$1,401.90	\$1,475.68
210-210-037-8	30907	75	1	3/31/05	2,614	1,704	2	\$1,878.45	\$1,401.90	\$1,475.68
210-210-038-9	30907	76	1	3/31/05	2,178	1,704	2	\$1,878.45	\$1,401.90	\$1,475.68
210-210-039-0	30907	77	1	3/31/05	2,614	2,068	1	\$2,136.27	\$1,594.32	\$1,678.22
210-210-040-0	30907	78	1	3/31/05	2,614	1,807	2	\$1,878.45	\$1,401.90	\$1,475.68
210-210-041-1	30907	79	1	3/31/05	2,178	2,068	1	\$2,136.27	\$1,594.32	\$1,678.22
210-210-042-2	30907	80	1	3/31/05	2,178	1,704	2	\$1,878.45	\$1,401.90	\$1,475.68
210-210-043-3	30907	81	1	3/31/05	2,178	2,068	1	\$2,136.27	\$1,594.32	\$1,678.22
210-210-044-4	30907	82	1	3/31/05	2,178	1,807	2	\$1,878.45	\$1,401.90	\$1,475.68
210-210-045-5	30907	83	1	3/31/05	2,178	1,704	2	\$1,878.45	\$1,401.90	\$1,475.68
210-210-046-6	30907	84	1	3/31/05	2,178	1,807	2	\$1,878.45	\$1,401.90	\$1,475.68
210-210-047-7	30907	85	1	3/31/05	2,614	2,068	1	\$2,136.27	\$1,594.32	\$1,678.22
210-210-048-8	30907	86	1	3/31/05	2,614	1,704	2	\$1,878.45	\$1,401.90	\$1,475.68
210-210-049-9	30907	87	1	3/31/05	2,614	2,068	1	\$2,136.27	\$1,594.32	\$1,678.22
210-210-050-9	30907	88	1	3/31/05	2,178	1,807	2	\$1,878.45	\$1,401.90	\$1,475.68
210-210-051-0	30907	89	1	3/31/05	2,614	2,068	1	\$2,136.27	\$1,594.32	\$1,678.22
210-210-052-1	30907	90	1	3/31/05	2,178	1,704	2	\$1,878.45	\$1,401.90	\$1,475.68
210-210-053-2	30907	91	1	3/31/05	2,178	1,807	2	\$1,878.45	\$1,401.90	\$1,475.68
210-210-054-3	30907	92	1	3/31/05	2,178	1,704	2	\$1,878.45	\$1,401.90	\$1,475.68

**Community Facilities District No. 17
Riverside Unified School District**

Fiscal Year 2011-2012 Special Tax Levy

<u>Assessor's Parcel Number</u>	<u>Tract</u>	<u>Lot</u>	<u>Number of Units</u>	<u>Permit Date</u>	<u>Taxable Lot Sq. Ft.</u>	<u>Building Sq. Ft.</u>	<u>Tax Class</u>	<u>FY 2011-12 Expected Maximum Special Tax</u>	<u>FY 2011-12 Special Tax Levy</u>	<u>FY 2011-12 Special Tax Levy</u>
210-210-055-4	30907	93	1	3/31/05	2,178	2,068	1	\$2,136.27	\$1,594.32	\$1,678.22
210-210-056-5	30907	94	1	3/31/05	2,178	1,807	2	\$1,878.45	\$1,401.90	\$1,475.68
210-210-057-6	30907	95	1	3/31/05	2,178	2,068	1	\$2,136.27	\$1,594.32	\$1,678.22
210-210-058-7	30907	96	1	3/31/05	2,178	2,068	1	\$2,136.27	\$1,594.32	\$1,678.22
210-210-059-8	30907	97	1	3/31/05	2,178	1,807	2	\$1,878.45	\$1,401.90	\$1,475.68
210-210-060-8	30907	98	1	3/31/05	2,178	2,068	1	\$2,136.27	\$1,594.32	\$1,678.22
210-210-061-9	30907	99	1	3/31/05	2,178	1,807	2	\$1,878.45	\$1,401.90	\$1,475.68
210-210-062-0	30907	100	1	3/31/05	2,178	2,068	1	\$2,136.27	\$1,594.32	\$1,678.22
210-210-063-1	30907	101	1	3/31/05	2,614	1,704	2	\$1,878.45	\$1,401.90	\$1,475.68
210-210-064-2	30907	102	1	3/31/05	2,178	2,068	1	\$2,136.27	\$1,594.32	\$1,678.22
210-210-065-3	30907	103	1	3/31/05	2,178	1,807	2	\$1,878.45	\$1,401.90	\$1,475.68
210-210-066-4	30907	104	1	3/31/05	2,178	2,068	1	\$2,136.27	\$1,594.32	\$1,678.22
210-210-067-5	30907	105	1	3/31/05	2,178	1,704	2	\$1,878.45	\$1,401.90	\$1,475.68
210-210-068-6	30907	106	1	3/31/05	2,178	2,068	1	\$2,136.27	\$1,594.32	\$1,678.22
210-210-069-7	30907	107	1	3/31/05	2,178	1,704	2	\$1,878.45	\$1,401.90	\$1,475.68
210-210-070-7	30907	108	1	3/31/05	2,614	2,068	1	\$2,136.27	\$1,594.32	\$1,678.22
210-210-071-8	30907	109	1	3/31/05	2,614	1,807	2	\$1,878.45	\$1,401.90	\$1,475.68
210-210-072-9	30907	110	1	3/31/05	2,614	2,068	1	\$2,136.27	\$1,594.32	\$1,678.22
210-210-073-0	30907	K	0		0	0	EX	\$0.00	\$0.00	\$0.00
210-210-074-1	30907	L	0		0	0	EX	\$0.00	\$0.00	\$0.00
210-210-075-2	30907	M	0		0	0	EX	\$0.00	\$0.00	\$0.00
210-210-076-3	30907	N	0		0	0	EX	\$0.00	\$0.00	\$0.00
210-210-077-4	30907	J	0		0	0	EX	\$0.00	\$0.00	\$0.00
210-220-001-6	30907	1	1	3/31/05	6,534	2,350	1	\$2,136.27	\$1,594.32	\$1,678.22
210-220-002-7	30907	2	1	3/31/05	5,663	1,671	2	\$1,878.45	\$1,401.90	\$1,475.68
210-220-003-8	30907	3	1	3/31/05	5,663	2,086	1	\$2,136.27	\$1,594.32	\$1,678.22
210-220-004-9	30907	4	1	3/31/05	5,663	2,350	1	\$2,136.27	\$1,594.32	\$1,678.22
210-220-005-0	30907	5	1	3/31/05	6,098	1,203	3	\$1,620.62	\$1,209.48	\$1,273.14
210-220-006-1	30907	6	1	3/31/05	4,356	2,086	1	\$2,136.27	\$1,594.32	\$1,678.22
210-220-007-2	30907	7	1	3/31/05	3,920	2,350	1	\$2,136.27	\$1,594.32	\$1,678.22
210-220-008-3	30907	8	1	3/31/05	3,920	2,086	1	\$2,136.27	\$1,594.32	\$1,678.22
210-220-009-4	30907	9	1	3/31/05	4,356	1,671	2	\$1,878.45	\$1,401.90	\$1,475.68
210-220-010-4	30907	10	1	3/31/05	4,792	2,000	1	\$2,136.27	\$1,594.32	\$1,678.22
210-220-011-5	30907	11	1	3/31/05	5,227	1,203	3	\$1,620.62	\$1,209.48	\$1,273.14
210-220-012-6	30907	12	1	3/31/05	4,356	2,350	1	\$2,136.27	\$1,594.32	\$1,678.22
210-220-013-7	30907	13	1	3/31/05	3,920	1,671	2	\$1,878.45	\$1,401.90	\$1,475.68
210-220-014-8	30907	14	1	3/31/05	4,356	2,086	1	\$2,136.27	\$1,594.32	\$1,678.22
210-220-015-9	30907	15	1	3/31/05	3,920	2,350	1	\$2,136.27	\$1,594.32	\$1,678.22

**Community Facilities District No. 17
Riverside Unified School District**

Fiscal Year 2011-2012 Special Tax Levy

<u>Assessor's Parcel Number</u>	<u>Tract</u>	<u>Lot</u>	<u>Number of Units</u>	<u>Permit Date</u>	<u>Taxable Lot Sq. Ft.</u>	<u>Building Sq. Ft.</u>	<u>Tax Class</u>	<u>FY 2011-12 Expected Maximum Special Tax</u>	<u>FY 2011-12 Special Tax Levy</u>	<u>FY 2011-12 Special Tax Levy</u>
210-220-016-0	30907	16	1	3/31/05	3,920	2,086	1	\$2,136.27	\$1,594.32	\$1,678.22
210-220-017-1	30907	17	1	3/31/05	3,920	1,671	2	\$1,878.45	\$1,401.90	\$1,475.68
210-220-018-2	30907	18	1	3/31/05	4,356	1,300	3	\$1,620.62	\$1,209.48	\$1,273.14
210-220-019-3	30907	19	1	3/31/05	5,227	1,203	3	\$1,620.62	\$1,209.48	\$1,273.14
210-220-020-3	30907	20	1	3/31/05	4,792	2,350	1	\$2,136.27	\$1,594.32	\$1,678.22
210-220-021-4	30907	21	1	3/31/05	5,227	2,350	1	\$2,136.27	\$1,594.32	\$1,678.22
210-220-022-5	30907	22	1	3/31/05	3,920	2,350	1	\$2,136.27	\$1,594.32	\$1,678.22
210-220-023-6	30907	23	1	3/31/05	3,920	2,086	1	\$2,136.27	\$1,594.32	\$1,678.22
210-220-024-7	30907	24	1	3/31/05	3,920	2,350	1	\$2,136.27	\$1,594.32	\$1,678.22
210-220-025-8	30907	25	1	3/31/05	3,920	1,671	2	\$1,878.45	\$1,401.90	\$1,475.68
210-220-026-9	30907	26	1	3/31/05	3,920	2,350	1	\$2,136.27	\$1,594.32	\$1,678.22
210-220-027-0	30907	27	1	3/31/05	3,920	2,086	1	\$2,136.27	\$1,594.32	\$1,678.22
210-220-028-1	30907	28	1	3/31/05	3,920	2,350	1	\$2,136.27	\$1,594.32	\$1,678.22
210-220-029-2	30907	29	1	3/31/05	3,920	1,300	3	\$1,620.62	\$1,209.48	\$1,273.14
210-220-030-2	30907	30	1	3/31/05	3,920	2,350	1	\$2,136.27	\$1,594.32	\$1,678.22
210-220-031-3	30907	31	1	3/31/05	3,920	1,671	2	\$1,878.45	\$1,401.90	\$1,475.68
210-220-032-4	30907	32	1	3/31/05	3,920	2,350	1	\$2,136.27	\$1,594.32	\$1,678.22
210-220-033-5	30907	33	1	3/31/05	6,098	1,300	3	\$1,620.62	\$1,209.48	\$1,273.14
210-220-034-6	30907	34	1	3/31/05	6,098	1,300	3	\$1,620.62	\$1,209.48	\$1,273.14
210-220-035-7	30907	35	1	3/31/05	4,792	2,350	1	\$2,136.27	\$1,594.32	\$1,678.22
210-220-036-8	30907	36	1	3/31/05	4,356	1,300	3	\$1,620.62	\$1,209.48	\$1,273.14
210-220-037-9	30907	37	1	3/31/05	3,920	2,350	1	\$2,136.27	\$1,594.32	\$1,678.22
210-220-038-0	30907	38	1	3/31/05	4,356	2,086	1	\$2,136.27	\$1,594.32	\$1,678.22
210-220-039-1	30907	39	1	3/31/05	3,920	2,350	1	\$2,136.27	\$1,594.32	\$1,678.22
210-220-040-1	30907	40	1	3/31/05	4,356	1,671	2	\$1,878.45	\$1,401.90	\$1,475.68
210-220-041-2	30907	41	1	3/31/05	4,356	2,086	1	\$2,136.27	\$1,594.32	\$1,678.22
210-220-042-3	30907	42	1	3/31/05	4,792	2,350	1	\$2,136.27	\$1,594.32	\$1,678.22
210-220-043-4	30907	43	1	3/31/05	6,098	1,203	3	\$1,620.62	\$1,209.48	\$1,273.14
210-220-044-5	30907	44	1	3/31/05	4,356	2,086	1	\$2,136.27	\$1,594.32	\$1,678.22
210-220-045-6	30907	45	1	3/31/05	4,356	2,350	1	\$2,136.27	\$1,594.32	\$1,678.22
210-220-046-7	30907	46	1	3/31/05	3,920	1,671	2	\$1,878.45	\$1,401.90	\$1,475.68
210-220-047-8	30907	47	1	3/31/05	3,920	2,350	1	\$2,136.27	\$1,594.32	\$1,678.22
210-220-048-9	30907	48	1	3/31/05	4,356	1,203	3	\$1,620.62	\$1,209.48	\$1,273.14
210-220-049-0	30907	49	1	3/31/05	4,356	1,300	3	\$1,620.62	\$1,209.48	\$1,273.14
210-220-050-0	30907	50	1	3/31/05	3,920	2,086	1	\$2,136.27	\$1,594.32	\$1,678.22
210-220-051-1	30907	51	1	3/31/05	3,920	2,350	1	\$2,136.27	\$1,594.32	\$1,678.22
210-220-052-2	30907	52	1	3/1/05	3,920	2,086	1	\$2,136.27	\$1,594.32	\$1,678.22
210-220-053-3	30907	53	1	3/1/05	3,920	2,350	1	\$2,136.27	\$1,594.32	\$1,678.22

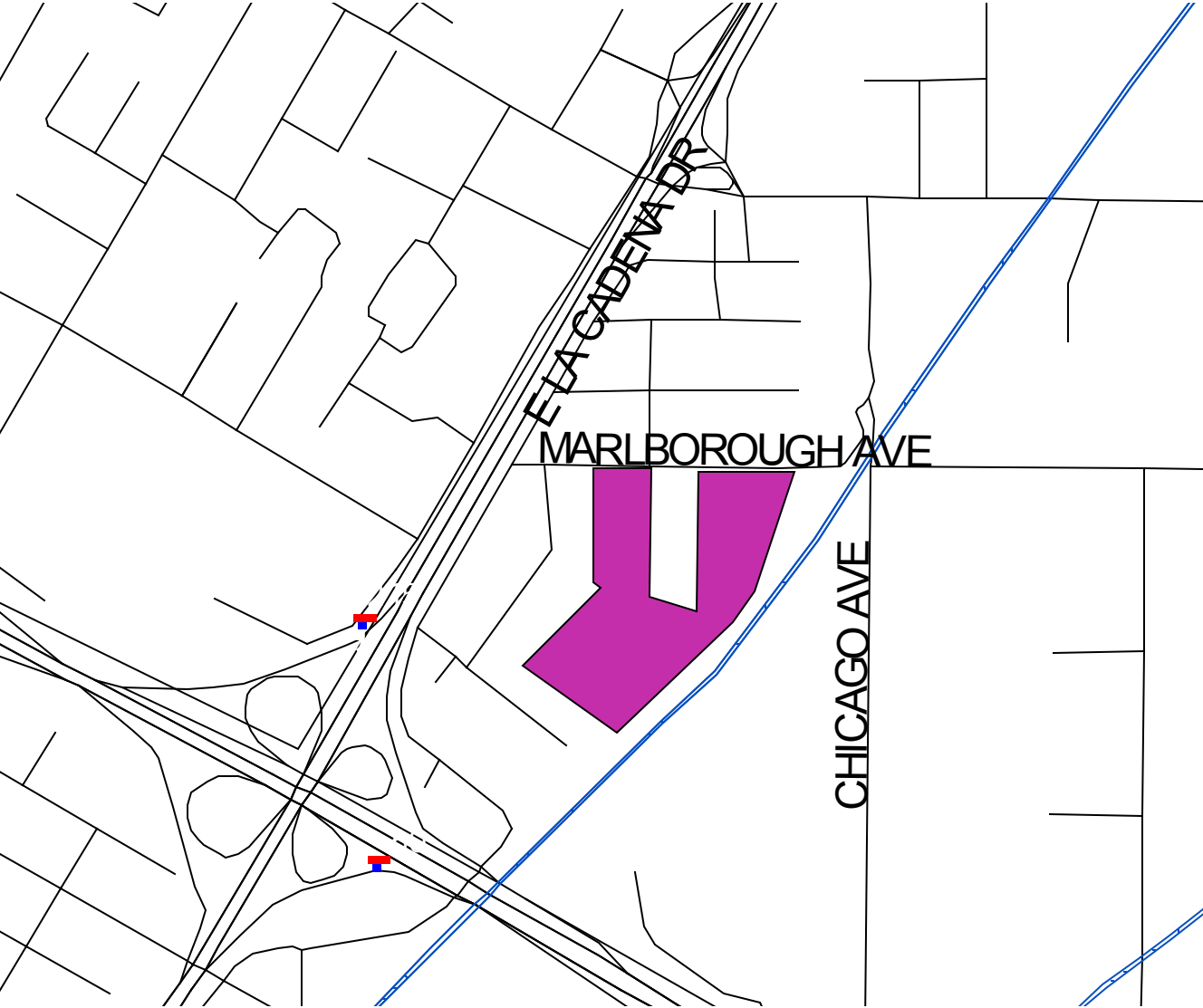
**Community Facilities District No. 17
Riverside Unified School District**

Fiscal Year 2011-2012 Special Tax Levy


<u>Assessor's Parcel Number</u>	<u>Tract</u>	<u>Lot</u>	<u>Number of Units</u>	<u>Permit Date</u>	<u>Taxable Lot Sq. Ft.</u>	<u>Building Sq. Ft.</u>	<u>Tax Class</u>	<u>FY 2011-12 Expected Maximum Special Tax</u>	<u>FY 2011-12 Special Tax Levy</u>	<u>FY 2011-12 Special Tax Levy</u>
210-220-054-4	30907	54	1	3/31/05	4,356	1,300	3	\$1,620.62	\$1,209.48	\$1,273.14
210-220-055-5	30907	Street	0		0	0	EX	\$0.00	\$0.00	\$0.00
210-220-056-6	30907	Street	0		0	0	EX	\$0.00	\$0.00	\$0.00
Totals:			110		374,616	210,673		\$260,317.20	\$163,060.32	\$171,641.64

J:\CLIENTS\RUSD\ADMIN\2011_2012\CFD17\Database\cfd17 tax roll.rpt
6/6/2011

CFD 17 Vicinity Map



 Railroads.shp
 CFD 17



RESOLUTION NO. 2010/11-68

RESOLUTION OF THE BOARD OF EDUCATION OF RIVERSIDE UNIFIED SCHOOL DISTRICT LEVYING SPECIAL TAXES TO BE COLLECTED DURING FISCAL YEAR 2011-12 FOR THE PAYMENT OF THE PRINCIPAL OF AND INTEREST ON AND ADMINISTRATIVE EXPENSES WITH RESPECT TO THE BONDS OF COMMUNITY FACILITIES DISTRICT NO. 18 OF RIVERSIDE UNIFIED SCHOOL DISTRICT

WHEREAS, it is necessary that the Board of Education of Riverside Unified School District (the "Board of Education") levy special taxes pursuant to Sections 53340 and 53358 of the Government Code for the payment of the principal of and interest on the outstanding bonds of Community Facilities District No. 18 of Riverside Unified School District, County of Riverside, State of California (the "District"), and for the payment of administrative expenses incurred in connection with the levy and collection of said special taxes and the payment of such principal and interest; and

WHEREAS, pursuant to Section 53340 of the Government Code, the Board of Education may by resolution provide for the levy of special taxes on parcels of taxable property in the District at a rate provided by ordinance or at a lower rate; and

WHEREAS, the Board of Education has previously levied special taxes on parcels of taxable property in the District by ordinance, and the rates of the special taxes that will be levied on such parcels for fiscal year 2011-12 will not exceed the rates of the special taxes that have previously been levied by ordinance;

NOW, THEREFORE, BE IT RESOLVED, DETERMINED AND ORDERED BY THE BOARD OF EDUCATION OF RIVERSIDE UNIFIED SCHOOL DISTRICT DOES ORDAIN AS FOLLOWS:

Section 1. Levy of Special Taxes. Special taxes shall be and are hereby levied for the 2011-12 fiscal year on all parcels of real property within the District which are subject to taxation, which are identified in Exhibit "A" attached hereto, and in the amount set forth for each such parcel in said Exhibit "A." Pursuant to Sections 53340 and 53358 of the Government Code, such special taxes shall be collected in the same manner as ordinary ad valorem property taxes are collected and shall be subject to the same penalties and the same procedure, sale, and lien priority in case of delinquency as is provided for ad valorem taxes.

Section 2. Transmittal to County. The Clerk of the Board of Education shall immediately following adoption of this resolution transmit a copy hereof to the Board of Supervisors and the County Auditor of the County of Riverside together with a request that the special taxes as levied hereby be collected on the tax bills for the parcels identified in Exhibit "A" hereto, along with the ordinary ad valorem property taxes to be levied on and collected from the owners of said parcels.

PASSED AND ADOPTED by the Board of Education of Riverside Unified School District at a regular meeting held on the 20th day of June, 2011, by the following vote:

AYES:

NOES:

ABSENT:

ABSTAINED:

Clerk of the Board of Education
of Riverside Unified School District

STATE OF CALIFORNIA)
) ss.
COUNTY OF RIVERSIDE)

I, Gayle Cloud, Clerk of the Board of Education of Riverside Unified School District, do hereby certify that the above and foregoing is a full, true and correct copy of Resolution No. 2010/11-68 of the Board of Education of Riverside Unified School District, and that the same has not been amended or repealed.

Dated: _____, 2011

Clerk of the Board of Education
of Riverside Unified School District

Exhibit "A" for Resolution 68

**Community Facilities District No. 18
Riverside Unified School District**

Fiscal Year 2011-2012 Special Tax Levy


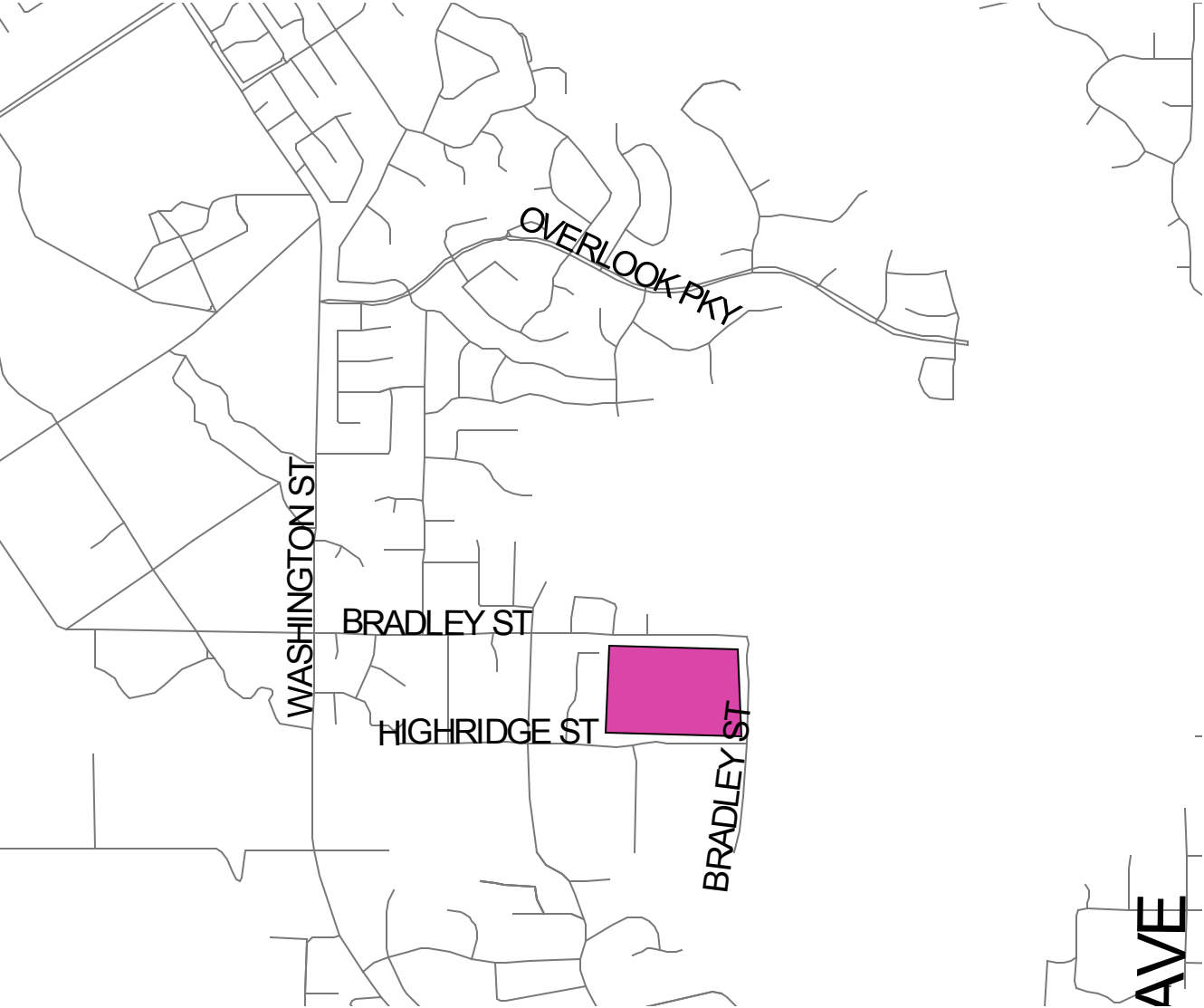
<u>Assessor's Parcel Number</u>	<u>Tract</u>	<u>Lot</u>	<u>Number of Units</u>	<u>Permit Date</u>	<u>Taxable Lot Sq. Ft.</u>	<u>Building Sq. Ft.</u>	<u>Tax Class</u>	<u>FY 2011-12 Expected Maximum Special Tax</u>	<u>FY 2011-12 Special Tax Levy</u>	<u>FY 2010-11 Special Tax Levy</u>
243-500-001-1	28907-1	1	1	12/22/03	29,621	3,375	3	\$3,407.00	\$2,774.90	\$3,083.24
243-500-002-2	28907-1	2	1	12/22/03	24,829	4,420	1	\$3,925.00	\$3,196.80	\$3,552.00
243-500-003-3	28907-1	3	1	12/22/03	24,829	4,407	1	\$3,925.00	\$3,196.80	\$3,552.00
243-500-004-4	28907-1	4	1	5/20/04	24,829	3,431	3	\$3,407.00	\$2,774.90	\$3,083.24
243-500-005-5	28907-1	5	1	5/20/04	22,651	4,020	2	\$3,703.00	\$3,016.00	\$3,351.10
243-500-006-6	28907-1	6	1	5/20/04	22,651	4,007	2	\$3,703.00	\$3,016.00	\$3,351.10
243-500-007-7	28907-1	7	1	5/20/04	22,651	2,975	3	\$3,407.00	\$2,774.90	\$3,083.24
243-500-008-8	28907-1	8	1	5/20/04	25,265	4,007	2	\$3,703.00	\$3,016.00	\$3,351.10
243-500-009-9	28907-1	9	1	5/20/04	25,265	2,975	3	\$3,407.00	\$2,774.90	\$3,083.24
243-500-010-9	28907-1	10	1	5/20/04	25,265	3,431	3	\$3,407.00	\$2,774.90	\$3,083.24
243-500-011-0	28907-1	11	1	9/2/04	26,136	4,007	2	\$3,703.00	\$3,016.00	\$3,351.10
243-500-012-1	28907-1	12	1	9/2/04	23,087	4,420	1	\$3,925.00	\$3,196.80	\$3,552.00
243-500-013-2	28907-1	13	1	9/2/04	23,087	2,975	3	\$3,407.00	\$2,774.90	\$3,083.24
243-500-014-3	28907-1	14	1	9/2/04	23,087	4,007	2	\$3,703.00	\$3,016.00	\$3,351.10
243-500-015-4	28907-1	15	1	9/2/04	21,780	3,431	3	\$3,407.00	\$2,774.90	\$3,083.24
243-500-016-5	28907-1	16	1	9/2/04	26,572	2,975	3	\$3,407.00	\$2,774.90	\$3,083.24
243-500-017-6	28907-1	17	1	8/3/04	22,651	2,975	3	\$3,407.00	\$2,774.90	\$3,083.24
243-500-018-7	28907-1	18	1	8/3/04	22,651	3,431	3	\$3,407.00	\$2,774.90	\$3,083.24
243-500-019-8	28907-1	19	1	8/3/04	30,492	4,007	2	\$3,703.00	\$3,016.00	\$3,351.10
243-500-020-8	28907-1	20	1	8/3/04	24,394	4,020	2	\$3,703.00	\$3,016.00	\$3,351.10
243-500-021-9	28907-1	21	1	8/3/04	21,780	2,975	3	\$3,407.00	\$2,774.90	\$3,083.24
243-500-022-0	28907-1	22	1	8/3/04	21,780	4,007	2	\$3,703.00	\$3,016.00	\$3,351.10
243-500-023-1	28907-1	23	1	8/3/04	23,522	2,975	3	\$3,407.00	\$2,774.90	\$3,083.24
243-500-024-2	28907-1	24	1	8/3/04	28,750	4,007	2	\$3,703.00	\$3,016.00	\$3,351.10
243-500-025-3	28907-1	25	1	8/3/04	24,829	4,020	2	\$3,703.00	\$3,016.00	\$3,351.10
243-500-026-4	28907-1	26	1	8/3/04	40,511	4,007	2	\$3,703.00	\$3,016.00	\$3,351.10
243-500-027-5	28907-1	27	1	8/3/04	55,757	4,007	2	\$3,703.00	\$3,016.00	\$3,351.10
243-500-028-6	28907-1	28	1	8/3/04	26,572	2,975	3	\$3,407.00	\$2,774.90	\$3,083.24
243-500-029-7	28907-1	29	1	2/23/05	26,572	3,431	3	\$3,407.00	\$2,774.90	\$3,083.24
243-500-030-7	28907-1	30	1	2/23/05	94,525	4,007	2	\$3,703.00	\$3,016.00	\$3,351.10
243-500-031-8	28907-1	31	1	2/23/05	136,778	2,975	3	\$3,407.00	\$2,774.90	\$3,083.24
243-500-032-9	28907-1	32	1	2/23/05	135,907	2,975	3	\$3,407.00	\$2,774.90	\$3,083.24
243-500-033-0	28907-1	33	1	2/23/05	95,832	4,007	2	\$3,703.00	\$3,016.00	\$3,351.10
243-500-034-1	28907-1	34	1	2/23/05	49,223	3,431	3	\$3,407.00	\$2,774.90	\$3,083.24
243-500-035-2	28907-1	35	1	2/23/05	93,654	2,975	3	\$3,407.00	\$2,774.90	\$3,083.24
243-500-036-3	28907-1	36	1	9/2/04	60,113	4,007	2	\$3,703.00	\$3,016.00	\$3,351.10
243-500-037-4	28907-1	37	1	9/2/04	65,776	4,020	2	\$3,703.00	\$3,016.00	\$3,351.10
243-500-038-5	28907-1	38	1	1/19/05	46,174	2,975	3	\$3,407.00	\$2,774.90	\$3,083.24

**Community Facilities District No. 18
Riverside Unified School District**


Fiscal Year 2011-2012 Special Tax Levy

<u>Assessor's Parcel Number</u>	<u>Tract</u>	<u>Lot</u>	<u>Number of Units</u>	<u>Permit Date</u>	<u>Taxable Lot Sq. Ft.</u>	<u>Building Sq. Ft.</u>	<u>Tax Class</u>	<u>FY 2011-12 Expected Maximum Special Tax</u>	<u>FY 2011-12 Special Tax Levy</u>	<u>FY 2010-11 Special Tax Levy</u>
243-500-039-6	28907-1	39	1	1/19/05	54,450	4,020	2	\$3,703.00	\$3,016.00	\$3,351.10
243-500-040-6	28907-1	40	1	1/19/05	46,174	4,020	2	\$3,703.00	\$3,016.00	\$3,351.10
243-500-041-7	28907-1	41	1	1/19/05	90,605	4,007	2	\$3,703.00	\$3,016.00	\$3,351.10
243-510-001-2	28907-1	42	1	1/19/05	62,291	4,020	2	\$3,703.00	\$3,016.00	\$3,351.10
243-510-002-3	28907-1	43	1	1/19/05	73,616	4,020	2	\$3,703.00	\$3,016.00	\$3,351.10
243-510-003-4	28907-1	44	1	1/19/05	55,757	4,007	2	\$3,703.00	\$3,016.00	\$3,351.10
243-510-004-5	28907-1	45	1	4/18/05	138,521	3,431	3	\$3,407.00	\$2,774.90	\$3,083.24
243-510-005-6	28907-1	46	1	4/18/05	209,524	4,007	2	\$3,703.00	\$3,016.00	\$3,351.10
243-510-006-7	28907-1	47	1	4/18/05	305,791	4,007	2	\$3,703.00	\$3,016.00	\$3,351.10
243-510-007-8	28907-1	48	1	4/18/05	98,446	2,975	3	\$3,407.00	\$2,774.90	\$3,083.24
243-510-008-9	28907-1	49	1	1/19/05	51,401	4,007	2	\$3,703.00	\$3,016.00	\$3,351.10
243-510-009-0	28907-1	50	1	1/19/05	26,136	4,020	2	\$3,703.00	\$3,016.00	\$3,351.10
243-510-010-0	28907-1	51	1	5/4/04	25,265	2,975	3	\$3,407.00	\$2,774.90	\$3,083.24
243-510-011-1	28907-1	52	1	5/4/04	25,265	4,007	2	\$3,703.00	\$3,016.00	\$3,351.10
243-510-012-2	28907-1	53	1	5/4/04	25,265	4,420	1	\$3,925.00	\$3,196.80	\$3,552.00
243-510-013-3	28907-1	54	1	5/4/04	50,530	4,007	2	\$3,703.00	\$3,016.00	\$3,351.10
243-510-014-4	28907-1	55	1	5/4/04	119,354	4,420	1	\$3,925.00	\$3,196.80	\$3,552.00
243-520-001-3	28907	1	1	4/18/05	78,408	2,975	3	\$3,407.00	\$2,774.90	\$3,083.24
243-520-002-4	28907	2	1	4/18/05	104,980	4,020	2	\$3,703.00	\$3,016.00	\$3,351.10
243-520-003-5	28907	3	1	4/18/05	110,642	4,007	2	\$3,703.00	\$3,016.00	\$3,351.10
243-520-004-6	28907	4	1	4/18/05	113,256	3,431	3	\$3,407.00	\$2,774.90	\$3,083.24
243-520-007-9	28907	7	1	2/23/05	270,508	4,007	2	\$3,703.00	\$3,016.00	\$3,351.10
243-520-008-0	28907	8	1	2/23/05	155,945	4,020	2	\$3,703.00	\$3,016.00	\$3,351.10
243-520-009-1	28907	9	1	4/18/05	279,655	3,431	3	\$3,407.00	\$2,774.90	\$3,083.24
243-520-010-1	28907	10	1	4/18/05	221,720	4,420	1	\$3,925.00	\$3,196.80	\$3,552.00
243-520-011-2	28907	11	1	4/18/05	219,542	4,407	1	\$3,925.00	\$3,196.80	\$3,552.00
243-520-012-3	28907	12	1	4/18/05	200,376	4,020	2	\$3,703.00	\$3,016.00	\$3,351.10
243-520-013-4	28907	13	1	4/18/05	240,016	4,007	2	\$3,703.00	\$3,016.00	\$3,351.10
243-520-014-5	28907	14	1	4/18/05	233,917	4,020	2	\$3,703.00	\$3,016.00	\$3,351.10
243-520-015-6	28907	15	1	4/18/05	284,882	2,975	3	\$3,407.00	\$2,774.90	\$3,083.24
243-520-016-7	28907	16	1	4/18/05	273,121	4,020	2	\$3,703.00	\$3,016.00	\$3,351.10
243-520-017-8	28907	17	1	4/18/05	128,502	3,431	3	\$3,407.00	\$2,774.90	\$3,083.24
243-520-022-2	28907	6	1	4/18/05	113,692	4,020	2	\$3,703.00	\$3,016.00	\$3,351.10
243-520-024-4	28907	5	1	4/18/05	99,317	2,975	3	\$3,407.00	\$2,774.90	\$3,083.24
Totals:			72		6,126,714	267,628		\$259,882.00	\$211,666.80	\$235,185.42

CFD 18 Vicinity Map



**CFD 18
Streets**



RESOLUTION NO. 2010/11-69

RESOLUTION OF THE BOARD OF EDUCATION OF RIVERSIDE UNIFIED SCHOOL DISTRICT LEVYING SPECIAL TAXES TO BE COLLECTED DURING FISCAL YEAR 2011-12 FOR THE PAYMENT OF THE PRINCIPAL OF AND INTEREST ON AND ADMINISTRATIVE EXPENSES WITH RESPECT TO THE BONDS OF COMMUNITY FACILITIES DISTRICT NO. 20 OF RIVERSIDE UNIFIED SCHOOL DISTRICT AND FOR THE PAYMENT OF THE COSTS OF AUTHORIZED PUBLIC FACILITIES

WHEREAS, it is necessary that the Board of Education of Riverside Unified School District (the "Board of Education") levy special taxes pursuant to Sections 53340 and 53358 of the Government Code to pay principal of and interest on the outstanding bonds of Community Facilities District No. 20 of Riverside Unified School District, County of Riverside, State of California (the "District"), to pay administrative expenses incurred in connection with the levy and collection of said special taxes and the payment of such principal and interest, and to pay directly or accumulate funds for paying the costs of authorized public facilities as provided in clause (iv) of the definition of Special Tax Requirement in the Rates and Method of Apportionment of Special Tax for the District; and

WHEREAS, pursuant to Section 53340 of the Government Code, the Board of Education may by resolution provide for the levy of special taxes on parcels of taxable property in the District at a rate provided by ordinance or at a lower rate; and

WHEREAS, the Board of Education has previously levied special taxes on parcels of taxable property in the District by ordinance, and the rates of the special taxes that will be levied on such parcels for fiscal year 2011-12 will not exceed the rates of the special taxes that have previously been levied by ordinance;

NOW, THEREFORE, BE IT RESOLVED, DETERMINED AND ORDERED BY THE BOARD OF EDUCATION OF RIVERSIDE UNIFIED SCHOOL DISTRICT DOES ORDAIN AS FOLLOWS:

Section 1. Levy of Special Taxes. Special taxes shall be and are hereby levied for the 2011-12 fiscal year on all parcels of real property within the District which are subject to taxation, which are identified in Exhibit "A" attached hereto, and in the amount set forth for each such parcel in said Exhibit "A." Pursuant to Sections 53340 and 53358 of the Government Code, such special taxes shall be collected in the same manner as ordinary ad valorem property taxes are collected and shall be subject to the same penalties and the same procedure, sale, and lien priority in case of delinquency as is provided for ad valorem taxes.

Section 2. Transmittal to County. The Clerk of the Board of Education shall immediately following adoption of this resolution transmit a copy hereof to the Board of Supervisors and the County Auditor of the County of Riverside together with a request that the special taxes as levied hereby be collected on the tax bills for the parcels identified in Exhibit "A" hereto, along with the ordinary ad valorem property taxes to be levied on and collected from the owners of said parcels.

PASSED AND ADOPTED by the Board of Education of Riverside Unified School District at a regular meeting held on the 20th day of June, 2011, by the following vote:

AYES:

NOES:

ABSENT:

ABSTAINED:

Clerk of the Board of Education
of Riverside Unified School District

STATE OF CALIFORNIA)
) ss.
COUNTY OF RIVERSIDE)

I, Gayle Cloud, Clerk of the Board of Education of Riverside Unified School District, do hereby certify that the above and foregoing is a full, true and correct copy of Resolution No. 2010/11-69 of the Board of Education of Riverside Unified School District, and that the same has not been amended or repealed.

Dated: _____, 2011

Clerk of the Board of Education
of Riverside Unified School District

Exhibit "A" for Resolution 69

Community Facilities District No. 20
Riverside Unified School District

Fiscal Year 2011-2012 Special Tax Levy

<u>Assessor's Parcel Number</u>	<u>Tract</u>	<u>Lot</u>	<u>Number of Units</u>	<u>Permit Date</u>	<u>Taxable Lot Sq. Ft.</u>	<u>Building Sq. Ft.</u>	<u>Tax Class</u>	<u>FY 2011-12 Expected Maximum Special Tax</u>	<u>FY 2011-12 Special Tax Levy</u>	<u>FY 2010-11 Special Tax Levy</u>
187-070-042-9	31511	1	1	3/30/05	6,098	2,992	1	\$3,481.00	\$2,314.88	\$2,436.70
187-070-043-0	31511	2	1	3/30/05	7,841	3,080	1	\$3,481.00	\$2,314.88	\$2,436.70
187-070-044-1	31511	3	1	3/30/05	7,841	3,080	1	\$3,481.00	\$2,314.88	\$2,436.70
187-070-045-2	31511	4	1	3/30/05	6,970	3,180	1	\$3,481.00	\$2,314.88	\$2,436.70
187-070-046-3	31511	5	1	3/30/05	6,970	3,080	1	\$3,481.00	\$2,314.88	\$2,436.70
187-070-047-4	31511	6	1	3/30/05	6,970	3,180	1	\$3,481.00	\$2,314.88	\$2,436.70
187-070-048-5	31511	7	1	4/8/05	6,970	3,080	1	\$3,481.00	\$2,314.88	\$2,436.70
187-070-049-6	31511	8	1	8/11/05	5,227	3,180	1	\$3,481.00	\$2,314.88	\$2,436.70
187-070-050-6	31511	9	1	8/11/05	5,663	3,180	1	\$3,481.00	\$2,314.88	\$2,436.70
187-070-051-7	31511	10	1	8/11/05	7,405	3,229	1	\$3,481.00	\$2,314.88	\$2,436.70
187-070-052-8	31511	11	1	8/11/05	6,098	3,180	1	\$3,481.00	\$2,314.88	\$2,436.70
187-070-053-9	31511	12	1	3/30/05	7,405	3,080	1	\$3,481.00	\$2,314.88	\$2,436.70
187-070-054-0	31511	13	1	3/30/05	7,405	3,180	1	\$3,481.00	\$2,314.88	\$2,436.70
187-070-055-1	31511	14	1	3/30/05	7,405	3,080	1	\$3,481.00	\$2,314.88	\$2,436.70
187-070-056-2	31511	15	1	3/30/05	7,405	3,180	1	\$3,481.00	\$2,314.88	\$2,436.70
207-240-001-4	33051	1	1	7/20/06	3,920	2,507	2	\$3,087.00	\$2,052.86	\$2,160.90
207-240-002-5	33051	2	1	7/20/06	3,485	2,719	1	\$3,481.00	\$2,314.88	\$2,436.70
207-240-003-6	33051	3	1	7/20/06	3,485	2,029	3	\$2,988.00	\$1,987.02	\$2,091.60
207-240-004-7	33051	4	1	7/20/06	3,485	2,719	1	\$3,481.00	\$2,314.88	\$2,436.70
207-240-005-8	33051	5	1	7/20/06	3,485	2,029	3	\$2,988.00	\$1,987.02	\$2,091.60
207-240-006-9	33051	6	1	7/20/06	3,485	2,507	2	\$3,087.00	\$2,052.86	\$2,160.90
207-240-007-0	33051	7	1	7/20/06	3,485	2,029	3	\$2,988.00	\$1,987.02	\$2,091.60
207-240-008-1	33051	8	1	7/20/06	3,485	2,719	1	\$3,481.00	\$2,314.88	\$2,436.70
207-240-009-2	33051	9	1	7/20/06	3,485	2,507	2	\$3,087.00	\$2,052.86	\$2,160.90
207-240-010-2	33051	10	1	7/20/06	3,920	2,719	1	\$3,481.00	\$2,314.88	\$2,436.70
207-240-011-3	33051	11	1	7/20/06	3,485	2,507	2	\$3,087.00	\$2,052.86	\$2,160.90
207-240-012-4	33051	12	1	7/20/06	3,485	2,029	3	\$2,988.00	\$1,987.02	\$2,091.60
207-240-013-5	33051	13	1	7/20/06	3,485	2,507	2	\$3,087.00	\$2,052.86	\$2,160.90
207-240-014-6	33051	14	1	7/20/06	3,485	2,029	3	\$2,988.00	\$1,987.02	\$2,091.60
207-240-015-7	33051	15	1	7/20/06	3,485	2,719	1	\$3,481.00	\$2,314.88	\$2,436.70
207-240-016-8	33051	C	0		0	0	EX	\$0.00	\$0.00	\$0.00
207-240-017-9	33051	D	0		0	0	EX	\$0.00	\$0.00	\$0.00
207-240-018-0	33051	A	0		0	0	EX	\$0.00	\$0.00	\$0.00
207-240-019-1	33051	B	0		0	0	EX	\$0.00	\$0.00	\$0.00
254-020-049-2	31671	5	0		3,920	0	UND	\$2,945.97	\$0.00	\$0.00
254-020-050-2	31671	6	0		3,920	0	UND	\$2,945.97	\$0.00	\$0.00
254-020-051-3	31671	7	0		3,920	0	UND	\$2,945.97	\$0.00	\$0.00
254-020-052-4	31671	8	0		3,920	0	UND	\$2,945.97	\$0.00	\$0.00

**Community Facilities District No. 20
Riverside Unified School District**

Fiscal Year 2011-2012 Special Tax Levy

<u>Assessor's Parcel Number</u>	<u>Tract</u>	<u>Lot</u>	<u>Number of Units</u>	<u>Permit Date</u>	<u>Taxable Lot Sq. Ft.</u>	<u>Building Sq. Ft.</u>	<u>Tax Class</u>	<u>FY 2011-12 Expected Maximum Special Tax</u>	<u>FY 2011-12 Special Tax Levy</u>	<u>FY 2010-11 Special Tax Levy</u>
254-020-053-5	31671	9	0		3,920	0	UND	\$2,945.97	\$0.00	\$0.00
254-020-054-6	31671	10	1	11/21/06	12,197	2,844	1	\$3,481.00	\$2,314.88	\$2,436.70
254-020-055-7	31671	11	1	11/21/06	6,098	2,924	1	\$3,481.00	\$2,314.88	\$2,436.70
254-020-056-8	31671	12	1	11/21/06	6,098	2,833	1	\$3,481.00	\$2,314.88	\$2,436.70
254-020-057-9	31671	13	1	11/21/06	8,712	2,844	1	\$3,481.00	\$2,314.88	\$2,436.70
254-020-058-0	31671	14	1	11/21/06	5,663	2,924	1	\$3,481.00	\$2,314.88	\$2,436.70
254-020-059-1	31671	15	1	11/21/06	5,663	2,833	1	\$3,481.00	\$2,314.88	\$2,436.70
254-020-060-1	31671	16	1	11/21/06	5,663	2,924	1	\$3,481.00	\$2,314.88	\$2,436.70
254-020-061-2	31671	17	1	11/21/06	4,356	2,844	1	\$3,481.00	\$2,314.88	\$2,436.70
254-020-062-3	31671	61	0		13,068	0	UND	\$9,819.90	\$0.00	\$0.00
254-020-063-4	31671	62	0		4,356	0	UND	\$3,273.30	\$0.00	\$0.00
254-020-064-5	31671	63	0		4,356	0	UND	\$3,273.30	\$0.00	\$0.00
254-020-065-6	31671	64	0		4,792	0	UND	\$3,600.63	\$0.00	\$0.00
254-020-066-7	31671	65	0		4,792	0	UND	\$3,600.63	\$0.00	\$0.00
254-020-067-8	31671	66	0		4,792	0	UND	\$3,600.63	\$0.00	\$0.00
254-020-068-9	31671	67	0		5,663	0	UND	\$4,255.29	\$0.00	\$0.00
254-020-069-0	31671	68	0		5,663	0	UND	\$4,255.29	\$0.00	\$0.00
254-020-070-0	31671	69	0		4,792	0	UND	\$3,600.63	\$0.00	\$0.00
254-020-071-1	31671	70	0		4,792	0	UND	\$3,600.63	\$0.00	\$0.00
254-020-072-2	31671	71	0		7,405	0	UND	\$5,564.61	\$0.00	\$0.00
254-020-073-3	31671	72	0		6,534	0	UND	\$4,909.95	\$0.00	\$0.00
254-020-074-4	31671	73	0		22,216	0	UND	\$16,693.83	\$0.00	\$0.00
254-020-075-5	31671	74	0		6,098	0	UND	\$4,582.62	\$0.00	\$0.00
254-020-076-6	31671	75	0		4,356	0	UND	\$3,273.30	\$0.00	\$0.00
254-020-077-7	31671	76	1	11/21/06	4,792	2,924	1	\$3,481.00	\$2,314.88	\$2,436.70
254-020-078-8	31671	77	1	11/21/06	5,227	2,844	1	\$3,481.00	\$2,314.88	\$2,436.70
254-020-079-9	31671	78	1	11/21/06	5,227	2,924	1	\$3,481.00	\$2,314.88	\$2,436.70
254-020-080-9	31671	79	1	11/21/06	6,534	2,833	1	\$3,481.00	\$2,314.88	\$2,436.70
254-020-081-0	31671	C	0		0	0	EX	\$0.00	\$0.00	\$0.00
254-020-082-1	31671	D	0		0	0	EX	\$0.00	\$0.00	\$0.00
254-020-083-2	31671	EF	0		0	0	EX	\$0.00	\$0.00	\$0.00
254-020-084-3	31671	1	1	11/21/06	6,534	2,924	1	\$3,481.00	\$2,314.88	\$2,436.70
254-020-085-4	31671	2	1	11/21/06	3,920	2,844	1	\$3,481.00	\$2,314.88	\$2,436.70
254-020-086-5	31671	3	1	11/21/06	3,920	2,833	1	\$3,481.00	\$2,314.88	\$2,436.70
254-020-087-6	31671	4	0		3,920	0	UND	\$2,945.97	\$0.00	\$0.00
254-351-033-0	31671	18	0		5,663	0	UND	\$4,255.29	\$0.00	\$0.00
254-351-034-1	31671	19	0		5,663	0	UND	\$4,255.29	\$0.00	\$0.00
254-351-035-2	31671	20	0		6,534	0	UND	\$4,909.95	\$0.00	\$0.00

**Community Facilities District No. 20
Riverside Unified School District**

Fiscal Year 2011-2012 Special Tax Levy

<u>Assessor's Parcel Number</u>	<u>Tract</u>	<u>Lot</u>	<u>Number of Units</u>	<u>Permit Date</u>	<u>Taxable Lot Sq. Ft.</u>	<u>Building Sq. Ft.</u>	<u>Tax Class</u>	<u>FY 2011-12 Expected Maximum Special Tax</u>	<u>FY 2011-12 Special Tax Levy</u>	<u>FY 2010-11 Special Tax Levy</u>
254-351-036-3	31671	21	0		6,970	0	UND	\$5,237.28	\$0.00	\$0.00
254-351-037-4	31671	22	0		6,098	0	UND	\$4,582.62	\$0.00	\$0.00
254-351-038-5	31671	23	0		6,098	0	UND	\$4,582.62	\$0.00	\$0.00
254-351-039-6	31671	24	0		6,098	0	UND	\$4,582.62	\$0.00	\$0.00
254-351-040-6	31671	25	0		7,405	0	UND	\$5,564.61	\$0.00	\$0.00
254-351-041-7	31671	26	0		6,098	0	UND	\$4,582.62	\$0.00	\$0.00
254-351-042-8	31671	27	0		4,792	0	UND	\$3,600.63	\$0.00	\$0.00
254-351-043-9	31671	28	0		4,356	0	UND	\$3,273.30	\$0.00	\$0.00
254-351-044-0	31671	29	0		10,890	0	UND	\$8,183.25	\$0.00	\$0.00
254-351-045-1	31671	30	1	11/21/06	3,049	1,840	4	\$2,890.00	\$1,921.86	\$2,023.00
254-351-046-2	31671	31	1	11/21/06	3,049	1,840	4	\$2,890.00	\$1,921.86	\$2,023.00
254-351-047-3	31671	32	1	11/21/06	2,178	1,655	5	\$2,653.00	\$1,764.26	\$1,857.10
254-351-048-4	31671	33	1	11/21/06	2,178	1,840	4	\$2,890.00	\$1,921.86	\$2,023.00
254-351-049-5	31671	34	1	11/21/06	2,178	1,651	5	\$2,653.00	\$1,764.26	\$1,857.10
254-351-050-5	31671	35	1	11/21/06	2,178	1,655	5	\$2,653.00	\$1,764.26	\$1,857.10
254-351-051-6	31671	36	1	11/21/06	2,178	1,655	5	\$2,653.00	\$1,764.26	\$1,857.10
254-351-052-7	31671	37	1	11/21/06	2,614	1,840	4	\$2,890.00	\$1,921.86	\$2,023.00
254-351-053-8	31671	38	1	11/21/06	3,485	1,655	5	\$2,653.00	\$1,764.26	\$1,857.10
254-351-054-9	31671	39	0		3,485	0	UND	\$2,618.64	\$0.00	\$0.00
254-351-055-0	31671	40	0		2,614	0	UND	\$1,963.98	\$0.00	\$0.00
254-351-056-1	31671	41	0		2,614	0	UND	\$1,963.98	\$0.00	\$0.00
254-351-057-2	31671	42	0		2,178	0	UND	\$1,636.65	\$0.00	\$0.00
254-351-058-3	31671	43	0		2,178	0	UND	\$1,636.65	\$0.00	\$0.00
254-351-059-4	31671	44	0		2,178	0	UND	\$1,636.65	\$0.00	\$0.00
254-351-060-4	31671	45	0		2,614	0	UND	\$1,963.98	\$0.00	\$0.00
254-351-061-5	31671	46	0		3,049	0	UND	\$2,291.31	\$0.00	\$0.00
254-351-062-6	31671	47	0		3,485	0	UND	\$2,618.64	\$0.00	\$0.00
254-351-063-7	31671	48	0		2,614	0	UND	\$1,963.98	\$0.00	\$0.00
254-351-064-8	31671	49	0		2,614	0	UND	\$1,963.98	\$0.00	\$0.00
254-351-065-9	31671	50	0		2,178	0	UND	\$1,636.65	\$0.00	\$0.00
254-351-066-0	31671	51	0		2,614	0	UND	\$1,963.98	\$0.00	\$0.00
254-351-067-1	31671	52	0		3,049	0	UND	\$2,291.31	\$0.00	\$0.00
254-351-068-2	31671	53	0		2,614	0	UND	\$1,963.98	\$0.00	\$0.00
254-351-069-3	31671	54	0		3,049	0	UND	\$2,291.31	\$0.00	\$0.00
254-351-070-3	31671	55	0		4,792	0	UND	\$3,600.63	\$0.00	\$0.00
254-351-071-4	31671	56	0		4,792	0	UND	\$3,600.63	\$0.00	\$0.00
254-351-072-5	31671	57	0		4,356	0	UND	\$3,273.30	\$0.00	\$0.00
254-351-073-6	31671	58	0		6,970	0	UND	\$5,237.28	\$0.00	\$0.00

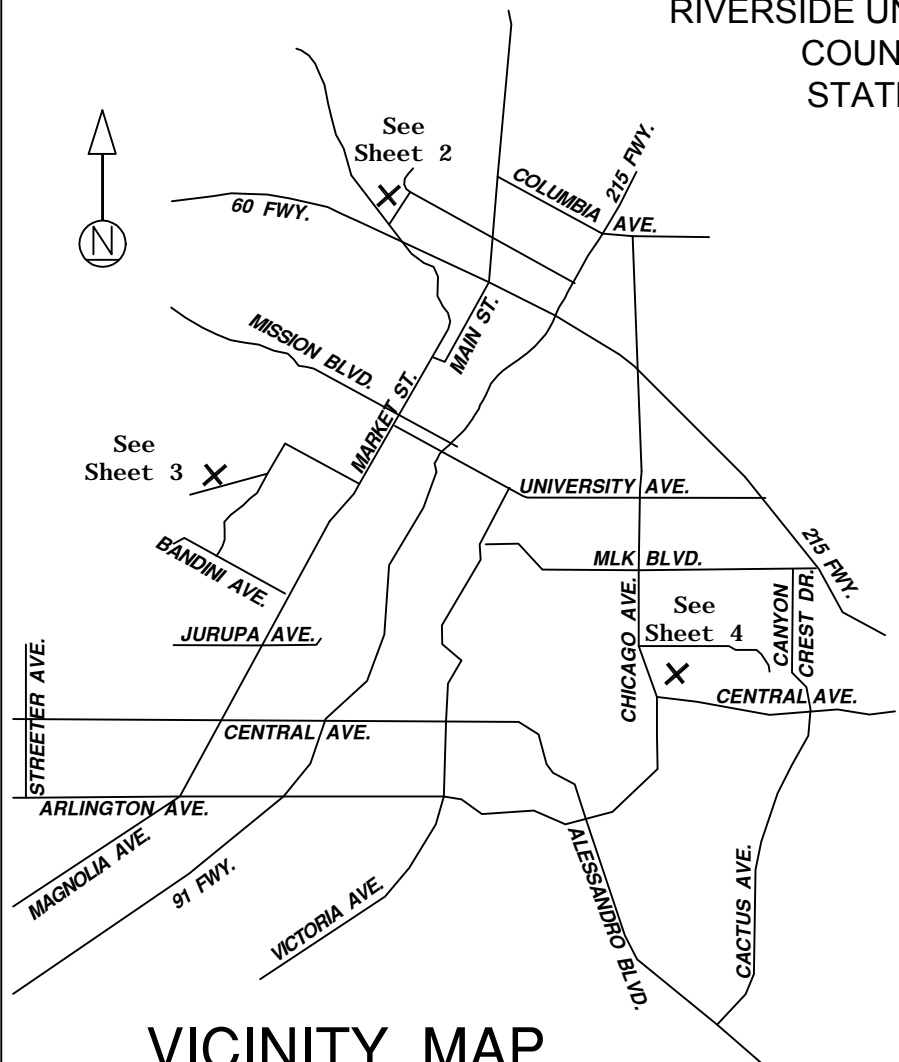
**Community Facilities District No. 20
Riverside Unified School District**

Fiscal Year 2011-2012 Special Tax Levy

<u>Assessor's Parcel Number</u>	<u>Tract</u>	<u>Lot</u>	<u>Number of Units</u>	<u>Permit Date</u>	<u>Taxable Lot Sq. Ft.</u>	<u>Building Sq. Ft.</u>	<u>Tax Class</u>	<u>FY 2011-12 Expected Maximum Special Tax</u>	<u>FY 2011-12 Special Tax Levy</u>	<u>FY 2010-11 Special Tax Levy</u>
254-351-074-7	31671	59	0		6,098	0	UND	\$4,582.62	\$0.00	\$0.00
254-351-075-8	31671	60	0		6,534	0	UND	\$4,909.95	\$0.00	\$0.00
254-351-076-9	31671	B	0		0	0	EX	\$0.00	\$0.00	\$0.00
254-351-077-0	31671	L	0		0	0	EX	\$0.00	\$0.00	\$0.00
254-351-078-1	31671	H	0		0	0	EX	\$0.00	\$0.00	\$0.00
Totals:			54		551,034	141,963		\$387,835.52	\$117,728.94	\$123,924.50

J:\CLIENTS\RUSD\ADMIN\2011_2012\CFD20\Database\cfd20 tax roll.rpt
6/6/2011

BOUNDARIES OF
COMMUNITY FACILITIES DISTRICT NO. 20 OF
RIVERSIDE UNIFIED SCHOOL DISTRICT
COUNTY OF RIVERSIDE
STATE OF CALIFORNIA



VICINITY MAP
(Not to Scale)

X is the general location of each project

Prepared by David Taussig & Associates, Inc.

(1) Filed in the office of the Clerk of the Board of Education of Riverside Unified School District this ____ day of _____, 2005.

Clerk of the Board of Education
Riverside Unified School District

(2) I hereby certify that the within map showing the boundaries of Community Facilities District No. 20 of Riverside Unified School District, County of Riverside, State of California, was approved by the Board of Education of Riverside Unified School District at a regular meeting thereof, held on the ____ day of _____, 2005, by its Resolution No. _____.

Clerk of the Board of Education
Riverside Unified School District

(3) Filed this ____ day of _____, 2005, at the hour of ____ o'clock __m, in Book _____ of Maps of Assessment and Community Facilities Districts at pages _____ through _____ and as Instrument No. _____ in the office of the County Recorder of Riverside County, State of California.

Gary L. Orso
Assessor-County Clerk-Recorder of Riverside County

By _____


Deputy

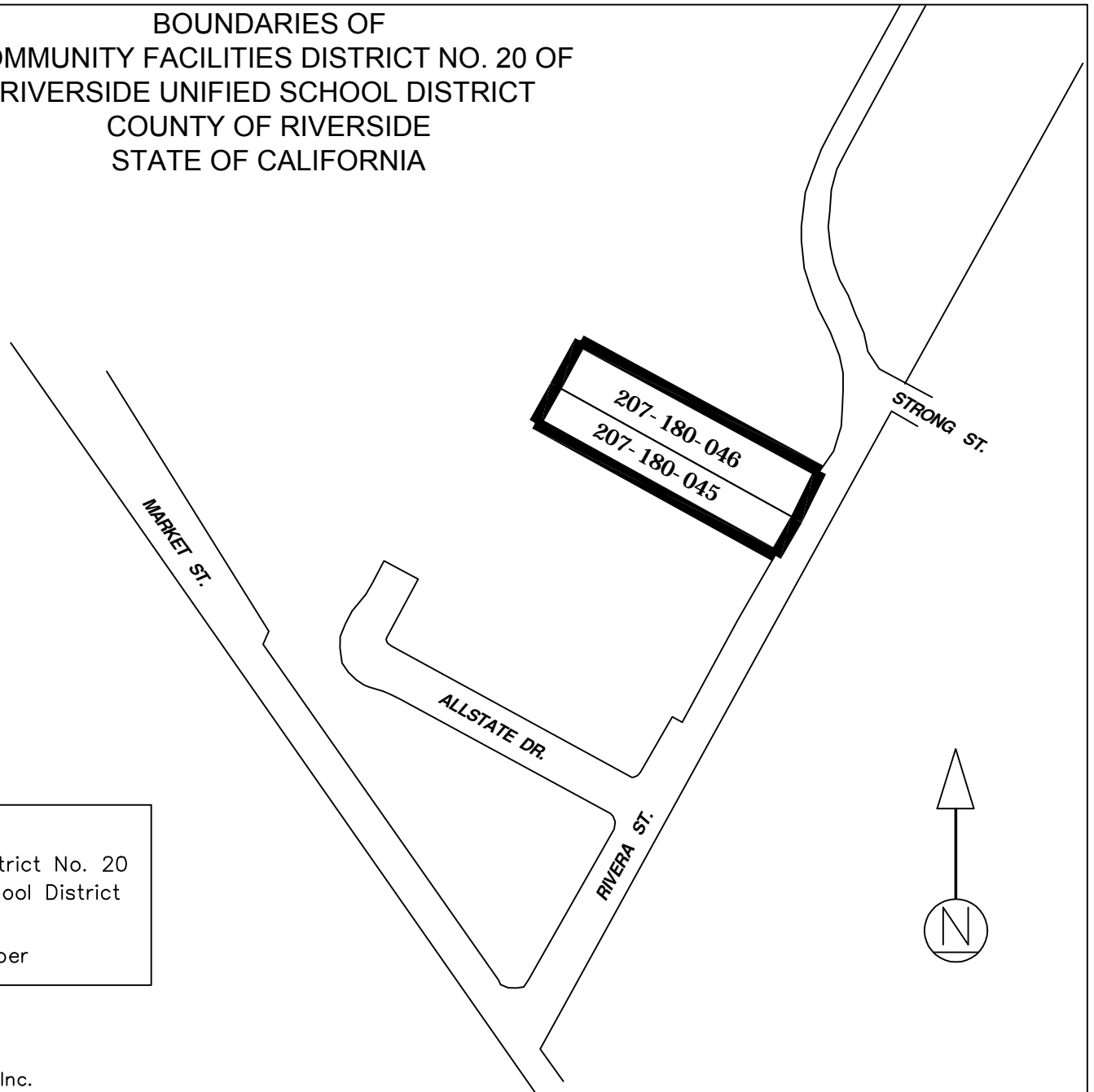
Fee _____

BOUNDARIES OF
COMMUNITY FACILITIES DISTRICT NO. 20 OF
RIVERSIDE UNIFIED SCHOOL DISTRICT
COUNTY OF RIVERSIDE
STATE OF CALIFORNIA

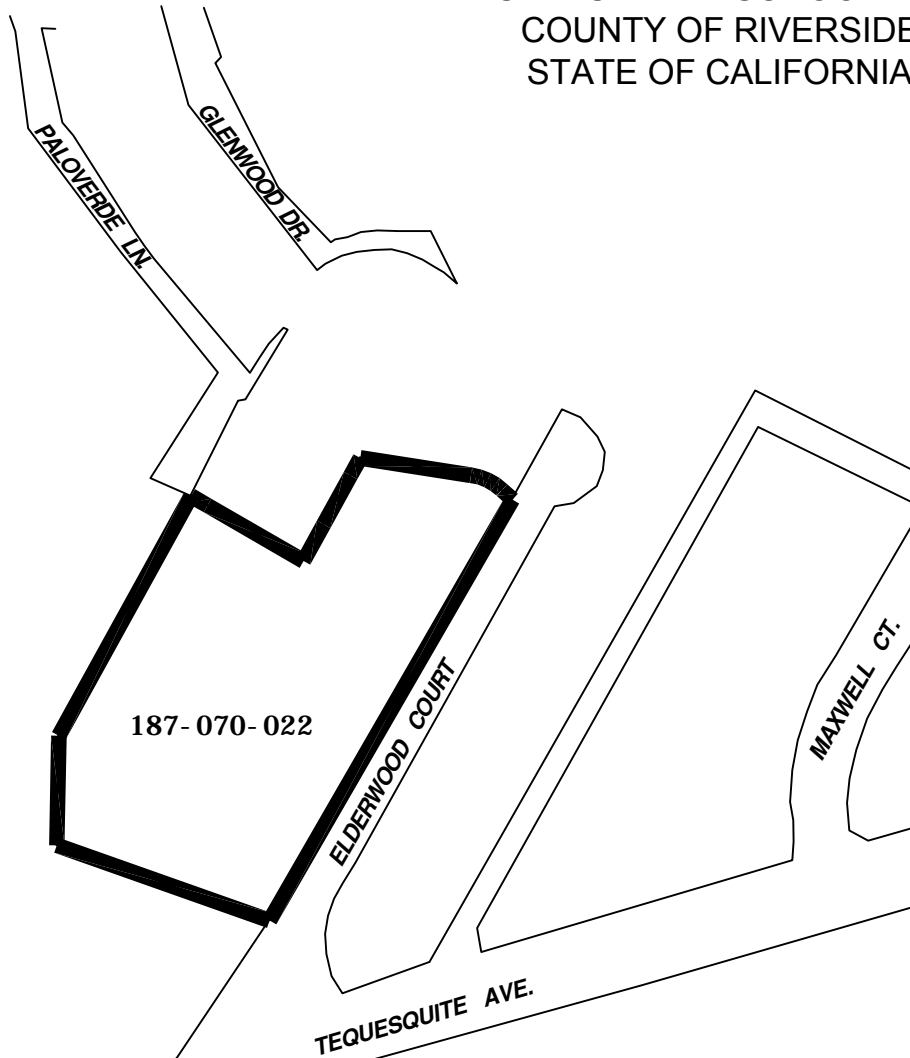
Reference is hereby made
to the Assessor maps of
the County of Riverside for
a description of the
lines and dimensions of
each lot and parcel.

LEGEND

	Boundaries of Community Facilities District No. 20 of Riverside Unified School District
207-180-04n	Assessor Parcel Number



BOUNDARIES OF
COMMUNITY FACILITIES DISTRICT NO. 20 OF
RIVERSIDE UNIFIED SCHOOL DISTRICT
COUNTY OF RIVERSIDE
STATE OF CALIFORNIA



LEGEND

Boundaries of
Community Facilities District No. 20
of Riverside Unified School District

187-070-022 Assessor Parcel Number



Reference is hereby made
to the Assessor maps of
the County of Riverside for
a description of the
lines and dimensions of
each lot and parcel.

Prepared by David Taussig & Associates, Inc.

**BOUNDARIES OF
COMMUNITY FACILITIES DISTRICT NO. 20 OF
RIVERSIDE UNIFIED SCHOOL DISTRICT
COUNTY OF RIVERSIDE
STATE OF CALIFORNIA**



Reference is hereby made to the Assessor maps of the County of Riverside for a description of the lines and dimensions of each lot and parcel.

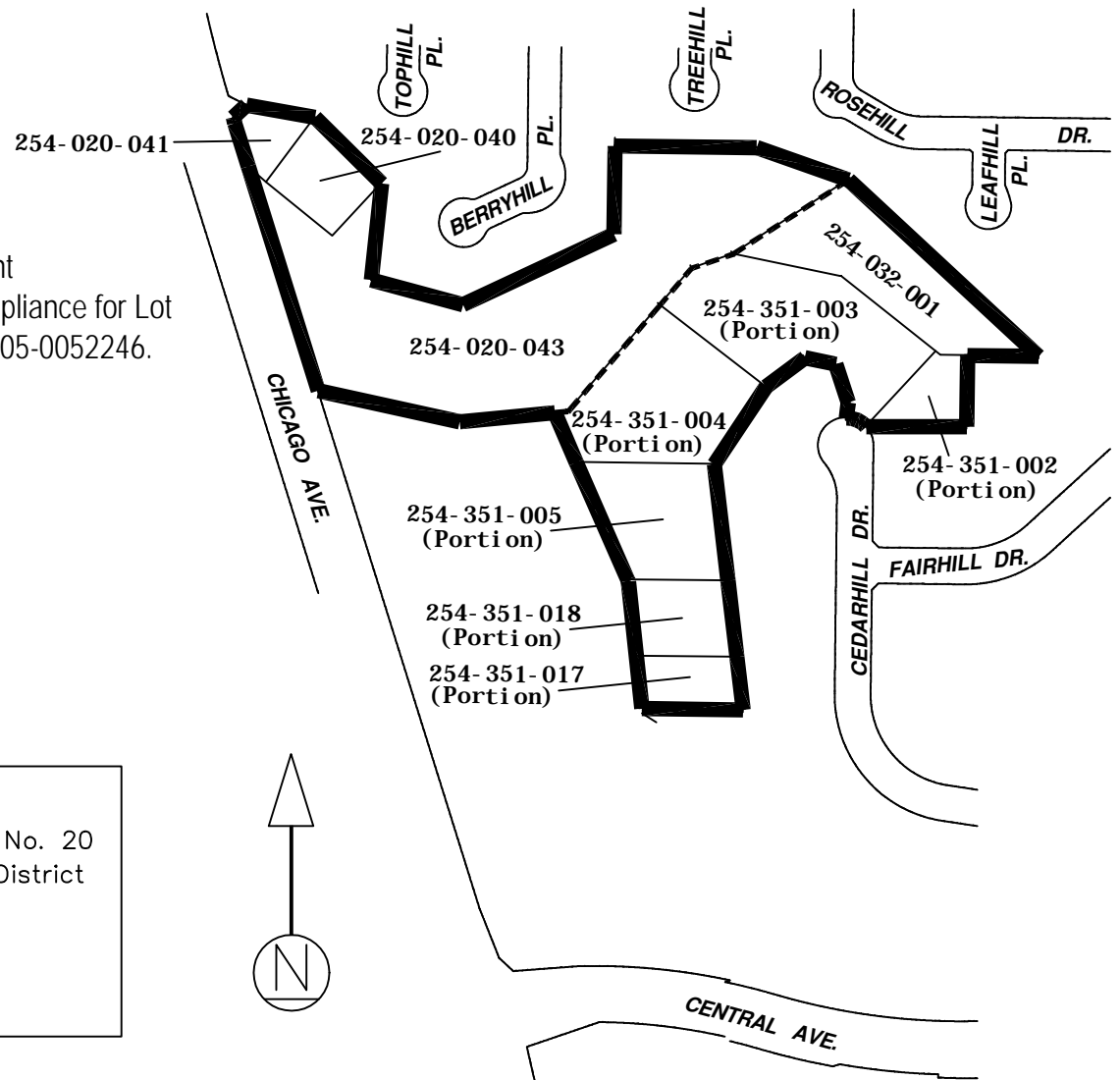
C.F.D. No. 20 boundaries include Parcel A of Lot Line Adjustment LL-P04-0299 as indicated on City of Riverside Certificate of Compliance for Lot Line Adjustment recorded on 1/19/2005 as document number 2005-0052246.

Parcel A includes:

- 254-032-001
- 254-351-002 (portion)
- 254-351-003 (portion)
- 254-351-004 (portion)
- 254-351-005 (portion)
- 254-351-017 (portion)
- 254-351-018 (portion).

LEGEND

	Boundaries of Community Facilities District No. 20 of Riverside Unified School District
	Parcel A Boundary
254- nnn- 0nn	Assessor Parcel Number



RESOLUTION NO. 2010/11-70

RESOLUTION OF THE BOARD OF EDUCATION OF RIVERSIDE UNIFIED SCHOOL DISTRICT LEVYING SPECIAL TAXES TO BE COLLECTED DURING FISCAL YEAR 2011-12 FOR THE PAYMENT OF THE PRINCIPAL OF AND INTEREST ON AND ADMINISTRATIVE EXPENSES WITH RESPECT TO THE BONDS OF COMMUNITY FACILITIES DISTRICT NO. 21 OF RIVERSIDE UNIFIED SCHOOL DISTRICT ISSUED FOR IMPROVEMENT AREA NO. 2 THEREOF

WHEREAS, it is necessary that the Board of Education of Riverside Unified School District (the "Board of Education") levy special taxes pursuant to Sections 53340 and 53358 of the Government Code for the payment of the principal of and interest on the outstanding bonds of Community Facilities District No. 21 of Riverside Unified School District, County of Riverside, State of California (the "District") issued for Improvement Area No 2 ("Improvement Area No. 2") of the District, and for the payment of administrative expenses incurred in connection with the levy and collection of said special taxes and the payment of such principal and interest; and

WHEREAS, pursuant to Section 53340 of the Government Code, the Board of Education may by resolution provide for the levy of special taxes on parcels of taxable property in the District at a rate provided by ordinance or at a lower rate; and

WHEREAS, the Board of Education has previously levied special taxes on parcels of taxable property in the District by ordinance, and the rates of the special taxes that will be levied on such parcels for fiscal year 2011-12 will not exceed the rates of the special taxes that have previously been levied by ordinance;

NOW, THEREFORE, BE IT RESOLVED, DETERMINED AND ORDERED BY THE BOARD OF EDUCATION OF RIVERSIDE UNIFIED SCHOOL DISTRICT DOES ORDAIN AS FOLLOWS:

Section 1. Levy of Special Taxes. Special taxes shall be and are hereby levied for the 2011-12 fiscal year on all parcels of real property within Improvement Area No 2 which are subject to taxation, which are identified in Exhibit "A" attached hereto, and in the amount set forth for each such parcel in said Exhibit "A." Pursuant to Sections 53340 and 53358 of the Government Code, such special taxes shall be collected in the same manner as ordinary ad valorem property taxes are collected and shall be subject to the same penalties and the same procedure, sale, and lien priority in case of delinquency as is provided for ad valorem taxes.

Section 2. Transmittal to County. The Clerk of the Board of Education shall immediately following adoption of this resolution transmit a copy hereof to the Board of Supervisors and the County Auditor of the County of Riverside together with a request that the special taxes as levied hereby be collected on the tax bills for the parcels identified in Exhibit "A" hereto, along with the ordinary ad valorem property taxes to be levied on and collected from the owners of said parcels.

PASSED AND ADOPTED by the Board of Education of Riverside Unified School District at a regular meeting held on the 20th day of June, 2011, by the following vote:

AYES:

NOES:

ABSENT:

ABSTAINED:

Clerk of the Board of Education
of Riverside Unified School District

STATE OF CALIFORNIA)
) ss.
COUNTY OF RIVERSIDE)

I, Gayle Cloud, Clerk of the Board of Education of Riverside Unified School District, do hereby certify that the above and foregoing is a full, true and correct copy of Resolution No. 2010/11-70 of the Board of Education of Riverside Unified School District, and that the same has not been amended or repealed.

Dated: _____, 2011

Clerk of the Board of Education
of Riverside Unified School District

Exhibit "A" for Resolution 70
Community Facilities District No. 21, Improvement Area No. 2
Riverside Unified School District

Fiscal Year 2011-2012 Special Tax Levy

<u>Assessor's Parcel Number</u>	<u>Tract</u>	<u>Lot</u>	<u>Number of Units</u>	<u>Permit Date</u>	<u>Taxable Lot Sq. Ft.</u>	<u>Building Sq. Ft.</u>	<u>Tax Class</u>	<u>FY 2011-12 Expected Maximum Special Tax</u>	<u>FY 2011-12 Special Tax Levy</u>	<u>FY 2010-11 Special Tax Levy</u>
273-300-050-6	30011	10	1	5/14/07	39,204	4,769	2	\$3,721.97	\$3,058.72	\$3,219.70
273-300-051-7	30011	11	1	9/13/06	39,204	5,415	1	\$3,994.50	\$3,282.68	\$3,455.44
273-300-052-8	30011	12	1	9/13/06	39,640	5,415	1	\$3,994.50	\$3,282.68	\$3,455.44
273-300-053-9	30011	13	1	9/13/06	40,511	4,769	2	\$3,721.97	\$3,058.72	\$3,219.70
273-300-054-0	30011	14	1	9/13/06	45,738	4,769	2	\$3,721.97	\$3,058.72	\$3,219.70
273-300-055-1	30011	15	1	8/2/06	37,026	5,424	1	\$3,994.50	\$3,282.68	\$3,455.44
273-300-056-2	30011	16	1	8/2/06	42,689	5,415	1	\$3,994.50	\$3,282.68	\$3,455.44
273-300-057-3	30011	17	1	8/2/06	43,124	4,769	2	\$3,721.97	\$3,058.72	\$3,219.70
273-300-058-4	30011	18	1	8/2/06	40,511	4,769	2	\$3,721.97	\$3,058.72	\$3,219.70
273-300-059-5	30011	19	1	8/2/06	63,598	4,769	2	\$3,721.97	\$3,058.72	\$3,219.70
273-300-060-5	30011	20	1	8/2/06	41,818	5,415	1	\$3,994.50	\$3,282.68	\$3,455.44
273-300-061-6	30011	21	1	8/2/06	40,075	3,760	3	\$3,395.38	\$2,790.32	\$2,937.18
273-300-062-7	30011	22	1	8/2/06	39,640	4,769	2	\$3,721.97	\$3,058.72	\$3,219.70
273-300-063-8	30011	23	1	8/2/06	39,640	4,769	2	\$3,721.97	\$3,058.72	\$3,219.70
273-301-001-5	30011	43	1	4/27/06	38,768	4,769	2	\$3,721.97	\$3,058.72	\$3,219.70
273-301-002-6	30011	44	1	4/27/06	38,768	5,424	1	\$3,994.50	\$3,282.68	\$3,455.44
273-301-003-7	30011	45	1	8/2/06	38,768	4,769	2	\$3,721.97	\$3,058.72	\$3,219.70
273-301-004-8	30011	46	1	8/2/06	38,768	4,769	2	\$3,721.97	\$3,058.72	\$3,219.70
273-301-005-9	30011	47	1	8/2/06	37,026	5,415	1	\$3,994.50	\$3,282.68	\$3,455.44
273-301-006-0	30011	48	1	9/13/06	39,640	4,769	2	\$3,721.97	\$3,058.72	\$3,219.70
273-301-007-1	30011	49	1	9/13/06	39,640	4,769	2	\$3,721.97	\$3,058.72	\$3,219.70
273-301-008-2	30011	50	1	9/13/06	39,640	5,424	1	\$3,994.50	\$3,282.68	\$3,455.44
273-610-041-6	30011	D	0		0	0	EX	\$0.00	\$0.00	\$0.00
273-610-042-7	30011	1	1	5/14/07	39,204	5,415	1	\$3,994.50	\$3,282.68	\$3,455.44
273-610-043-8	30011	2	1	12/20/05	40,946	4,769	2	\$3,721.97	\$3,058.72	\$3,219.70
273-610-044-9	30011	3	1	12/20/05	40,946	5,424	1	\$3,994.50	\$3,282.68	\$3,455.44
273-610-045-0	30011	4	1	12/20/05	39,640	3,760	3	\$3,395.38	\$2,790.32	\$2,937.18
273-610-046-1	30011	5	1	5/14/07	40,075	5,415	1	\$3,994.50	\$3,282.68	\$3,455.44
273-610-047-2	30011	6	1	5/14/07	40,075	4,769	2	\$3,721.97	\$3,058.72	\$3,219.70
273-610-048-3	30011	7	1	5/14/07	39,204	5,415	1	\$3,994.50	\$3,282.68	\$3,455.44
273-610-049-4	30011	8	1	5/14/07	39,640	5,424	1	\$3,994.50	\$3,282.68	\$3,455.44
273-610-050-4	30011	9	1	5/14/07	39,640	5,415	1	\$3,994.50	\$3,282.68	\$3,455.44
273-610-051-5	30011	38	1	4/27/06	41,382	5,415	1	\$3,994.50	\$3,282.68	\$3,455.44
273-610-052-6	30011	39	1	4/27/06	47,480	4,769	2	\$3,721.97	\$3,058.72	\$3,219.70
273-610-053-7	30011	40	1	4/27/06	47,916	5,424	1	\$3,994.50	\$3,282.68	\$3,455.44
273-610-054-8	30011	41	1	4/27/06	40,946	4,769	2	\$3,721.97	\$3,058.72	\$3,219.70
273-610-055-9	30011	42	1	4/27/06	38,768	5,415	1	\$3,994.50	\$3,282.68	\$3,455.44
273-610-056-0	30011	51	1	5/14/07	39,640	4,769	2	\$3,721.97	\$3,058.72	\$3,219.70

**Community Facilities District No. 21, Improvement Area No. 2
Riverside Unified School District**

Fiscal Year 2011-2012 Special Tax Levy

<u>Assessor's Parcel Number</u>	<u>Tract</u>	<u>Lot</u>	<u>Number of Units</u>	<u>Permit Date</u>	<u>Taxable Lot Sq. Ft.</u>	<u>Building Sq. Ft.</u>	<u>Tax Class</u>	<u>FY 2011-12 Expected Maximum Special Tax</u>	<u>FY 2011-12 Special Tax Levy</u>	<u>FY 2010-11 Special Tax Levy</u>
273-610-057-1	30011	52	1	5/14/07	40,511	4,769	2	\$3,721.97	\$3,058.72	\$3,219.70
273-610-058-2	30011	53	1	5/14/07	44,867	5,415	1	\$3,994.50	\$3,282.68	\$3,455.44
273-610-059-3	30011	54	1	5/14/07	43,560	5,415	1	\$3,994.50	\$3,282.68	\$3,455.44
273-610-060-3	30011	55	1	5/14/07	39,204	4,769	2	\$3,721.97	\$3,058.72	\$3,219.70
273-610-061-4	30011	56	1	5/14/07	36,590	4,769	2	\$3,721.97	\$3,058.72	\$3,219.70
273-640-001-3	30011-1	1	1	1/20/06	42,253	4,769	2	\$3,721.97	\$3,058.72	\$3,219.70
273-640-002-4	30011-1	2	1	1/20/06	36,590	5,424	1	\$3,994.50	\$3,282.68	\$3,455.44
273-640-003-5	30011-1	3	1	1/20/06	39,204	5,424	1	\$3,994.50	\$3,282.68	\$3,455.44
273-640-004-6	30011-1	4	1	1/6/06	46,174	3,760	3	\$3,395.38	\$2,790.32	\$2,937.18
273-640-005-7	30011-1	5	1	1/6/06	43,996	4,769	2	\$3,721.97	\$3,058.72	\$3,219.70
273-640-006-8	30011-1	6	1	1/6/06	37,897	4,769	2	\$3,721.97	\$3,058.72	\$3,219.70
273-640-007-9	30011-1	7	1	1/6/06	40,946	5,424	1	\$3,994.50	\$3,282.68	\$3,455.44
273-640-008-0	30011-1	10	0		0	0	EX	\$0.00	\$0.00	\$0.00
273-640-009-1	30011-1	11	0		0	0	EX	\$0.00	\$0.00	\$0.00
273-640-010-1	30011	24	1	8/2/06	40,075	5,415	1	\$3,994.50	\$3,282.68	\$3,455.44
273-640-011-2	30011	25	1	8/2/06	40,511	5,415	1	\$3,994.50	\$3,282.68	\$3,455.44
273-640-012-3	30011	26	1	8/2/06	40,511	3,766	3	\$3,395.38	\$2,790.32	\$2,937.18
273-640-013-4	30011	27	1	8/2/06	38,333	4,769	2	\$3,721.97	\$3,058.72	\$3,219.70
273-640-014-5	30011	28	1	4/27/06	35,284	5,415	1	\$3,994.50	\$3,282.68	\$3,455.44
273-640-015-6	30011	29	1	4/27/06	36,155	5,415	1	\$3,994.50	\$3,282.68	\$3,455.44
273-640-016-7	30011	30	1	4/27/06	44,431	4,769	2	\$3,721.97	\$3,058.72	\$3,219.70
273-640-017-8	30011	31	1	4/27/06	43,124	4,769	2	\$3,721.97	\$3,058.72	\$3,219.70
273-641-001-6	30011-1	8	1	1/6/06	39,204	5,424	1	\$3,994.50	\$3,282.68	\$3,455.44
273-641-002-7	30011-1	9	1	1/6/06	50,094	5,424	1	\$3,994.50	\$3,282.68	\$3,455.44
273-641-003-8	30011-1	12	0		0	0	EX	\$0.00	\$0.00	\$0.00
273-641-004-9	30011	32	1	4/27/06	43,124	3,760	3	\$3,395.38	\$2,790.32	\$2,937.18
273-641-005-0	30011	33	1	4/27/06	43,124	5,424	1	\$3,994.50	\$3,282.68	\$3,455.44
273-641-006-1	30011	34	1	4/27/06	43,996	4,769	2	\$3,721.97	\$3,058.72	\$3,219.70
273-641-007-2	30011	35	1	4/27/06	40,075	4,769	2	\$3,721.97	\$3,058.72	\$3,219.70
273-641-008-3	30011	36	1	4/27/06	40,075	4,769	2	\$3,721.97	\$3,058.72	\$3,219.70
273-641-009-4	30011	37	1	4/27/06	37,026	3,766	3	\$3,395.38	\$2,790.32	\$2,937.18
Totals:			65		2,665,872	322,785		\$247,871.88	\$203,701.24	\$214,421.84

J:\CLIENTS\RUSD\ADMIN\2011_2012\CFD21\IA2\Database\cfd21ia2 tax roll.rpt
6/6/2011

**BOUNDARIES OF
COMMUNITY FACILITIES DISTRICT NO. 21 OF
RIVERSIDE UNIFIED SCHOOL DISTRICT
COUNTY OF RIVERSIDE
STATE OF CALIFORNIA**

(1) Filed in the office of the Clerk of the Board of Education of Riverside Unified School District this ____ day of _____, 2005.

Clerk of the Board of Education
Riverside Unified School District

(2) I hereby certify that the within map showing the boundaries of Community Facilities District No. 21 of Riverside Unified School District, County of Riverside, State of California, was approved by the Board of Education of Riverside Unified School District at a regular meeting thereof, held on the ____ day of _____, 2005, by its Resolution No. _____.

Clerk of the Board of Education
Riverside Unified School District

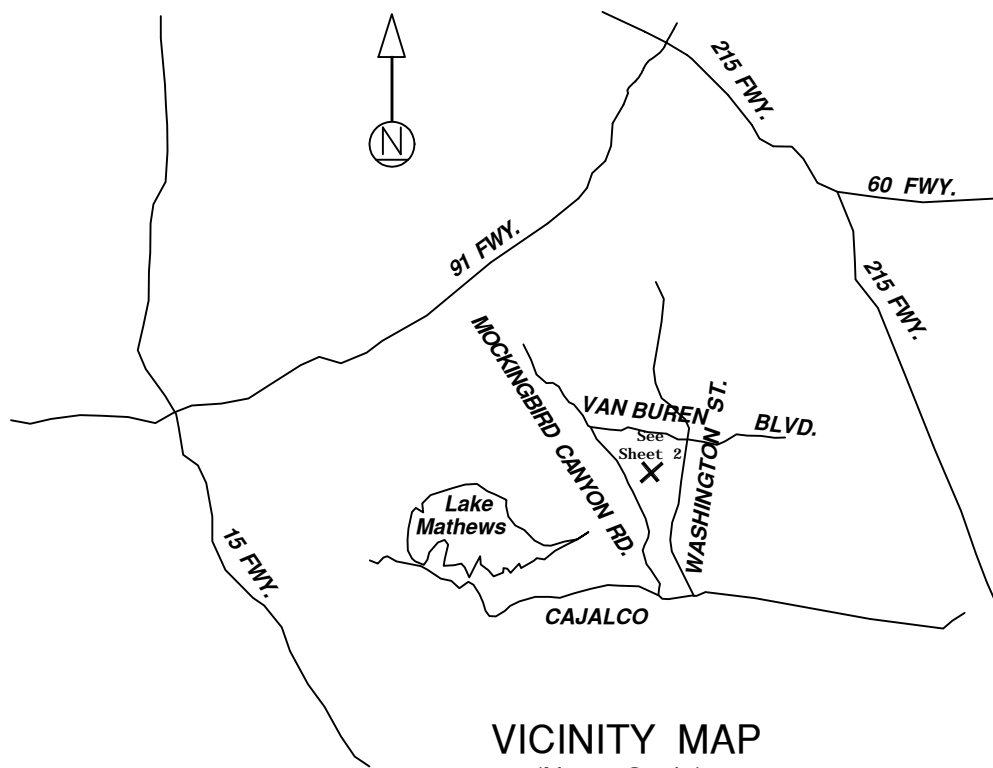
(3) Filed this ____ day of _____, 2005, at the hour of ____ o'clock __m, in Book _____ of Maps of Assessment and Community Facilities Districts at pages _____ through _____ and as Instrument No. _____ in the office of the County Recorder of Riverside County, State of California.

Larry Ward
Assessor-County Clerk-Recorder of Riverside County

By _____

Deputy

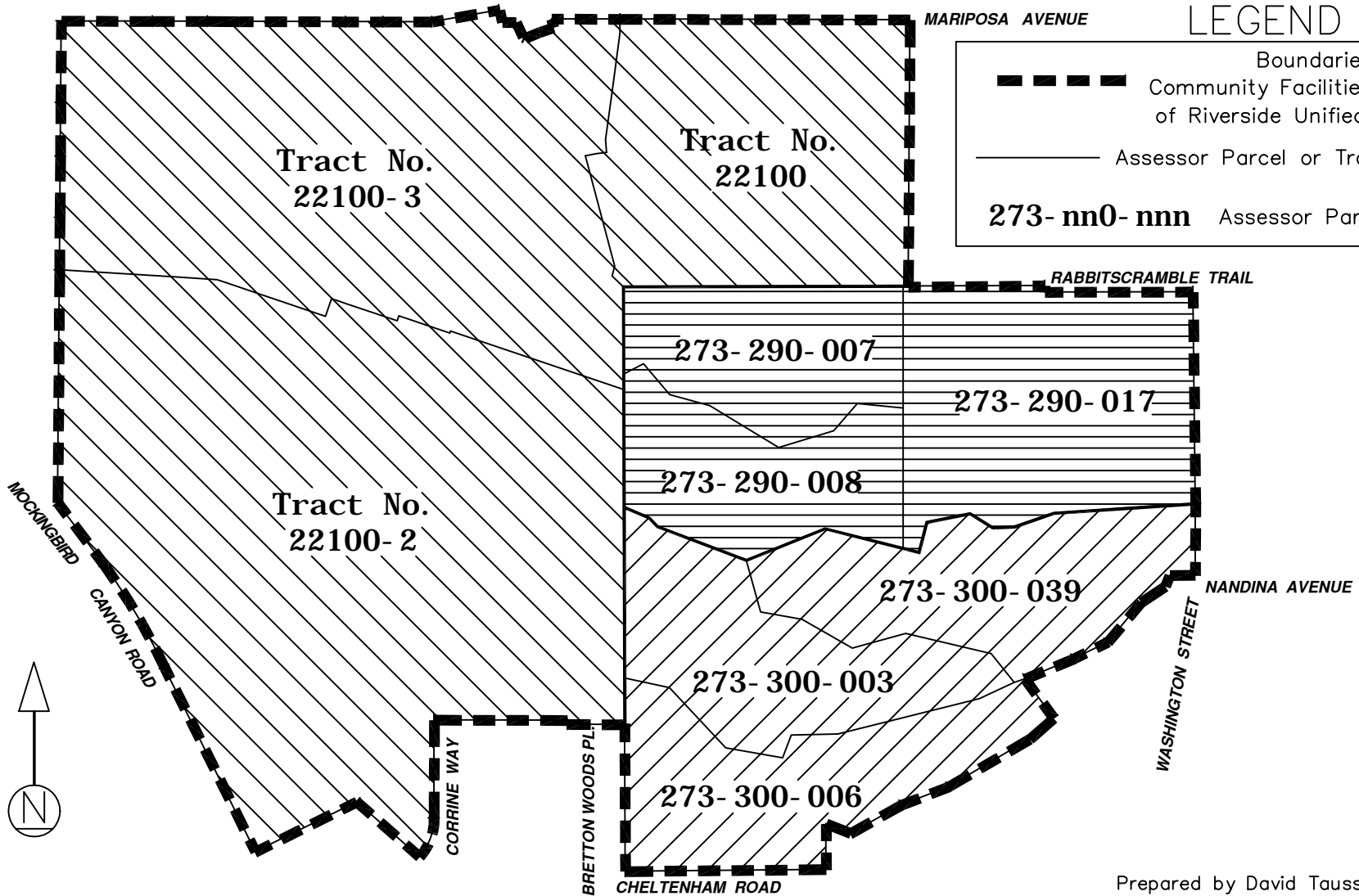
Fee _____



VICINITY MAP
(Not to Scale)

X is the general location of the project

BOUNDARIES OF
COMMUNITY FACILITIES DISTRICT NO. 21 OF
RIVERSIDE UNIFIED SCHOOL DISTRICT
COUNTY OF RIVERSIDE
STATE OF CALIFORNIA



LEGEND

Boundaries of
Community Facilities District No. 21
of Riverside Unified School District

Assessor Parcel or Tract Boundary Line

273- nn0- nnn Assessor Parcel Number

Improvement
Area No. 1

Improvement
Area No. 2

Improvement
Area No. 3

**BOUNDARIES OF
COMMUNITY FACILITIES DISTRICT NO. 21 OF
RIVERSIDE UNIFIED SCHOOL DISTRICT
COUNTY OF RIVERSIDE
STATE OF CALIFORNIA**

**Assessor Parcels Located within
Improvement Area No. 1 of
Community Facilities District No. 21 of Riverside Unified School District:**

273-480-027	273-520-001	273-580-001	273-580-027	273-590-001	273-590-023
273-480-028	273-520-002	273-580-002	273-580-028	273-590-002	273-590-024
273-480-029	273-520-003	273-580-003	273-580-029	273-590-003	273-590-025
273-480-030	273-520-004	273-580-004	273-580-030	273-590-004	273-590-026
273-480-031	273-520-005	273-580-005	273-580-031	273-590-005	273-590-027
273-480-032	273-520-006	273-580-006	273-580-032	273-590-006	273-590-028
273-480-033	273-520-007	273-580-007	273-580-033	273-590-007	273-590-029
273-480-034	273-520-008	273-580-008	273-580-034	273-590-008	273-590-030
273-480-035	273-520-009	273-580-009	273-580-035	273-590-009	273-590-031
273-480-036	273-520-010	273-580-010	273-580-036	273-590-010	273-590-032
273-480-037	273-520-011	273-580-011	273-580-037	273-590-011	273-590-033
273-480-038	273-520-012	273-580-012	273-580-038	273-590-012	273-590-034
273-480-039	273-520-013	273-580-013	273-580-039	273-590-013	273-590-035
273-480-040	273-520-014	273-580-014	273-580-040	273-590-014	273-590-036
273-480-041	273-520-015	273-580-015	273-580-041	273-590-015	273-590-037
273-480-042	273-520-016	273-580-016	273-580-042	273-590-016	273-590-038
	273-520-017	273-580-017	273-580-043	273-590-017	273-590-039
	273-520-018	273-580-018	273-580-044	273-590-018	273-590-040
	273-520-019	273-580-019	273-580-045	273-590-019	273-590-041
	273-520-020	273-580-020	273-580-046	273-590-020	273-590-042
	273-520-021	273-580-021	273-580-047	273-590-021	273-590-043
		273-580-022	273-580-048	273-590-022	
		273-580-023	273-580-049		
		273-580-024	273-580-050		
		273-580-025	273-580-051		
		273-580-026	273-580-052		

**BOUNDARIES OF
COMMUNITY FACILITIES DISTRICT NO. 21 OF
RIVERSIDE UNIFIED SCHOOL DISTRICT
COUNTY OF RIVERSIDE
STATE OF CALIFORNIA**

**Assessor Parcels Located within
Improvement Area No. 2 of
Community Facilities District No. 21
of Riverside Unified School District:**

273-300-003
273-300-006
273-300-039

**Assessor Parcels Located within
Improvement Area No. 3 of
Community Facilities District No. 21
of Riverside Unified School District:**

273-290-007
273-290-008
273-290-017

Reference is hereby made to
the Assessor maps of the County of Riverside,
Tract No. 22100, map filed with the Riverside County Recorder on August 18, 1992 in Book 240 of Maps at Pages 61 - 64 as No. 306295,
Tract No. 22100-2, map filed with the Riverside County Recorder on August 18, 1992 in Book 240 of Maps at Pages 48 - 54 as No. 306005, and
Tract No. 22100-3, map filed with the Riverside County Recorder on August 18, 1992 in Book 240 of Maps at Pages 55 - 60 as No. 306101
for a description of the lines and dimensions of each lot and parcel.

RESOLUTION NO. 2010/11-71

RESOLUTION OF THE BOARD OF EDUCATION OF RIVERSIDE UNIFIED SCHOOL DISTRICT LEVYING SPECIAL TAXES TO BE COLLECTED DURING FISCAL YEAR 2011-12 FOR THE PAYMENT OF THE PRINCIPAL OF AND INTEREST ON AND ADMINISTRATIVE EXPENSES WITH RESPECT TO THE BONDS OF COMMUNITY FACILITIES DISTRICT NO. 22 OF RIVERSIDE UNIFIED SCHOOL DISTRICT

WHEREAS, it is necessary that the Board of Education of Riverside Unified School District (the "Board of Education") levy special taxes pursuant to Sections 53340 and 53358 of the Government Code for the payment of the principal of and interest on the outstanding bonds of Community Facilities District No. 22 of Riverside Unified School District, County of Riverside, State of California (the "District"), and for the payment of administrative expenses incurred in connection with the levy and collection of said special taxes and the payment of such principal and interest; and

WHEREAS, pursuant to Section 53340 of the Government Code, the Board of Education may by resolution provide for the levy of special taxes on parcels of taxable property in the District at a rate provided by ordinance or at a lower rate; and

WHEREAS, the Board of Education has previously levied special taxes on parcels of taxable property in the District by ordinance, and the rates of the special taxes that will be levied on such parcels for fiscal year 2011-12 will not exceed the rates of the special taxes that have previously been levied by ordinance;

NOW, THEREFORE, BE IT RESOLVED, DETERMINED AND ORDERED BY THE BOARD OF EDUCATION OF RIVERSIDE UNIFIED SCHOOL DISTRICT DOES ORDAIN AS FOLLOWS:

Section 1. Levy of Special Taxes. Special taxes shall be and are hereby levied for the 2011-12 fiscal year on all parcels of real property within the District which are subject to taxation, which are identified in Exhibit "A" attached hereto, and in the amount set forth for each such parcel in said Exhibit "A." Pursuant to Sections 53340 and 53358 of the Government Code, such special taxes shall be collected in the same manner as ordinary ad valorem property taxes are collected and shall be subject to the same penalties and the same procedure, sale, and lien priority in case of delinquency as is provided for ad valorem taxes.

Section 2. Transmittal to County. The Clerk of the Board of Education shall immediately following adoption of this resolution transmit a copy hereof to the Board of Supervisors and the County Auditor of the County of Riverside together with a request that the special taxes as levied hereby be collected on the tax bills for the parcels identified in Exhibit "A" hereto, along with the ordinary ad valorem property taxes to be levied on and collected from the owners of said parcels.

PASSED AND ADOPTED by the Board of Education of Riverside Unified School District at a regular meeting held on the 20th day of June, 2011, by the following vote:

AYES:

NOES:

ABSENT:

ABSTAINED:

Clerk of the Board of Education
of Riverside Unified School District

STATE OF CALIFORNIA)
) ss.
COUNTY OF RIVERSIDE)

I, Gayle Cloud, Clerk of the Board of Education of Riverside Unified School District, do hereby certify that the above and foregoing is a full, true and correct copy of Resolution No. 2010/11-71 of the Board of Education of Riverside Unified School District, and that the same has not been amended or repealed.

Dated: _____, 2011

Clerk of the Board of Education
of Riverside Unified School District

Exhibit "A" for Resolution 71

Community Facilities District No. 22

Riverside Unified School District

Fiscal Year 2011-2012 Special Tax Levy

<u>Assessor's Parcel Number</u>	<u>Tract</u>	<u>Lot</u>	<u>Number of Units</u>	<u>Permit Date</u>	<u>Taxable Lot Sq. Ft.</u>	<u>Building Sq. Ft.</u>	<u>Tax Class</u>	<u>FY 2011-12 Expected Maximum Special Tax</u>	<u>FY 2011-12 Special Tax Levy</u>	<u>FY 2010-11 Special Tax Levy</u>
226-091-016-7	32046	1	1	6/14/06	3,049	1,649	7	\$2,252.00	\$2,033.78	\$2,140.82
226-091-017-8	32046	2	1	6/14/06	2,614	1,825	6	\$2,550.00	\$2,302.90	\$2,424.10
226-091-018-9	32046	3	1	6/14/06	2,614	1,649	7	\$2,252.00	\$2,033.78	\$2,140.82
226-091-019-0	32046	4	1	6/14/06	3,049	1,545	7	\$2,252.00	\$2,033.78	\$2,140.82
226-091-020-0	32046	5	1	1/20/06	3,049	1,825	6	\$2,550.00	\$2,302.90	\$2,424.10
226-091-021-1	32046	6	1	1/20/06	2,614	1,649	7	\$2,252.00	\$2,033.78	\$2,140.82
226-091-022-2	32046	7	1	1/20/06	2,614	1,545	7	\$2,252.00	\$2,033.78	\$2,140.82
226-091-023-3	32046	8	1	1/20/06	2,614	1,825	6	\$2,550.00	\$2,302.90	\$2,424.10
226-091-024-4	32046	9	1	1/20/06	2,614	1,545	7	\$2,252.00	\$2,033.78	\$2,140.82
226-091-025-5	32046	10	1	1/20/06	2,614	1,825	6	\$2,550.00	\$2,302.90	\$2,424.10
226-091-026-6	32046	11	1	2/22/06	2,614	1,649	7	\$2,252.00	\$2,033.78	\$2,140.82
226-091-027-7	32046	12	1	2/22/06	2,614	1,545	7	\$2,252.00	\$2,033.78	\$2,140.82
226-091-028-8	32046	13	1	2/22/06	3,485	1,825	6	\$2,550.00	\$2,302.90	\$2,424.10
226-091-029-9	32046	14	1	2/22/06	3,049	1,825	6	\$2,550.00	\$2,302.90	\$2,424.10
226-091-030-9	32046	15	1	2/22/06	2,614	1,545	7	\$2,252.00	\$2,033.78	\$2,140.82
226-091-031-0	32046	16	1	2/22/06	2,614	1,649	7	\$2,252.00	\$2,033.78	\$2,140.82
226-091-032-1	32046	17	1	2/22/06	2,614	1,825	6	\$2,550.00	\$2,302.90	\$2,424.10
226-091-033-2	32046	18	1	2/22/06	2,614	1,649	7	\$2,252.00	\$2,033.78	\$2,140.82
226-091-034-3	32046	19	1	2/22/06	2,614	1,825	6	\$2,550.00	\$2,302.90	\$2,424.10
226-091-035-4	32046	20	1	2/22/06	2,614	1,649	7	\$2,252.00	\$2,033.78	\$2,140.82
226-091-036-5	32046	21	1	2/22/06	3,049	1,545	7	\$2,252.00	\$2,033.78	\$2,140.82
226-091-037-6	32046	22	1	4/12/06	3,485	1,906	6	\$2,550.00	\$2,302.90	\$2,424.10
226-091-038-7	32046	23	1	4/12/06	2,614	1,649	7	\$2,252.00	\$2,033.78	\$2,140.82
226-091-039-8	32046	24	1	4/12/06	2,614	1,545	7	\$2,252.00	\$2,033.78	\$2,140.82
226-091-040-8	32046	25	1	4/12/06	2,614	1,649	7	\$2,252.00	\$2,033.78	\$2,140.82
226-091-041-9	32046	26	1	4/12/06	2,614	1,545	7	\$2,252.00	\$2,033.78	\$2,140.82
226-091-042-0	32046	27	1	1/20/06	2,614	1,825	6	\$2,550.00	\$2,302.90	\$2,424.10
226-091-043-1	32046	28	1	1/20/06	3,049	1,649	7	\$2,252.00	\$2,033.78	\$2,140.82
226-091-044-2	32046	29	1	1/20/06	3,049	1,545	7	\$2,252.00	\$2,033.78	\$2,140.82
226-091-045-3	32046	30	1	1/20/06	2,614	1,825	6	\$2,550.00	\$2,302.90	\$2,424.10
226-091-046-4	32046	31	1	4/12/06	2,614	1,649	7	\$2,252.00	\$2,033.78	\$2,140.82
226-091-047-5	32046	32	1	4/12/06	2,614	1,825	6	\$2,550.00	\$2,302.90	\$2,424.10
226-091-048-6	32046	33	1	4/12/06	2,614	1,649	7	\$2,252.00	\$2,033.78	\$2,140.82
226-091-049-7	32046	34	1	4/12/06	2,614	1,545	7	\$2,252.00	\$2,033.78	\$2,140.82
226-091-050-7	32046	35	1	4/12/06	3,485	1,906	6	\$2,550.00	\$2,302.90	\$2,424.10
226-091-051-8	32046	36	1	6/14/06	3,049	1,545	7	\$2,252.00	\$2,033.78	\$2,140.82
226-091-052-9	32046	37	1	6/14/06	2,614	1,649	7	\$2,252.00	\$2,033.78	\$2,140.82
226-091-053-0	32046	38	1	6/6/05	2,614	1,825	6	\$2,550.00	\$2,302.90	\$2,424.10

**Community Facilities District No. 22
Riverside Unified School District**

Fiscal Year 2011-2012 Special Tax Levy

<u>Assessor's Parcel Number</u>	<u>Tract</u>	<u>Lot</u>	<u>Number of Units</u>	<u>Permit Date</u>	<u>Taxable Lot Sq. Ft.</u>	<u>Building Sq. Ft.</u>	<u>Tax Class</u>	<u>FY 2011-12 Expected Maximum Special Tax</u>	<u>FY 2011-12 Special Tax Levy</u>	<u>FY 2010-11 Special Tax Levy</u>
226-091-054-1	32046	39	1	6/6/05	2,614	1,649	7	\$2,252.00	\$2,033.78	\$2,140.82
226-091-055-2	32046	40	1	6/6/05	2,614	1,545	7	\$2,252.00	\$2,033.78	\$2,140.82
226-091-056-3	32046	41	1	4/28/06	2,614	1,825	6	\$2,550.00	\$2,302.90	\$2,424.10
226-091-057-4	32046	42	1	4/28/06	2,614	1,825	6	\$2,550.00	\$2,302.90	\$2,424.10
226-091-058-5	32046	43	1	4/28/06	2,614	1,649	7	\$2,252.00	\$2,033.78	\$2,140.82
226-091-059-6	32046	44	1	4/28/06	3,049	1,545	7	\$2,252.00	\$2,033.78	\$2,140.82
226-091-060-6	32046	45	1	4/28/06	2,614	1,825	6	\$2,550.00	\$2,302.90	\$2,424.10
226-091-061-7	32046	46	1	4/28/06	2,614	1,649	7	\$2,252.00	\$2,033.78	\$2,140.82
226-091-062-8	32046	47	1	4/28/06	3,049	1,825	6	\$2,550.00	\$2,302.90	\$2,424.10
226-091-063-9	32046	48	1	4/12/06	3,049	1,545	7	\$2,252.00	\$2,033.78	\$2,140.82
226-091-064-0	32046	49	1	4/12/06	2,614	1,825	6	\$2,550.00	\$2,302.90	\$2,424.10
226-091-065-1	32046	50	1	4/12/06	2,614	1,649	7	\$2,252.00	\$2,033.78	\$2,140.82
226-091-066-2	32046	51	1	4/12/06	3,485	1,906	6	\$2,550.00	\$2,302.90	\$2,424.10
226-091-067-3	32046	52	1	4/12/06	3,485	1,906	6	\$2,550.00	\$2,302.90	\$2,424.10
226-091-068-4	32046	53	1	4/12/06	2,614	1,545	7	\$2,252.00	\$2,033.78	\$2,140.82
226-091-069-5	32046	54	1	4/12/06	2,614	1,649	7	\$2,252.00	\$2,033.78	\$2,140.82
226-091-070-5	32046	55	1	4/12/06	3,049	1,825	6	\$2,550.00	\$2,302.90	\$2,424.10
226-091-071-6	32046	E	0		0	0	EX	\$0.00	\$0.00	\$0.00
226-091-072-7	32046	H	0		0	0	EX	\$0.00	\$0.00	\$0.00
226-091-073-8	32046	I	0		0	0	EX	\$0.00	\$0.00	\$0.00
226-091-074-9	32046	J	0		0	0	EX	\$0.00	\$0.00	\$0.00
226-091-075-0	32046	K	0		0	0	EX	\$0.00	\$0.00	\$0.00
226-091-076-1	32046	L	0		0	0	EX	\$0.00	\$0.00	\$0.00
226-091-077-2	32046	M	0		0	0	EX	\$0.00	\$0.00	\$0.00
226-091-078-3	32046	O	0		0	0	EX	\$0.00	\$0.00	\$0.00
226-091-079-4	32046	P	0		0	0	EX	\$0.00	\$0.00	\$0.00
226-091-080-4	32046	Q	0		0	0	EX	\$0.00	\$0.00	\$0.00
226-091-081-5	32046	R	0		0	0	EX	\$0.00	\$0.00	\$0.00
226-091-082-6	32046	S	0		0	0	EX	\$0.00	\$0.00	\$0.00
226-091-083-7	32046	T	0		0	0	EX	\$0.00	\$0.00	\$0.00
226-091-084-8	32046	U	0		0	0	EX	\$0.00	\$0.00	\$0.00
226-091-085-9	32046	X	0		0	0	EX	\$0.00	\$0.00	\$0.00
233-170-023-9	30741	1	1	12/13/04	4,792	1,627	7	\$2,252.00	\$2,033.78	\$2,140.82
233-170-024-0	30741	2	1	12/13/04	3,485	1,869	6	\$2,550.00	\$2,302.90	\$2,424.10
233-170-025-1	30741	3	1	12/13/04	3,485	1,869	6	\$2,550.00	\$2,302.90	\$2,424.10
233-170-026-2	30741	4	1	12/13/04	3,485	1,627	7	\$2,252.00	\$2,033.78	\$2,140.82
233-170-027-3	30741	5	1	12/13/04	3,485	1,627	7	\$2,252.00	\$2,033.78	\$2,140.82
233-170-028-4	30741	6	1	12/13/04	3,485	1,869	6	\$2,550.00	\$2,302.90	\$2,424.10

**Community Facilities District No. 22
Riverside Unified School District**

Fiscal Year 2011-2012 Special Tax Levy

<u>Assessor's Parcel Number</u>	<u>Tract</u>	<u>Lot</u>	<u>Number of Units</u>	<u>Permit Date</u>	<u>Taxable Lot Sq. Ft.</u>	<u>Building Sq. Ft.</u>	<u>Tax Class</u>	<u>FY 2011-12 Expected Maximum Special Tax</u>	<u>FY 2011-12 Special Tax Levy</u>	<u>FY 2010-11 Special Tax Levy</u>
233-170-029-5	30741	7	1	9/14/04	3,485	1,957	5	\$2,864.00	\$2,586.46	\$2,722.60
233-170-030-5	30741	8	1	9/14/04	3,485	1,869	6	\$2,550.00	\$2,302.90	\$2,424.10
233-170-031-6	30741	9	1	9/14/04	3,485	1,627	7	\$2,252.00	\$2,033.78	\$2,140.82
233-170-032-7	30741	10	1	12/13/04	3,485	1,957	5	\$2,864.00	\$2,586.46	\$2,722.60
233-170-033-8	30741	11	1	10/28/04	3,485	1,627	7	\$2,252.00	\$2,033.78	\$2,140.82
233-170-034-9	30741	12	1	10/28/04	3,485	1,869	6	\$2,550.00	\$2,302.90	\$2,424.10
233-170-035-0	30741	13	1	10/28/04	4,356	1,957	5	\$2,864.00	\$2,586.46	\$2,722.60
233-170-036-1	30741	14	1	10/28/04	4,356	1,627	7	\$2,252.00	\$2,033.78	\$2,140.82
233-170-037-2	30741	15	1	10/28/04	3,485	1,957	5	\$2,864.00	\$2,586.46	\$2,722.60
233-170-038-3	30741	16	1	10/28/04	3,485	1,869	6	\$2,550.00	\$2,302.90	\$2,424.10
233-170-039-4	30741	17	1	10/28/04	3,485	1,957	5	\$2,864.00	\$2,586.46	\$2,722.60
233-170-040-4	30741	18	1	10/28/04	3,485	1,627	7	\$2,252.00	\$2,033.78	\$2,140.82
233-170-041-5	30741	19	1	10/28/04	3,485	1,869	6	\$2,550.00	\$2,302.90	\$2,424.10
233-170-042-6	30741	20	1	10/28/04	3,485	1,957	5	\$2,864.00	\$2,586.46	\$2,722.60
233-170-043-7	30741	21	1	11/29/04	3,485	1,627	7	\$2,252.00	\$2,033.78	\$2,140.82
233-170-044-8	30741	22	1	11/29/04	3,485	1,957	5	\$2,864.00	\$2,586.46	\$2,722.60
233-170-045-9	30741	23	1	11/29/04	3,485	1,869	6	\$2,550.00	\$2,302.90	\$2,424.10
233-170-046-0	30741	24	1	11/29/04	3,485	1,627	7	\$2,252.00	\$2,033.78	\$2,140.82
233-170-047-1	30741	25	1	11/29/04	5,663	1,869	6	\$2,550.00	\$2,302.90	\$2,424.10
233-170-048-2	30741	26	1	11/29/04	4,792	1,957	5	\$2,864.00	\$2,586.46	\$2,722.60
233-170-049-3	30741	27	1	11/29/04	3,920	1,869	6	\$2,550.00	\$2,302.90	\$2,424.10
233-170-050-3	30741	28	1	11/29/04	3,920	1,957	5	\$2,864.00	\$2,586.46	\$2,722.60
233-170-051-4	30741	29	1	11/29/04	3,920	1,627	7	\$2,252.00	\$2,033.78	\$2,140.82
233-170-052-5	30741	30	1	11/29/04	3,920	1,957	5	\$2,864.00	\$2,586.46	\$2,722.60
233-170-053-6	30741	31	1	11/29/04	3,485	1,869	6	\$2,550.00	\$2,302.90	\$2,424.10
233-170-054-7	30741	32	1	12/13/04	3,485	1,957	5	\$2,864.00	\$2,586.46	\$2,722.60
233-170-055-8	30741	33	1	12/13/04	3,485	1,957	5	\$2,864.00	\$2,586.46	\$2,722.60
233-170-056-9	30741	34	1	12/13/04	3,485	1,869	6	\$2,550.00	\$2,302.90	\$2,424.10
233-170-057-0	30741	35	1	12/13/04	4,356	1,869	6	\$2,550.00	\$2,302.90	\$2,424.10
233-170-058-1	30741	36	1	12/13/04	4,356	1,957	5	\$2,864.00	\$2,586.46	\$2,722.60
233-170-059-2	30741	37	1	12/13/04	4,356	1,957	5	\$2,864.00	\$2,586.46	\$2,722.60
233-170-060-2	30741	38	1	12/13/04	4,792	1,627	7	\$2,252.00	\$2,033.78	\$2,140.82
233-170-061-3	30741	39	1	12/13/04	4,792	1,869	6	\$2,550.00	\$2,302.90	\$2,424.10
233-170-062-4	30741	40	1	12/13/04	5,227	1,869	6	\$2,550.00	\$2,302.90	\$2,424.10
233-170-063-5	30741	41	1	12/13/04	3,920	1,957	5	\$2,864.00	\$2,586.46	\$2,722.60
233-170-064-6	30741	42	1	12/13/04	4,792	1,957	5	\$2,864.00	\$2,586.46	\$2,722.60
233-170-065-7	30741	43	1	12/13/04	3,485	1,627	7	\$2,252.00	\$2,033.78	\$2,140.82
233-170-066-8	30741	44	1	12/13/04	3,485	1,957	5	\$2,864.00	\$2,586.46	\$2,722.60

**Community Facilities District No. 22
Riverside Unified School District**

Fiscal Year 2011-2012 Special Tax Levy

<u>Assessor's Parcel Number</u>	<u>Tract</u>	<u>Lot</u>	<u>Number of Units</u>	<u>Permit Date</u>	<u>Taxable Lot Sq. Ft.</u>	<u>Building Sq. Ft.</u>	<u>Tax Class</u>	<u>FY 2011-12 Expected Maximum Special Tax</u>	<u>FY 2011-12 Special Tax Levy</u>	<u>FY 2010-11 Special Tax Levy</u>
233-170-067-9	30741	45	1	12/13/04	3,485	1,869	6	\$2,550.00	\$2,302.90	\$2,424.10
233-170-068-0	30741	46	1	12/13/04	3,920	1,869	6	\$2,550.00	\$2,302.90	\$2,424.10
233-170-069-1	30741	47	1	11/29/04	3,485	1,627	7	\$2,252.00	\$2,033.78	\$2,140.82
233-170-070-1	30741	48	1	11/29/04	3,485	1,869	6	\$2,550.00	\$2,302.90	\$2,424.10
233-170-071-2	30741	49	1	11/29/04	4,792	1,957	5	\$2,864.00	\$2,586.46	\$2,722.60
233-170-072-3	30741	50	1	10/28/04	4,792	1,627	7	\$2,252.00	\$2,033.78	\$2,140.82
233-170-073-4	30741	51	1	10/28/04	3,485	1,957	5	\$2,864.00	\$2,586.46	\$2,722.60
233-170-074-5	30741	52	1	10/28/04	3,920	1,869	6	\$2,550.00	\$2,302.90	\$2,424.10
233-170-075-6	30741	53	1	10/28/04	3,485	1,869	6	\$2,550.00	\$2,302.90	\$2,424.10
233-170-076-7	30741	54	1	10/28/04	3,485	1,627	7	\$2,252.00	\$2,033.78	\$2,140.82
233-170-077-8	30741	55	1	10/28/04	4,356	1,869	6	\$2,550.00	\$2,302.90	\$2,424.10
233-170-078-9	30741	56	1	12/13/04	3,920	1,957	5	\$2,864.00	\$2,586.46	\$2,722.60
233-170-079-0	30741	57	1	12/13/04	3,920	1,869	6	\$2,550.00	\$2,302.90	\$2,424.10
233-170-080-0	30741	58	1	12/13/04	3,920	1,957	5	\$2,864.00	\$2,586.46	\$2,722.60
233-170-081-1	30741	59	1	12/13/04	3,920	1,957	5	\$2,864.00	\$2,586.46	\$2,722.60
233-170-082-2	30741	60	1	12/13/04	3,920	1,627	7	\$2,252.00	\$2,033.78	\$2,140.82
233-170-083-3	30741	61	1	12/13/04	3,485	1,869	6	\$2,550.00	\$2,302.90	\$2,424.10
233-170-084-4	30741	62	1	12/13/04	4,356	1,957	5	\$2,864.00	\$2,586.46	\$2,722.60
233-170-085-5	30741	G	0		0	0	EX	\$0.00	\$0.00	\$0.00
233-170-086-6	30741	J	0		0	0	EX	\$0.00	\$0.00	\$0.00
272-072-021-9	32139	1	1	8/22/05	10,454	3,003	2	\$3,460.00	\$3,124.70	\$3,289.16
272-072-022-0	32139	2	1	8/22/05	10,454	2,877	3	\$3,259.00	\$2,943.18	\$3,098.10
272-072-023-1	32139	3	1	8/22/05	10,890	3,003	2	\$3,460.00	\$3,124.70	\$3,289.16
272-072-024-2	32139	4	1	8/22/05	10,454	2,877	3	\$3,259.00	\$2,943.18	\$3,098.10
272-072-025-3	32139	5	1	8/22/05	11,326	3,003	2	\$3,460.00	\$3,124.70	\$3,289.16
272-072-026-4	32139	6	1	8/22/05	10,454	2,875	3	\$3,259.00	\$2,943.18	\$3,098.10
272-072-027-5	32139	7	1	8/22/05	10,454	2,875	3	\$3,259.00	\$2,943.18	\$3,098.10
272-072-028-6	32139	8	1	8/22/05	11,326	2,877	3	\$3,259.00	\$2,943.18	\$3,098.10
272-072-029-7	32139	9	1	8/22/05	11,761	3,003	2	\$3,460.00	\$3,124.70	\$3,289.16
272-072-030-7	32139	10	1	8/22/05	10,454	2,877	3	\$3,259.00	\$2,943.18	\$3,098.10
272-072-031-8	32139	11	1	8/22/05	14,375	2,875	3	\$3,259.00	\$2,943.18	\$3,098.10
272-072-032-9	32139	12	1	8/22/05	14,375	2,877	3	\$3,259.00	\$2,943.18	\$3,098.10
272-072-033-0	32139	13	1	8/22/05	13,504	3,003	2	\$3,460.00	\$3,124.70	\$3,289.16
272-072-034-1	32139	14	1	8/22/05	11,326	3,003	2	\$3,460.00	\$3,124.70	\$3,289.16
272-072-035-2	32139	15	1	8/22/05	10,454	2,877	3	\$3,259.00	\$2,943.18	\$3,098.10
272-260-001-2	31945	1	1	10/16/06	33,541	3,653	1	\$3,683.00	\$3,326.10	\$3,501.16
272-260-002-3	31945	2	1	12/2/05	21,344	3,653	1	\$3,683.00	\$3,326.10	\$3,501.16
272-260-003-4	31945	3	1	12/2/05	15,246	3,484	1	\$3,683.00	\$3,326.10	\$3,501.16

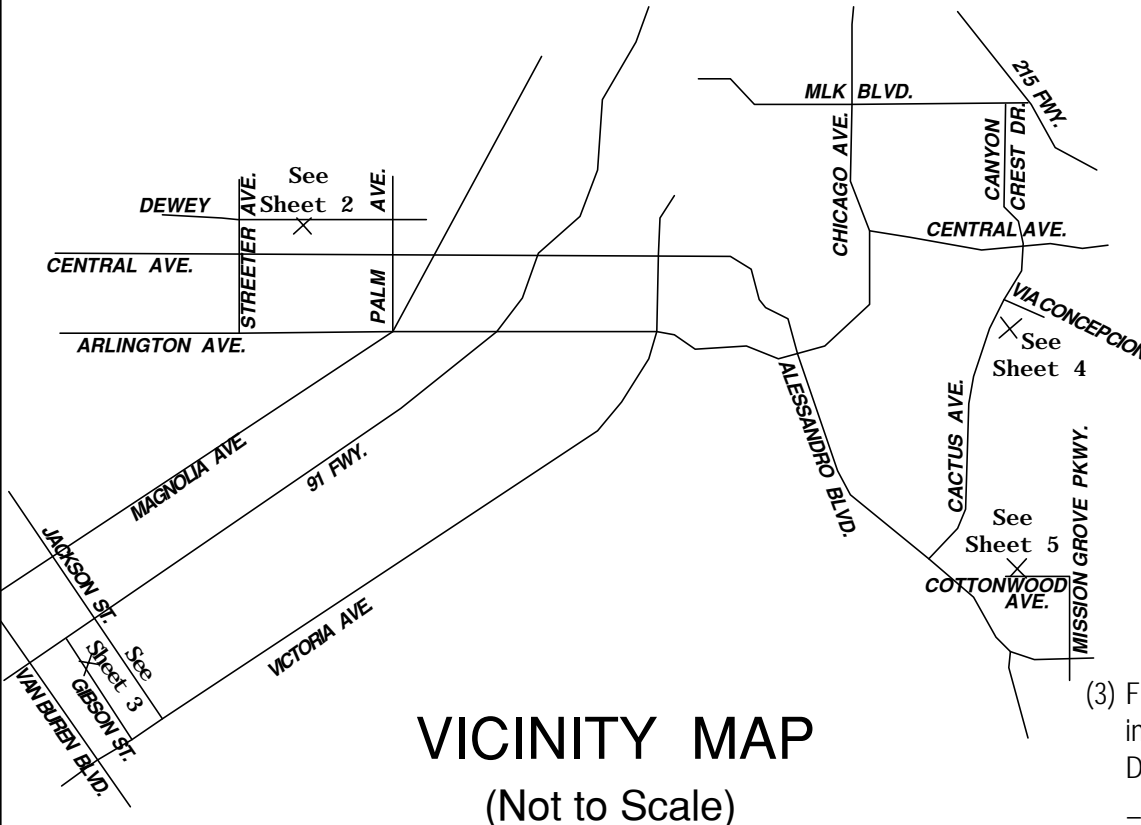
**Community Facilities District No. 22
Riverside Unified School District**

Fiscal Year 2011-2012 Special Tax Levy

<u>Assessor's Parcel Number</u>	<u>Tract</u>	<u>Lot</u>	<u>Number of Units</u>	<u>Permit Date</u>	<u>Taxable Lot Sq. Ft.</u>	<u>Building Sq. Ft.</u>	<u>Tax Class</u>	<u>FY 2011-12 Expected Maximum Special Tax</u>	<u>FY 2011-12 Special Tax Levy</u>	<u>FY 2010-11 Special Tax Levy</u>
272-260-004-5	31945	4	1	12/2/05	13,504	3,683	1	\$3,683.00	\$3,326.10	\$3,501.16
272-260-005-6	31945	5	1	12/2/05	14,810	3,476	1	\$3,683.00	\$3,326.10	\$3,501.16
272-260-006-7	31945	6	1	3/3/06	19,166	3,653	1	\$3,683.00	\$3,326.10	\$3,501.16
272-260-007-8	31945	7	1	3/3/06	19,166	3,476	1	\$3,683.00	\$3,326.10	\$3,501.16
272-261-001-5	31945	24	1	3/27/06	23,087	3,653	1	\$3,683.00	\$3,326.10	\$3,501.16
272-261-002-6	31945	25	1	3/27/06	21,780	3,484	1	\$3,683.00	\$3,326.10	\$3,501.16
272-261-003-7	31945	26	1	3/27/06	21,780	3,653	1	\$3,683.00	\$3,326.10	\$3,501.16
272-261-004-8	31945	27	1	3/27/06	22,651	3,476	1	\$3,683.00	\$3,326.10	\$3,501.16
272-261-005-9	31945	28	1	3/27/06	28,314	3,683	1	\$3,683.00	\$3,326.10	\$3,501.16
272-270-001-3	31945	8	1	3/3/06	19,166	3,653	1	\$3,683.00	\$3,326.10	\$3,501.16
272-270-002-4	31945	9	1	3/3/06	16,988	3,476	1	\$3,683.00	\$3,326.10	\$3,501.16
272-270-003-5	31945	10	1	3/27/06	16,553	3,683	1	\$3,683.00	\$3,326.10	\$3,501.16
272-270-004-6	31945	11	1	3/27/06	16,988	3,653	1	\$3,683.00	\$3,326.10	\$3,501.16
272-270-005-7	31945	12	1	3/27/06	15,246	3,683	1	\$3,683.00	\$3,326.10	\$3,501.16
272-270-006-8	31945	13	1	10/16/06	14,375	3,484	1	\$3,683.00	\$3,326.10	\$3,501.16
272-270-007-9	31945	14	1	10/16/06	13,068	3,683	1	\$3,683.00	\$3,326.10	\$3,501.16
272-270-008-0	31945	15	1	10/16/06	13,068	3,484	1	\$3,683.00	\$3,326.10	\$3,501.16
272-270-009-1	31945	16	1	3/27/06	25,265	3,476	1	\$3,683.00	\$3,326.10	\$3,501.16
272-270-010-1	31945	17	1	3/27/06	21,344	3,683	1	\$3,683.00	\$3,326.10	\$3,501.16
272-270-011-2	31945	18	1	3/27/06	17,860	3,484	1	\$3,683.00	\$3,326.10	\$3,501.16
272-270-012-3	31945	19	1	3/27/06	20,909	3,476	1	\$3,683.00	\$3,326.10	\$3,501.16
272-270-013-4	31945	20	1	3/27/06	23,087	3,476	1	\$3,683.00	\$3,326.10	\$3,501.16
272-270-014-5	31945	21	1	3/27/06	21,780	3,653	1	\$3,683.00	\$3,326.10	\$3,501.16
272-270-015-6	31945	22	1	3/27/06	20,909	3,653	1	\$3,683.00	\$3,326.10	\$3,501.16
272-270-016-7	31945	23	1	3/27/06	22,216	3,476	1	\$3,683.00	\$3,326.10	\$3,501.16
272-270-017-8	31945	C	0		0	0	EX	\$0.00	\$0.00	\$0.00
Totals:			160		1,119,056	351,469		\$444,185.00	\$401,141.92	\$422,254.82

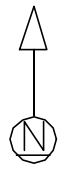
J:\CLIENTS\RUSD\ADMIN\2011_2012\CFD22\Database\cfd22 tax roll.rpt
6/6/2011

BOUNDARIES OF
COMMUNITY FACILITIES DISTRICT NO. 22 OF
RIVERSIDE UNIFIED SCHOOL DISTRICT
COUNTY OF RIVERSIDE
STATE OF CALIFORNIA



VICINITY MAP
(Not to Scale)

X is the general location of each project



(1) Filed in the office of the Clerk of the Board of Education of Riverside Unified School District this ____ day of _____, 2004.

Clerk of the Board of Education
Riverside Unified School District

(2) I hereby certify that the within map showing the boundaries of Community Facilities District No. 22 of Riverside Unified School District, County of Riverside, State of California, was approved by the Board of Education of Riverside Unified School District at a regular meeting thereof, held on the ____ day of _____, 2004, by its Resolution No. _____.

Clerk of the Board of Education
Riverside Unified School District

(3) Filed this ____ day of _____, 2004, at the hour of ____ o'clock __m, in Book _____ of Maps of Assessment and Community Facilities Districts at pages _____ through _____ and as Instrument No. _____ in the office of the County Recorder of Riverside County, State of California.

Gary L. Orso
Assessor-County Clerk-Recorder of Riverside County

By _____
Deputy
Fee _____

BOUNDARIES OF
COMMUNITY FACILITIES DISTRICT NO. 22 OF
RIVERSIDE UNIFIED SCHOOL DISTRICT
COUNTY OF RIVERSIDE
STATE OF CALIFORNIA

DEWEY

AVENUE

226-091-014

226-091-013

BEATTY DR.


BEATTY

WAY

DRIVE

CARLO

LEGEND

-  Boundaries of Community Facilities District No. 22 of Riverside Unified School District
- 226-091-01n** Assessor Parcel Number



Reference is hereby made to the Assessor maps of the County of Riverside for a description of the lines and dimensions of each lot and parcel.

Prepared by David Taussig & Associates, Inc.

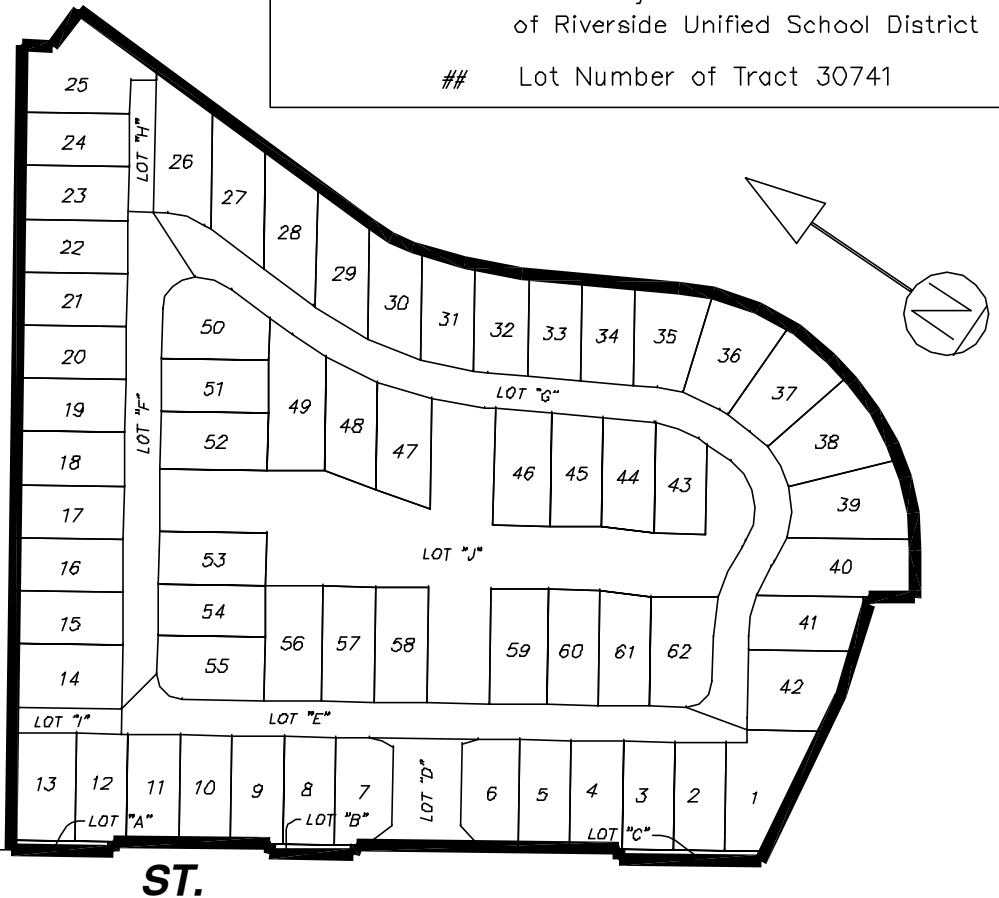
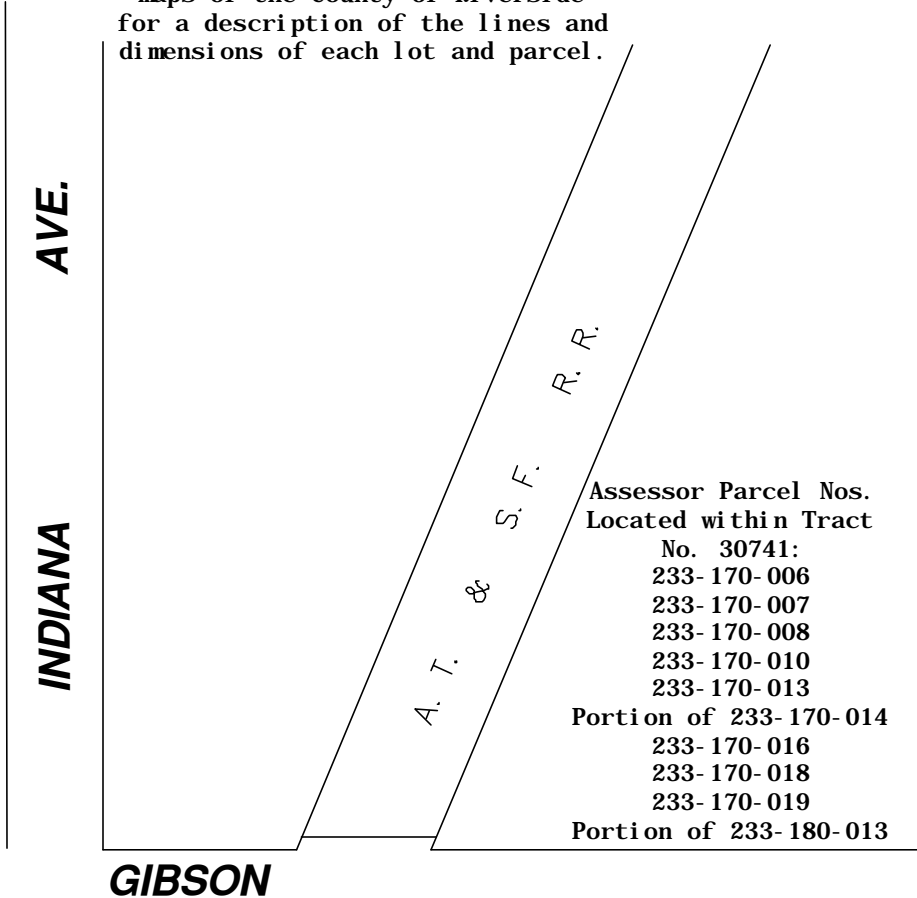
BOUNDARIES OF
COMMUNITY FACILITIES DISTRICT NO. 22 OF
RIVERSIDE UNIFIED SCHOOL DISTRICT
COUNTY OF RIVERSIDE
STATE OF CALIFORNIA

Reference is hereby made to Tract
No. 30741, filed October 13, 2004
in Book 365 of Maps at Pages 49
through 53 as Instrument No.
2004-0808279, and the Assessor
maps of the County of Riverside
for a description of the lines and
dimensions of each lot and parcel.

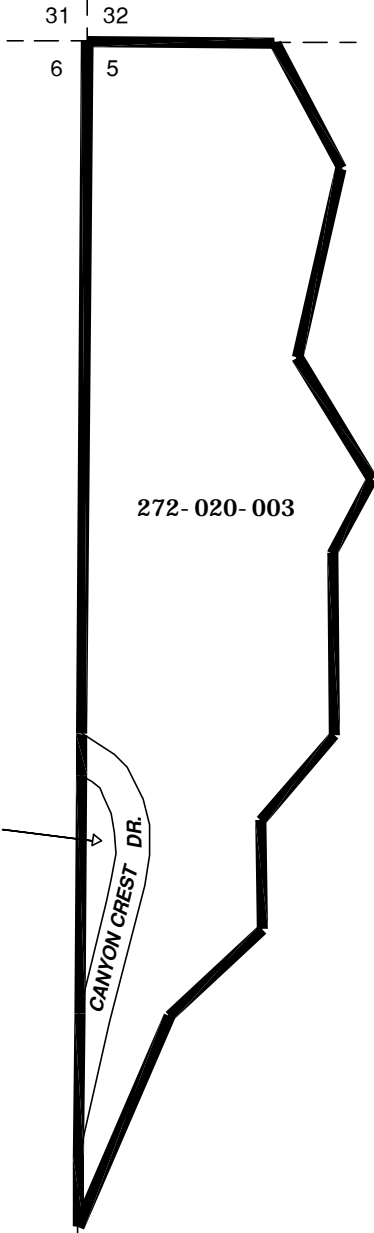
LEGEND

Boundaries of
Community Facilities District No. 22
of Riverside Unified School District

Lot Number of Tract 30741



BOUNDARIES OF
COMMUNITY FACILITIES DISTRICT NO. 22 OF
RIVERSIDE UNIFIED SCHOOL DISTRICT
COUNTY OF RIVERSIDE
STATE OF CALIFORNIA



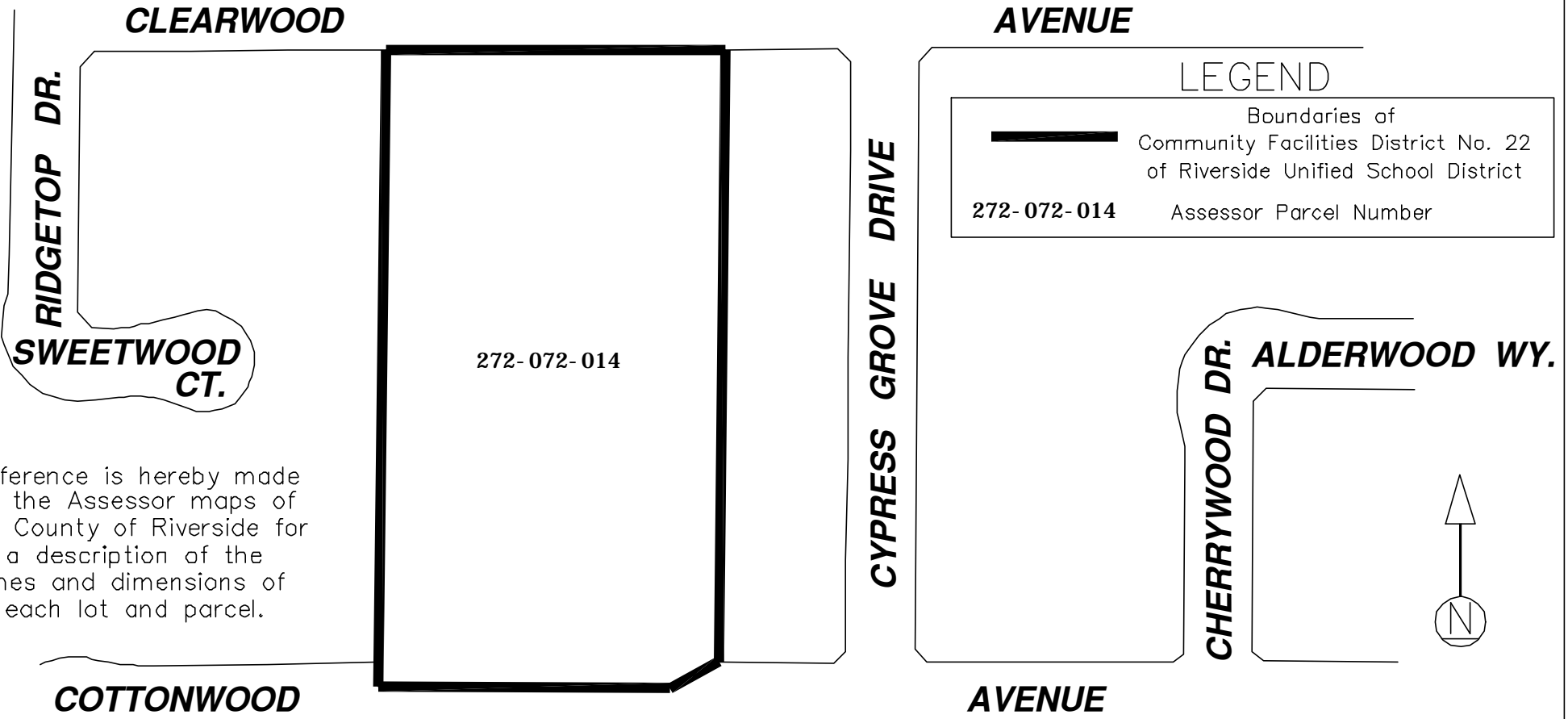
LEGEND

	Boundaries of Community Facilities District No. 22 of Riverside Unified School District
272-020-00n	Assessor Parcel Number
	Assessor Parcel Line
	Section Line

Reference is hereby made
to the Assessor maps of
the County of Riverside for
a description of the
lines and dimensions of
each lot and parcel.



BOUNDARIES OF
COMMUNITY FACILITIES DISTRICT NO. 22 OF
RIVERSIDE UNIFIED SCHOOL DISTRICT
COUNTY OF RIVERSIDE
STATE OF CALIFORNIA



Reference is hereby made to the Assessor maps of the County of Riverside for a description of the lines and dimensions of each lot and parcel.

RESOLUTION NO. 2010/11-72

RESOLUTION OF THE BOARD OF EDUCATION OF RIVERSIDE UNIFIED SCHOOL DISTRICT LEVYING SPECIAL TAXES TO BE COLLECTED DURING FISCAL YEAR 2011-12 FOR THE PAYMENT OF THE PRINCIPAL OF AND INTEREST ON AND ADMINISTRATIVE EXPENSES WITH RESPECT TO THE BONDS OF COMMUNITY FACILITIES DISTRICT NO. 24 OF RIVERSIDE UNIFIED SCHOOL DISTRICT

WHEREAS, it is necessary that the Board of Education of Riverside Unified School District (the "Board of Education") levy special taxes pursuant to Sections 53340 and 53358 of the Government Code for the payment of the principal of and interest on the outstanding bonds of Community Facilities District No. 24 of Riverside Unified School District, County of Riverside, State of California (the "District"), and for the payment of administrative expenses incurred in connection with the levy and collection of said special taxes and the payment of such principal and interest; and

WHEREAS, pursuant to Section 53340 of the Government Code, the Board of Education may by resolution provide for the levy of special taxes on parcels of taxable property in the District at a rate provided by ordinance or at a lower rate; and

WHEREAS, the Board of Education has previously levied special taxes on parcels of taxable property in the District by ordinance, and the rates of the special taxes that will be levied on such parcels for fiscal year 2011-12 will not exceed the rates of the special taxes that have previously been levied by ordinance;

NOW, THEREFORE, BE IT RESOLVED, DETERMINED AND ORDERED BY THE BOARD OF EDUCATION OF RIVERSIDE UNIFIED SCHOOL DISTRICT DOES ORDAIN AS FOLLOWS:

Section 1. Levy of Special Taxes. Special taxes shall be and are hereby levied for the 2011-12 fiscal year on all parcels of real property within the District which are subject to taxation, which are identified in Exhibit "A" attached hereto, and in the amount set forth for each such parcel in said Exhibit "A." Pursuant to Sections 53340 and 53358 of the Government Code, such special taxes shall be collected in the same manner as ordinary ad valorem property taxes are collected and shall be subject to the same penalties and the same procedure, sale, and lien priority in case of delinquency as is provided for ad valorem taxes.

Section 2. Transmittal to County. The Clerk of the Board of Education shall immediately following adoption of this resolution transmit a copy hereof to the Board of Supervisors and the County Auditor of the County of Riverside together with a request that the special taxes as levied hereby be collected on the tax bills for the parcels identified in Exhibit "A" hereto, along with the ordinary ad valorem property taxes to be levied on and collected from the owners of said parcels.

PASSED AND ADOPTED by the Board of Education of Riverside Unified School District at a regular meeting held on the 20th day of June, 2011, by the following vote:

AYES:

NOES:

ABSENT:

ABSTAINED:

Clerk of the Board of Education
of Riverside Unified School District

STATE OF CALIFORNIA)
) ss.
COUNTY OF RIVERSIDE)

I, Gayle Cloud, Clerk of the Board of Education of Riverside Unified School District, do hereby certify that the above and foregoing is a full, true and correct copy of Resolution No. 2010/11-72 of the Board of Education of Riverside Unified School District, and that the same has not been amended or repealed.

Dated: _____, 2011

Clerk of the Board of Education
of Riverside Unified School District

Exhibit "A" for Resolution 72

**Community Facilities District No. 24, Tax Rate Zone 1
Riverside Unified School District**

Fiscal Year 2011-2012 Special Tax Levy

Assessor's Parcel Number	Tract	Lot	Number of Units	Permit Date	Taxable Area (SF)	Building Sq. Ft.	Tax Class	FY 2011-12	FY 2011-12	FY 2010-11
								Expected Maximum Special Tax	Special Tax Levy	Special Tax Levy
233-330-001-3	31415	1	1	7/15/05	2,614	1,168	3	\$2,059.75	\$1,256.10	\$1,395.66
233-330-002-4	31415	2	1	7/14/05	2,178	1,472	2	\$2,197.14	\$1,339.88	\$1,488.76
233-330-003-5	31415	3	1	7/14/05	1,742	1,472	2	\$2,197.14	\$1,339.88	\$1,488.76
233-330-004-6	31415	4	1	7/14/05	2,178	1,472	2	\$2,197.14	\$1,339.88	\$1,488.76
233-330-005-7	31415	5	1	7/14/05	2,178	1,472	2	\$2,197.14	\$1,339.88	\$1,488.76
233-330-006-8	31415	6	1	7/14/05	3,049	1,168	3	\$2,059.75	\$1,256.10	\$1,395.66
233-330-007-9	31415	7	1	7/14/05	2,178	1,405	2	\$2,197.14	\$1,339.88	\$1,488.76
233-330-008-0	31415	8	1	7/14/05	1,742	1,405	2	\$2,197.14	\$1,339.88	\$1,488.76
233-330-009-1	31415	9	1	7/14/05	2,178	1,693	1	\$2,403.23	\$1,465.56	\$1,628.40
233-330-010-1	31415	10	1	7/14/05	2,614	1,693	1	\$2,403.23	\$1,465.56	\$1,628.40
233-330-011-2	31415	11	1	7/14/05	2,614	1,472	2	\$2,197.14	\$1,339.88	\$1,488.76
233-330-012-3	31415	12	1	7/14/05	2,614	1,168	3	\$2,059.75	\$1,256.10	\$1,395.66
233-330-013-4	31415	13	1	9/29/05	2,178	1,405	2	\$2,197.14	\$1,339.88	\$1,488.76
233-330-014-5	31415	14	1	9/29/05	1,742	1,405	2	\$2,197.14	\$1,339.88	\$1,488.76
233-330-015-6	31415	15	1	9/29/05	2,178	1,693	1	\$2,403.23	\$1,465.56	\$1,628.40
233-330-016-7	31415	16	1	11/22/05	2,178	1,693	1	\$2,403.23	\$1,465.56	\$1,628.40
233-330-017-8	31415	17	1	11/22/05	1,742	1,472	2	\$2,197.14	\$1,339.88	\$1,488.76
233-330-018-9	31415	18	1	11/22/05	2,178	1,168	3	\$2,059.75	\$1,256.10	\$1,395.66
233-330-019-0	31415	19	1	11/22/05	2,178	1,693	1	\$2,403.23	\$1,465.56	\$1,628.40
233-330-020-0	31415	20	1	11/22/05	1,742	1,405	2	\$2,197.14	\$1,339.88	\$1,488.76
233-330-021-1	31415	21	1	11/22/05	2,178	1,405	2	\$2,197.14	\$1,339.88	\$1,488.76
233-330-022-2	31415	22	1	7/14/05	2,178	1,693	1	\$2,403.23	\$1,465.56	\$1,628.40
233-330-023-3	31415	23	1	7/14/05	2,178	1,405	2	\$2,197.14	\$1,339.88	\$1,488.76
233-330-024-4	31415	24	1	7/14/05	2,614	1,472	2	\$2,197.14	\$1,339.88	\$1,488.76
233-330-025-5	31415	25	1	7/14/05	1,742	1,405	2	\$2,197.14	\$1,339.88	\$1,488.76
233-330-026-6	31415	26	1	9/29/05	1,742	1,405	2	\$2,197.14	\$1,339.88	\$1,488.76
233-330-027-7	31415	27	1	9/29/05	2,178	1,405	2	\$2,197.14	\$1,339.88	\$1,488.76
233-330-028-8	31415	28	1	9/29/05	2,178	1,405	2	\$2,197.14	\$1,339.88	\$1,488.76
233-330-029-9	31415	29	1	9/29/05	2,178	1,693	1	\$2,403.23	\$1,465.56	\$1,628.40
233-330-030-9	31415	30	1	7/14/05	2,178	1,693	1	\$2,403.23	\$1,465.56	\$1,628.40
233-330-031-0	31415	31	1	7/14/05	2,178	1,405	2	\$2,197.14	\$1,339.88	\$1,488.76
233-330-032-1	31415	32	1	7/14/05	2,614	1,472	2	\$2,197.14	\$1,339.88	\$1,488.76
233-330-033-2	31415	33	1	7/14/05	1,742	1,405	2	\$2,197.14	\$1,339.88	\$1,488.76
233-330-034-3	31415	34	1	9/29/05	2,178	1,472	2	\$2,197.14	\$1,339.88	\$1,488.76
233-330-035-4	31415	35	1	9/29/05	2,178	1,405	2	\$2,197.14	\$1,339.88	\$1,488.76
233-330-036-5	31415	36	1	9/29/05	2,178	1,405	2	\$2,197.14	\$1,339.88	\$1,488.76
233-330-037-6	31415	37	1	9/29/05	1,742	1,405	2	\$2,197.14	\$1,339.88	\$1,488.76
233-330-038-7	31415	38	1	9/29/05	2,178	1,693	1	\$2,403.23	\$1,465.56	\$1,628.40
233-330-039-8	31415	39	1	9/29/05	1,742	1,405	2	\$2,197.14	\$1,339.88	\$1,488.76
233-330-040-8	31415	40	1	9/29/05	2,178	1,405	2	\$2,197.14	\$1,339.88	\$1,488.76
233-330-041-9	31415	41	1	9/29/05	2,178	1,405	2	\$2,197.14	\$1,339.88	\$1,488.76
233-330-042-0	31415	42	1	9/29/05	2,178	1,472	2	\$2,197.14	\$1,339.88	\$1,488.76
233-330-043-1	31415	43	1	1/9/06	2,178	1,405	2	\$2,197.14	\$1,339.88	\$1,488.76

**Community Facilities District No. 24, Tax Rate Zone 1
Riverside Unified School District**

Fiscal Year 2011-2012 Special Tax Levy

Assessor's Parcel Number	Tract	Lot	Number of Units	Permit Date	Taxable Area (SF)	Building Sq. Ft.	Tax Class	FY 2011-12	FY 2011-12	FY 2010-11
								Expected Maximum Special Tax	Special Tax Levy	Special Tax Levy
233-330-044-2	31415	44	1	1/9/06	2,614	1,472	2	\$2,197.14	\$1,339.88	\$1,488.76
233-330-045-3	31415	45	1	1/9/06	2,178	1,405	2	\$2,197.14	\$1,339.88	\$1,488.76
233-330-046-4	31415	46	1	1/9/06	2,178	1,693	1	\$2,403.23	\$1,465.56	\$1,628.40
233-330-047-5	31415	56	1	7/14/05	2,178	1,693	1	\$2,403.23	\$1,465.56	\$1,628.40
233-330-048-6	31415	57	1	7/14/05	1,742	1,405	2	\$2,197.14	\$1,339.88	\$1,488.76
233-330-049-7	31415	58	1	7/14/05	2,178	1,405	2	\$2,197.14	\$1,339.88	\$1,488.76
233-330-050-7	31415	H	0		0	0	EX	\$0.00	\$0.00	\$0.00
233-330-051-8	31415	EE	0		0	0	EX	\$0.00	\$0.00	\$0.00
233-330-052-9	31415	FF	0		0	0	EX	\$0.00	\$0.00	\$0.00
233-330-053-0	31415	GG	0		0	0	EX	\$0.00	\$0.00	\$0.00
233-330-054-1	31415	HH	0		0	0	EX	\$0.00	\$0.00	\$0.00
233-330-055-2	31415	II	0		0	0	EX	\$0.00	\$0.00	\$0.00
233-330-056-3	31415	JJ	0		0	0	EX	\$0.00	\$0.00	\$0.00
233-330-057-4	31415	KK	0		0	0	EX	\$0.00	\$0.00	\$0.00
233-330-058-5	31415	LL	0		0	0	EX	\$0.00	\$0.00	\$0.00
233-330-059-6	31415	MM	0		0	0	EX	\$0.00	\$0.00	\$0.00
233-330-060-6	31415	NN	0		0	0	EX	\$0.00	\$0.00	\$0.00
233-330-061-7	31415	OO	0		0	0	EX	\$0.00	\$0.00	\$0.00
233-330-062-8	31415	PP	0		0	0	EX	\$0.00	\$0.00	\$0.00
233-330-063-9	31415	QQ	0		0	0	EX	\$0.00	\$0.00	\$0.00
233-330-064-0	31415	DDD	0		0	0	EX	\$0.00	\$0.00	\$0.00
233-330-065-1	31415	EEE	0		0	0	EX	\$0.00	\$0.00	\$0.00
233-340-001-4	31415	47	1	1/9/06	2,178	1,693	1	\$2,403.23	\$1,465.56	\$1,628.40
233-340-002-5	31415	48	1	1/9/06	2,178	1,405	2	\$2,197.14	\$1,339.88	\$1,488.76
233-340-003-6	31415	49	1	1/9/06	2,614	1,472	2	\$2,197.14	\$1,339.88	\$1,488.76
233-340-004-7	31415	50	1	1/9/06	2,178	1,405	2	\$2,197.14	\$1,339.88	\$1,488.76
233-340-005-8	31415	51	1	9/29/05	2,178	1,472	2	\$2,197.14	\$1,339.88	\$1,488.76
233-340-006-9	31415	52	1	9/29/05	2,178	1,405	2	\$2,197.14	\$1,339.88	\$1,488.76
233-340-007-0	31415	53	1	9/29/05	2,178	1,405	2	\$2,197.14	\$1,339.88	\$1,488.76
233-340-008-1	31415	54	1	9/29/05	1,742	1,405	2	\$2,197.14	\$1,339.88	\$1,488.76
233-340-009-2	31415	55	1	9/29/05	2,178	1,693	1	\$2,403.23	\$1,465.56	\$1,628.40
233-340-010-2	31415	59	1	7/14/05	2,178	1,405	2	\$2,197.14	\$1,339.88	\$1,488.76
233-340-011-3	31415	60	1	7/14/05	1,742	1,405	2	\$2,197.14	\$1,339.88	\$1,488.76
233-340-012-4	31415	61	1	7/14/05	2,178	1,693	1	\$2,403.23	\$1,465.56	\$1,628.40
233-340-013-5	31415	62	1	1/9/06	2,178	1,693	1	\$2,403.23	\$1,465.56	\$1,628.40
233-340-014-6	31415	63	1	1/9/06	1,742	1,405	2	\$2,197.14	\$1,339.88	\$1,488.76
233-340-015-7	31415	64	1	1/9/06	2,178	1,405	2	\$2,197.14	\$1,339.88	\$1,488.76
233-340-016-8	31415	65	1	1/9/06	2,178	1,693	1	\$2,403.23	\$1,465.56	\$1,628.40
233-340-017-9	31415	66	1	1/9/06	1,742	1,405	2	\$2,197.14	\$1,339.88	\$1,488.76
233-340-018-0	31415	67	1	1/9/06	1,742	1,405	2	\$2,197.14	\$1,339.88	\$1,488.76
233-340-019-1	31415	68	1	6/7/05	2,614	1,405	2	\$2,197.14	\$1,339.88	\$1,488.76
233-340-020-1	31415	69	1	6/7/05	2,178	1,693	1	\$2,403.23	\$1,465.56	\$1,628.40
233-340-021-2	31415	70	1	6/7/05	2,178	1,472	2	\$2,197.14	\$1,339.88	\$1,488.76

**Community Facilities District No. 24, Tax Rate Zone 1
Riverside Unified School District**

Fiscal Year 2011-2012 Special Tax Levy

Assessor's Parcel Number	Tract	Lot	Number of Units	Permit Date	Taxable Area (SF)	Building Sq. Ft.	Tax Class	FY 2011-12	FY 2011-12	FY 2010-11
								Expected Maximum Special Tax	Special Tax Levy	Special Tax Levy
233-340-022-3	31415	71	1	6/7/05	3,049	1,168	3	\$2,059.75	\$1,256.10	\$1,395.66
233-340-023-4	31415	72	1	1/9/06	2,178	1,693	1	\$2,403.23	\$1,465.56	\$1,628.40
233-340-024-5	31415	73	1	1/9/06	1,742	1,405	2	\$2,197.14	\$1,339.88	\$1,488.76
233-340-025-6	31415	74	1	1/9/06	2,178	1,405	2	\$2,197.14	\$1,339.88	\$1,488.76
233-340-026-7	31415	75	1	12/12/05	3,049	1,168	3	\$2,059.75	\$1,256.10	\$1,395.66
233-340-027-8	31415	76	1	12/12/05	2,178	1,472	2	\$2,197.14	\$1,339.88	\$1,488.76
233-340-028-9	31415	77	1	12/12/05	2,178	1,693	1	\$2,403.23	\$1,465.56	\$1,628.40
233-340-029-0	31415	78	1	12/12/05	2,178	1,693	1	\$2,403.23	\$1,465.56	\$1,628.40
233-340-030-0	31415	79	1	12/12/05	1,742	1,405	2	\$2,197.14	\$1,339.88	\$1,488.76
233-340-031-1	31415	80	1	12/12/05	2,178	1,405	2	\$2,197.14	\$1,339.88	\$1,488.76
233-340-032-2	31415	81	1	12/12/05	2,614	1,168	3	\$2,059.75	\$1,256.10	\$1,395.66
233-340-033-3	31415	82	1	12/12/05	2,178	1,472	2	\$2,197.14	\$1,339.88	\$1,488.76
233-340-034-4	31415	83	1	12/12/05	2,178	1,693	1	\$2,403.23	\$1,465.56	\$1,628.40
233-340-035-5	31415	84	1	12/12/05	2,614	1,693	1	\$2,403.23	\$1,465.56	\$1,628.40
233-340-036-6	31415	85	1	12/12/05	2,178	1,405	2	\$2,197.14	\$1,339.88	\$1,488.76
233-340-037-7	31415	86	1	12/12/05	2,614	1,405	2	\$2,197.14	\$1,339.88	\$1,488.76
233-340-038-8	31415	87	1	9/29/05	2,614	1,168	3	\$2,059.75	\$1,256.10	\$1,395.66
233-340-039-9	31415	88	1	9/29/05	2,178	1,472	2	\$2,197.14	\$1,339.88	\$1,488.76
233-340-040-9	31415	89	1	9/29/05	2,178	1,693	1	\$2,403.23	\$1,465.56	\$1,628.40
233-340-041-0	31415	90	1	9/29/05	2,178	1,693	1	\$2,403.23	\$1,465.56	\$1,628.40
233-340-042-1	31415	91	1	9/29/05	2,178	1,472	2	\$2,197.14	\$1,339.88	\$1,488.76
233-340-043-2	31415	92	1	9/29/05	2,614	1,168	3	\$2,059.75	\$1,256.10	\$1,395.66
233-340-044-3	31415	93	1	9/29/05	2,178	1,405	2	\$2,197.14	\$1,339.88	\$1,488.76
233-340-045-4	31415	94	1	9/29/05	1,742	1,405	2	\$2,197.14	\$1,339.88	\$1,488.76
233-340-046-5	31415	95	1	9/29/05	2,178	1,693	1	\$2,403.23	\$1,465.56	\$1,628.40
233-340-047-6	31415	96	1	9/29/05	2,178	1,693	1	\$2,403.23	\$1,465.56	\$1,628.40
233-340-048-7	31415	97	1	9/29/05	1,742	1,405	2	\$2,197.14	\$1,339.88	\$1,488.76
233-340-049-8	31415	98	1	9/29/05	2,178	1,405	2	\$2,197.14	\$1,339.88	\$1,488.76
233-340-050-8	31415	STR	0		0	0	EX	\$0.00	\$0.00	\$0.00
233-340-051-9	31415	AA	0		0	0	EX	\$0.00	\$0.00	\$0.00
233-340-052-0	31415	BB	0		0	0	EX	\$0.00	\$0.00	\$0.00
233-340-053-1	31415	CC	0		0	0	EX	\$0.00	\$0.00	\$0.00
233-340-054-2	31415	DD	0		0	0	EX	\$0.00	\$0.00	\$0.00
233-340-055-3	31415	RR	0		0	0	EX	\$0.00	\$0.00	\$0.00
233-340-056-4	31415	SS	0		0	0	EX	\$0.00	\$0.00	\$0.00
233-340-057-5	31415	TT	0		0	0	EX	\$0.00	\$0.00	\$0.00
233-340-058-6	31415	UU	0		0	0	EX	\$0.00	\$0.00	\$0.00
233-340-059-7	31415	VV	0		0	0	EX	\$0.00	\$0.00	\$0.00
233-340-060-7	31415	WW	0		0	0	EX	\$0.00	\$0.00	\$0.00
233-340-061-8	31415	XX	0		0	0	EX	\$0.00	\$0.00	\$0.00
233-340-062-9	31415	YY	0		0	0	EX	\$0.00	\$0.00	\$0.00
233-340-063-0	31415	ZZ	0		0	0	EX	\$0.00	\$0.00	\$0.00
233-340-064-1	31415	AAA	0		0	0	EX	\$0.00	\$0.00	\$0.00

**Community Facilities District No. 24, Tax Rate Zone 1
Riverside Unified School District**

Fiscal Year 2011-2012 Special Tax Levy

Assessor's Parcel Number	Tract	Lot	Number of Units	Permit Date	Taxable Area (SF)	Building Sq. Ft.	Tax Class	FY 2011-12 Expected Maximum Special Tax	FY 2011-12 Special Tax Levy	FY 2010-11 Special Tax Levy
233-340-065-2	31415	BBB	0		0	0	EX	\$0.00	\$0.00	\$0.00
233-340-066-3	31415	CCC	0		0	0	EX	\$0.00	\$0.00	\$0.00
Totals:			98		213,444	144,251		\$219,441.55	\$133,821.90	\$148,691.22

J:\CLIENTS\RUSD\ADMIN\2011_2012\CFD24\Database\cfd24 tax roll.rpt
6/6/2011

**Community Facilities District No. 24, Tax Rate Zone 2
Riverside Unified School District**

Fiscal Year 2011-2012 Special Tax Levy

Assessor's Parcel Number	Tract	Lot	Number of Units	Permit Date	Taxable Area (SF)	Building Sq. Ft.	Tax Class	FY 2011-12	FY 2011-12	FY 2010-11
								Expected Maximum Special Tax	Special Tax Levy	Special Tax Levy
221-240-009-6	31801	1	1	10/21/05	5,227	2,102	1	\$2,910.00	\$1,580.40	\$1,756.00
221-240-010-6	31801	2	1	10/21/05	3,485	1,925	2	\$2,764.73	\$1,501.50	\$1,668.34
221-240-011-7	31801	3	1	10/21/05	3,920	2,102	1	\$2,910.00	\$1,580.40	\$1,756.00
221-240-012-8	31801	4	1	10/21/05	3,920	2,102	1	\$2,910.00	\$1,580.40	\$1,756.00
221-240-013-9	31801	5	1	10/21/05	3,485	1,925	2	\$2,764.73	\$1,501.50	\$1,668.34
221-240-014-0	31801	6	1	10/21/05	3,920	2,102	1	\$2,910.00	\$1,580.40	\$1,756.00
221-240-015-1	31801	7	1	10/21/05	3,485	1,925	2	\$2,764.73	\$1,501.50	\$1,668.34
221-240-016-2	31801	8	1	10/21/05	3,920	2,102	1	\$2,910.00	\$1,580.40	\$1,756.00
221-240-017-3	31801	9	1	10/21/05	6,098	2,102	1	\$2,910.00	\$1,580.40	\$1,756.00
221-240-018-4	31801	10	1	4/14/05	3,920	2,102	1	\$2,910.00	\$1,580.40	\$1,756.00
221-240-019-5	31801	11	1	4/14/05	3,920	1,925	2	\$2,764.73	\$1,501.50	\$1,668.34
221-240-020-5	31801	12	1	4/14/05	4,356	2,102	1	\$2,910.00	\$1,580.40	\$1,756.00
221-240-021-6	31801	13	1	4/14/05	3,920	1,925	2	\$2,764.73	\$1,501.50	\$1,668.34
221-240-022-7	31801	14	1	4/14/05	4,356	2,102	1	\$2,910.00	\$1,580.40	\$1,756.00
221-240-023-8	31801	15	1	4/14/05	4,356	2,102	1	\$2,910.00	\$1,580.40	\$1,756.00
221-240-024-9	31801	16	1	4/14/05	3,920	1,925	2	\$2,764.73	\$1,501.50	\$1,668.34
221-240-025-0	31801	17	1	4/14/05	4,356	2,102	1	\$2,910.00	\$1,580.40	\$1,756.00
221-240-026-1	31801	18	1	4/14/05	3,485	1,925	2	\$2,764.73	\$1,501.50	\$1,668.34
221-240-027-2	31801	19	1	4/14/05	4,356	2,102	1	\$2,910.00	\$1,580.40	\$1,756.00
221-240-028-3	31801	20	1	4/14/05	4,356	2,102	1	\$2,910.00	\$1,580.40	\$1,756.00
221-240-029-4	31801	21	1	4/14/05	3,920	1,925	2	\$2,764.73	\$1,501.50	\$1,668.34
221-240-030-4	31801	28	1	4/5/05	2,614	1,416	4	\$2,400.98	\$1,303.96	\$1,448.84
221-240-031-5	31801	29	1	4/5/05	3,049	1,620	3	\$2,546.25	\$1,382.84	\$1,536.50
221-240-032-6	31801	30	1	4/5/05	3,049	1,925	2	\$2,764.73	\$1,501.50	\$1,668.34
221-240-033-7	31801	31	1	4/5/05	3,920	2,102	1	\$2,910.00	\$1,580.40	\$1,756.00
221-240-034-8	31801	32	1	4/14/05	3,049	1,620	3	\$2,546.25	\$1,382.84	\$1,536.50
221-240-035-9	31801	33	1	4/14/05	3,049	1,416	4	\$2,400.98	\$1,303.96	\$1,448.84
221-240-036-0	31801	34	1	4/14/05	3,485	1,620	3	\$2,546.25	\$1,382.84	\$1,536.50
221-240-037-1	31801	35	1	4/14/05	3,485	1,620	3	\$2,546.25	\$1,382.84	\$1,536.50
221-240-038-2	31801	36	1	4/14/05	3,049	1,416	4	\$2,400.98	\$1,303.96	\$1,448.84
221-240-039-3	31801	37	1	4/14/05	3,920	2,102	1	\$2,910.00	\$1,580.40	\$1,756.00
221-240-040-3	31801	38	1	4/14/05	3,049	1,925	2	\$2,764.73	\$1,501.50	\$1,668.34
221-240-041-4	31801	39	1	4/14/05	3,049	1,620	3	\$2,546.25	\$1,382.84	\$1,536.50
221-240-042-5	31801	40	1	4/14/05	2,614	1,416	4	\$2,400.98	\$1,303.96	\$1,448.84
221-240-043-6	31801	41	1	4/14/05	2,614	1,620	3	\$2,546.25	\$1,382.84	\$1,536.50
221-240-044-7	31801	42	1	4/14/05	2,614	1,416	4	\$2,400.98	\$1,303.96	\$1,448.84
221-240-045-8	31801	43	1	4/14/05	2,614	1,416	4	\$2,400.98	\$1,303.96	\$1,448.84
221-240-046-9	31801	44	1	4/14/05	3,049	1,620	3	\$2,546.25	\$1,382.84	\$1,536.50
221-240-047-0	31801	45	1	10/21/05	2,614	1,416	4	\$2,400.98	\$1,303.96	\$1,448.84
221-240-048-1	31801	46	1	10/21/05	3,049	1,620	3	\$2,546.25	\$1,382.84	\$1,536.50
221-240-049-2	31801	47	1	10/21/05	3,485	2,102	1	\$2,910.00	\$1,580.40	\$1,756.00
221-240-050-2	31801	48	1	10/21/05	3,920	1,925	2	\$2,764.73	\$1,501.50	\$1,668.34
221-240-051-3	31801	49	1	10/21/05	3,049	1,620	3	\$2,546.25	\$1,382.84	\$1,536.50

**Community Facilities District No. 24, Tax Rate Zone 2
Riverside Unified School District**

Fiscal Year 2011-2012 Special Tax Levy

Assessor's Parcel Number	Tract	Lot	Number of Units	Permit Date	Taxable Area (SF)	Building Sq. Ft.	Tax Class	FY 2011-12	FY 2011-12	FY 2010-11
								Expected Maximum Special Tax	Special Tax Levy	Special Tax Levy
221-240-052-4	31801	50	1	10/21/05	3,049	1,416	4	\$2,400.98	\$1,303.96	\$1,448.84
221-240-053-5	31801	51	1	10/21/05	3,485	1,620	3	\$2,546.25	\$1,382.84	\$1,536.50
221-240-054-6	31801	52	1	10/21/05	3,485	1,620	3	\$2,546.25	\$1,382.84	\$1,536.50
221-240-055-7	31801	53	1	10/21/05	3,485	1,416	4	\$2,400.98	\$1,303.96	\$1,448.84
221-240-056-8	31801	54	1	10/21/05	3,920	1,925	2	\$2,764.73	\$1,501.50	\$1,668.34
221-240-057-9	31801	55	1	10/21/05	3,485	2,102	1	\$2,910.00	\$1,580.40	\$1,756.00
221-240-058-0	31801	56	1	10/21/05	3,049	1,620	3	\$2,546.25	\$1,382.84	\$1,536.50
221-240-059-1	31801	57	1	10/21/05	3,049	1,416	4	\$2,400.98	\$1,303.96	\$1,448.84
221-240-060-1	31801	58	1	10/21/05	2,614	1,416	4	\$2,400.98	\$1,303.96	\$1,448.84
221-240-061-2	31801	59	1	10/21/05	2,614	1,620	3	\$2,546.25	\$1,382.84	\$1,536.50
221-240-062-3	31801	60	1	10/21/05	2,614	1,620	3	\$2,546.25	\$1,382.84	\$1,536.50
221-240-063-4	31801	61	1	10/21/05	2,614	1,416	4	\$2,400.98	\$1,303.96	\$1,448.84
221-240-064-5	31801	D	0		0	0	EX	\$0.00	\$0.00	\$0.00
221-240-065-6	31801	P	0		0	0	EX	\$0.00	\$0.00	\$0.00
221-240-066-7	31801	Q	0		0	0	EX	\$0.00	\$0.00	\$0.00
221-240-067-8	31801	U	0		0	0	EX	\$0.00	\$0.00	\$0.00
221-240-068-9	31801	B	0		0	0	EX	\$0.00	\$0.00	\$0.00
221-320-001-5	31801	22	1	4/14/05	3,485	1,925	2	\$2,764.73	\$1,501.50	\$1,668.34
221-320-002-6	31801	23	1	4/14/05	3,920	2,102	1	\$2,910.00	\$1,580.40	\$1,756.00
221-320-003-7	31801	24	1	4/14/05	3,049	1,925	2	\$2,764.73	\$1,501.50	\$1,668.34
221-320-004-8	31801	25	1	10/21/05	3,049	1,925	2	\$2,764.73	\$1,501.50	\$1,668.34
221-320-005-9	31801	26	1	10/21/05	3,049	1,925	2	\$2,764.73	\$1,501.50	\$1,668.34
221-320-006-0	31801	27	1	10/21/05	3,920	2,102	1	\$2,910.00	\$1,580.40	\$1,756.00
221-320-007-1	31801	62	1	10/21/05	3,920	2,102	1	\$2,910.00	\$1,580.40	\$1,756.00
221-320-008-2	31801	63	1	10/21/05	3,049	1,925	2	\$2,764.73	\$1,501.50	\$1,668.34
221-320-009-3	31801	64	1	10/21/05	3,049	1,925	2	\$2,764.73	\$1,501.50	\$1,668.34
221-320-010-3	31801	65	1	4/14/05	3,049	1,925	2	\$2,764.73	\$1,501.50	\$1,668.34
221-320-011-4	31801	66	1	4/14/05	3,920	2,102	1	\$2,910.00	\$1,580.40	\$1,756.00
221-320-012-5	31801	67	1	4/14/05	3,485	1,925	2	\$2,764.73	\$1,501.50	\$1,668.34
221-320-013-6	31801	68	1	4/14/05	3,920	1,925	2	\$2,764.73	\$1,501.50	\$1,668.34
221-320-014-7	31801	69	1	6/15/05	3,920	2,102	1	\$2,910.00	\$1,580.40	\$1,756.00
221-320-015-8	31801	70	1	6/15/05	4,356	2,102	1	\$2,910.00	\$1,580.40	\$1,756.00
221-320-016-9	31801	71	1	6/15/05	3,920	1,925	2	\$2,764.73	\$1,501.50	\$1,668.34
221-320-017-0	31801	72	1	6/15/05	4,356	2,102	1	\$2,910.00	\$1,580.40	\$1,756.00
221-320-018-1	31801	73	1	6/15/05	3,485	1,925	2	\$2,764.73	\$1,501.50	\$1,668.34
221-320-019-2	31801	74	1	6/15/05	3,920	2,102	1	\$2,910.00	\$1,580.40	\$1,756.00
221-320-020-2	31801	75	1	6/15/05	4,356	2,102	1	\$2,910.00	\$1,580.40	\$1,756.00
221-320-021-3	31801	76	1	6/15/05	6,534	1,925	2	\$2,764.73	\$1,501.50	\$1,668.34
221-320-022-4	31801	77	1	6/15/05	6,098	1,925	2	\$2,764.73	\$1,501.50	\$1,668.34
221-320-023-5	31801	78	1	6/15/05	3,920	2,102	1	\$2,910.00	\$1,580.40	\$1,756.00
221-320-024-6	31801	79	1	6/15/05	3,920	2,102	1	\$2,910.00	\$1,580.40	\$1,756.00
221-320-025-7	31801	80	1	6/15/05	3,485	1,925	2	\$2,764.73	\$1,501.50	\$1,668.34
221-320-026-8	31801	81	1	6/15/05	3,920	2,102	1	\$2,910.00	\$1,580.40	\$1,756.00

**Community Facilities District No. 24, Tax Rate Zone 2
Riverside Unified School District**

Fiscal Year 2011-2012 Special Tax Levy

Assessor's Parcel Number	Tract	Lot	Number of Units	Permit Date	Taxable Area (SF)	Building Sq. Ft.	Tax Class	FY 2011-12	FY 2011-12	FY 2010-11
								Expected Maximum Special Tax	Special Tax Levy	Special Tax Levy
221-320-027-9	31801	82	1	6/15/05	3,485	1,925	2	\$2,764.73	\$1,501.50	\$1,668.34
221-320-028-0	31801	83	1	9/16/05	3,485	1,925	2	\$2,764.73	\$1,501.50	\$1,668.34
221-320-029-1	31801	84	1	9/16/05	3,920	2,102	1	\$2,910.00	\$1,580.40	\$1,756.00
221-320-030-1	31801	85	1	9/16/05	3,920	2,102	1	\$2,910.00	\$1,580.40	\$1,756.00
221-320-031-2	31801	86	1	9/16/05	3,485	1,925	2	\$2,764.73	\$1,501.50	\$1,668.34
221-320-032-3	31801	87	1	9/16/05	4,356	2,102	1	\$2,910.00	\$1,580.40	\$1,756.00
221-320-033-4	31801	88	1	6/15/05	2,614	1,416	4	\$2,400.98	\$1,303.96	\$1,448.84
221-320-034-5	31801	89	1	6/15/05	3,049	1,620	3	\$2,546.25	\$1,382.84	\$1,536.50
221-320-035-6	31801	90	1	4/14/05	3,485	2,102	1	\$2,910.00	\$1,580.40	\$1,756.00
221-320-036-7	31801	91	1	4/14/05	3,485	1,925	2	\$2,764.73	\$1,501.50	\$1,668.34
221-320-037-8	31801	92	1	6/15/05	3,049	1,416	4	\$2,400.98	\$1,303.96	\$1,448.84
221-320-038-9	31801	93	1	6/15/05	3,485	1,620	3	\$2,546.25	\$1,382.84	\$1,536.50
221-320-039-0	31801	94	1	6/15/05	3,485	1,620	3	\$2,546.25	\$1,382.84	\$1,536.50
221-320-040-0	31801	95	1	6/15/05	3,049	1,416	4	\$2,400.98	\$1,303.96	\$1,448.84
221-320-041-1	31801	96	1	6/15/05	3,049	1,620	3	\$2,546.25	\$1,382.84	\$1,536.50
221-320-042-2	31801	97	1	6/15/05	3,920	2,102	1	\$2,910.00	\$1,580.40	\$1,756.00
221-320-043-3	31801	98	1	6/15/05	3,049	1,925	2	\$2,764.73	\$1,501.50	\$1,668.34
221-320-044-4	31801	99	1	6/15/05	3,049	1,620	3	\$2,546.25	\$1,382.84	\$1,536.50
221-320-045-5	31801	100	1	6/15/05	2,614	1,416	4	\$2,400.98	\$1,303.96	\$1,448.84
221-320-046-6	31801	101	1	6/15/05	2,614	1,620	3	\$2,546.25	\$1,382.84	\$1,536.50
221-320-047-7	31801	102	1	6/15/05	2,614	1,620	3	\$2,546.25	\$1,382.84	\$1,536.50
221-320-048-8	31801	103	1	6/15/05	2,614	1,416	4	\$2,400.98	\$1,303.96	\$1,448.84
221-320-049-9	31801	104	1	6/15/05	2,614	1,416	4	\$2,400.98	\$1,303.96	\$1,448.84
221-320-050-9	31801	105	1	6/15/05	2,614	1,620	3	\$2,546.25	\$1,382.84	\$1,536.50
221-320-051-0	31801	106	1	10/21/05	3,049	1,416	4	\$2,400.98	\$1,303.96	\$1,448.84
221-320-052-1	31801	107	1	10/21/05	3,049	1,620	3	\$2,546.25	\$1,382.84	\$1,536.50
221-320-053-2	31801	108	1	10/21/05	3,049	1,925	2	\$2,764.73	\$1,501.50	\$1,668.34
221-320-054-3	31801	109	1	10/21/05	4,356	2,102	1	\$2,910.00	\$1,580.40	\$1,756.00
221-320-055-4	31801	110	1	10/21/05	3,485	1,416	4	\$2,400.98	\$1,303.96	\$1,448.84
221-320-056-5	31801	111	1	10/21/05	3,485	1,620	3	\$2,546.25	\$1,382.84	\$1,536.50
221-320-057-6	31801	112	1	9/16/05	3,485	1,620	3	\$2,546.25	\$1,382.84	\$1,536.50
221-320-058-7	31801	113	1	9/16/05	3,049	1,416	4	\$2,400.98	\$1,303.96	\$1,448.84
221-320-059-8	31801	114	1	9/16/05	3,485	1,620	3	\$2,546.25	\$1,382.84	\$1,536.50
221-320-060-8	31801	115	1	9/16/05	4,356	2,102	1	\$2,910.00	\$1,580.40	\$1,756.00
221-320-061-9	31801	116	1	9/16/05	3,049	1,925	2	\$2,764.73	\$1,501.50	\$1,668.34
221-320-062-0	31801	117	1	9/16/05	3,049	1,620	3	\$2,546.25	\$1,382.84	\$1,536.50
221-320-063-1	31801	118	1	9/16/05	3,049	1,416	4	\$2,400.98	\$1,303.96	\$1,448.84
221-320-064-2	31801	119	1	9/16/05	2,614	1,620	3	\$2,546.25	\$1,382.84	\$1,536.50
221-320-065-3	31801	120	1	10/21/05	2,614	1,416	4	\$2,400.98	\$1,303.96	\$1,448.84
221-320-066-4	31801	121	1	9/16/05	2,614	1,620	3	\$2,546.25	\$1,382.84	\$1,536.50
221-320-067-5	31801	122	1	9/16/05	2,614	1,620	3	\$2,546.25	\$1,382.84	\$1,536.50
221-320-068-6	31801	123	1	9/16/05	2,614	1,416	4	\$2,400.98	\$1,303.96	\$1,448.84
221-320-069-7	31801	H	0		0	0	EX	\$0.00	\$0.00	\$0.00

**Community Facilities District No. 24, Tax Rate Zone 2
Riverside Unified School District**

Fiscal Year 2011-2012 Special Tax Levy

<u>Assessor's Parcel Number</u>	<u>Tract</u>	<u>Lot</u>	<u>Number of Units</u>	<u>Permit Date</u>	<u>Taxable Area (SF)</u>	<u>Building Sq. Ft.</u>	<u>Tax Class</u>	<u>FY 2011-12 Expected Maximum Special Tax</u>	<u>FY 2011-12 Special Tax Levy</u>	<u>FY 2010-11 Special Tax Levy</u>
221-320-070-7	31801	K	0		0	0	EX	\$0.00	\$0.00	\$0.00
221-320-071-8	31801	N	0		0	0	EX	\$0.00	\$0.00	\$0.00
221-320-072-9	31801	O	0		0	0	EX	\$0.00	\$0.00	\$0.00
221-320-073-0	31801	Q	0		0	0	EX	\$0.00	\$0.00	\$0.00
221-320-074-1	31801	POR I	0		0	0	EX	\$0.00	\$0.00	\$0.00
Totals:			123		427,759	221,781		\$330,007.11	\$179,224.14	\$199,138.38

J:\CLIENTS\RUSD\ADMIN\2011_2012\CFD24\Database\cfd24 tax roll.rpt
6/6/2011

**Community Facilities District No. 24, Tax Rate Zone 3
Riverside Unified School District**

Fiscal Year 2011-2012 Special Tax Levy

<u>Assessor's Parcel Number</u>	<u>Tract</u>	<u>Lot</u>	<u>Number of Units</u>	<u>Permit Date</u>	<u>Taxable Area (SF)</u>	<u>Building Sq. Ft.</u>	<u>Tax Class</u>	<u>FY 2011-12 Expected Maximum Special Tax</u>	<u>FY 2011-12 Special Tax Levy</u>	<u>FY 2010-11 Special Tax Levy</u>
243-540-001-5	32205	1	1	10/4/05	59,242	4,020	1	\$4,852.63	\$2,607.16	\$2,896.84
243-540-002-6	32205	2	1	10/4/05	80,150	4,007	1	\$4,852.63	\$2,607.16	\$2,896.84
243-540-003-7	32205	3	1	10/4/05	54,450	2,975	3	\$3,254.61	\$1,748.60	\$1,942.88
243-540-004-8	32205	4	1	10/4/05	44,867	4,020	1	\$4,852.63	\$2,607.16	\$2,896.84
243-540-005-9	32205	5	1	10/4/05	130,680	4,007	1	\$4,852.63	\$2,607.16	\$2,896.84
243-540-006-0	32205	6	1	10/4/05	102,802	4,020	1	\$4,852.63	\$2,607.16	\$2,896.84
243-540-007-1	32205	7	1	10/4/05	80,150	4,020	1	\$4,852.63	\$2,607.16	\$2,896.84
243-540-008-2	32205	8	1	10/4/05	64,033	4,007	1	\$4,852.63	\$2,607.16	\$2,896.84
243-540-009-3	32205	C	0		0	0	EX	\$0.00	\$0.00	\$0.00
243-540-010-3	32205	D	0		0	0	EX	\$0.00	\$0.00	\$0.00
Totals:			8		616,374	31,076		\$37,223.02	\$19,998.72	\$22,220.76

J:\CLIENTS\RUSD\ADMIN\2011_2012\CFD24\Database\cfd24 tax roll.rpt
6/6/2011

**BOUNDARIES OF
COMMUNITY FACILITIES DISTRICT NO. 24 OF
RIVERSIDE UNIFIED SCHOOL DISTRICT
COUNTY OF RIVERSIDE
STATE OF CALIFORNIA**

(1) Filed in the office of the Clerk of the Board of Education of Riverside Unified School District this ____ day of _____, 2005.

Clerk of the Board of Education
Riverside Unified School District

(2) I hereby certify that the within map showing the boundaries of Community Facilities District No. 24 of Riverside Unified School District, County of Riverside, State of California, was approved by the Board of Education of Riverside Unified School District at a regular meeting thereof, held on the ____ day of _____, 2005, by its Resolution No. _____.

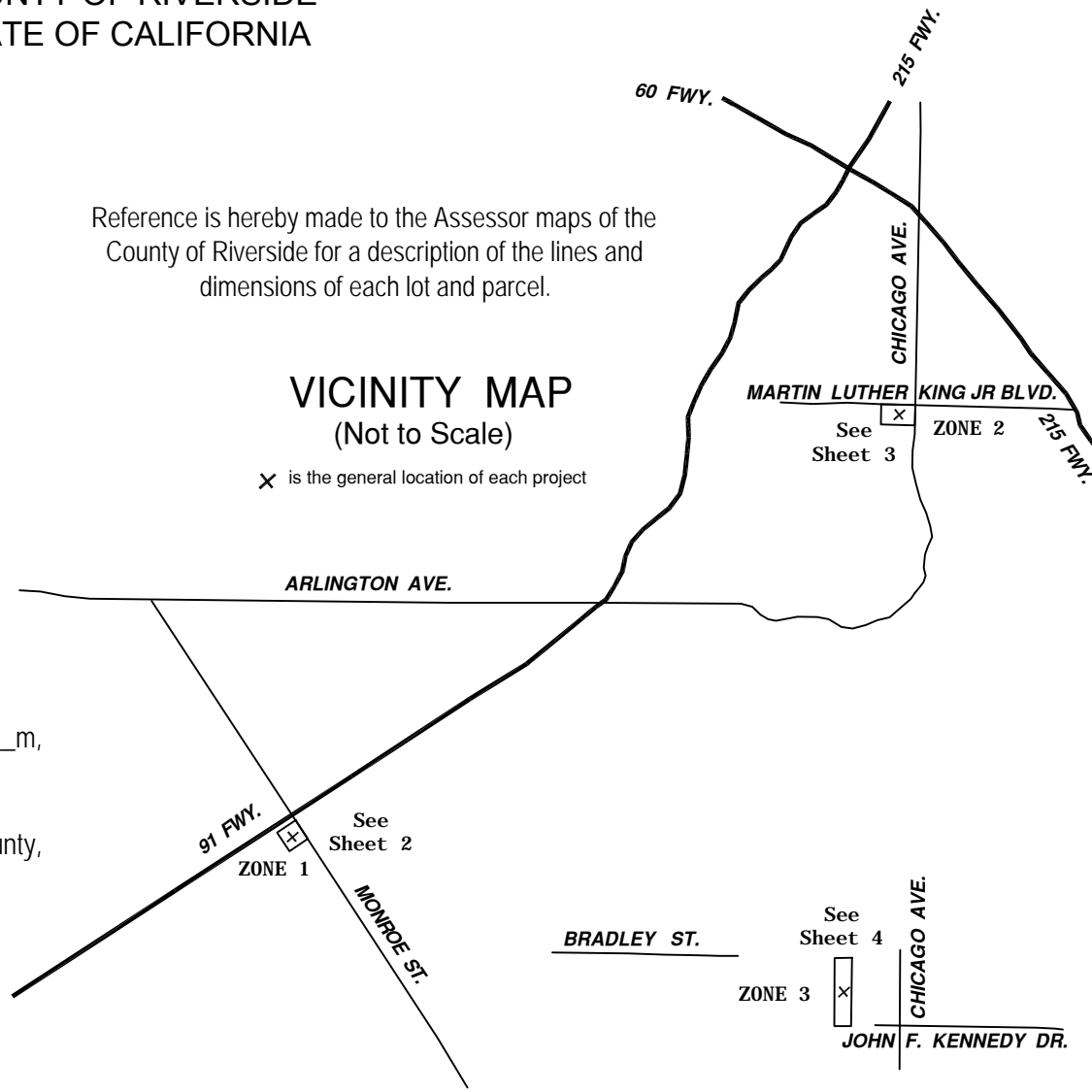
Clerk of the Board of Education
Riverside Unified School District

(3) Filed this ____ day of _____, 2005, at the hour of ____ o'clock __m, in Book _____ of Maps of Assessment and Community Facilities Districts at pages _____ through _____ and as Instrument No. _____ in the office of the County Recorder of Riverside County, State of California.

Gary L. Orso
Assessor-County Clerk-Recorder of Riverside County

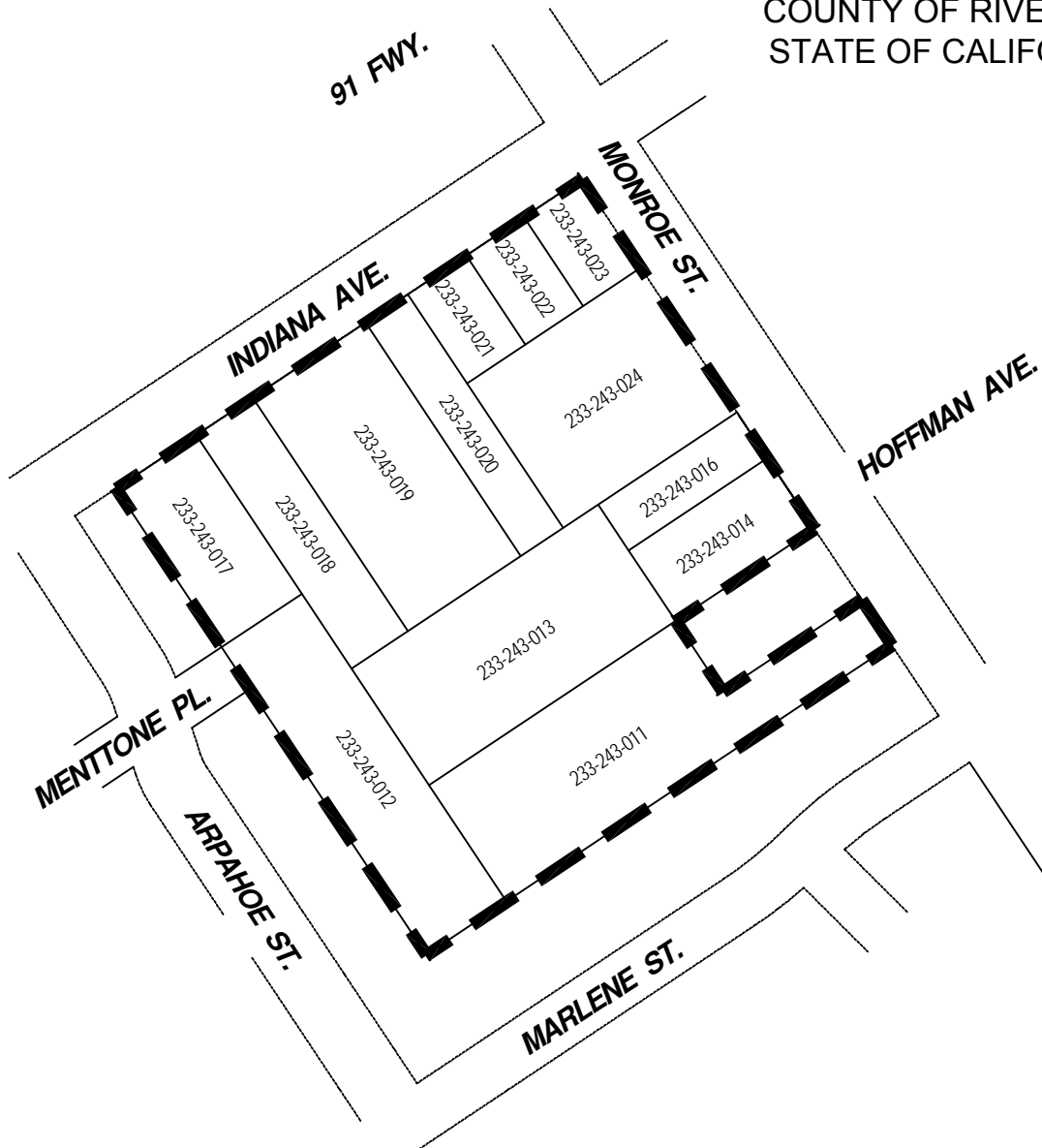
By _____
Deputy
Fee _____

Reference is hereby made to the Assessor maps of the County of Riverside for a description of the lines and dimensions of each lot and parcel.




Prepared by David Taussig & Associates, Inc.

BOUNDARIES OF
COMMUNITY FACILITIES DISTRICT NO. 24 OF
RIVERSIDE UNIFIED SCHOOL DISTRICT
COUNTY OF RIVERSIDE
STATE OF CALIFORNIA

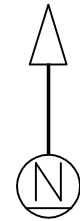



LEGEND



	ZONE 1 Boundaries of Community Facilities District No. 24 of Riverside Unified School District
233-243-0nn	Assessor Parcel Number



BOUNDARIES OF
COMMUNITY FACILITIES DISTRICT NO. 24 OF
RIVERSIDE UNIFIED SCHOOL DISTRICT
COUNTY OF RIVERSIDE
STATE OF CALIFORNIA

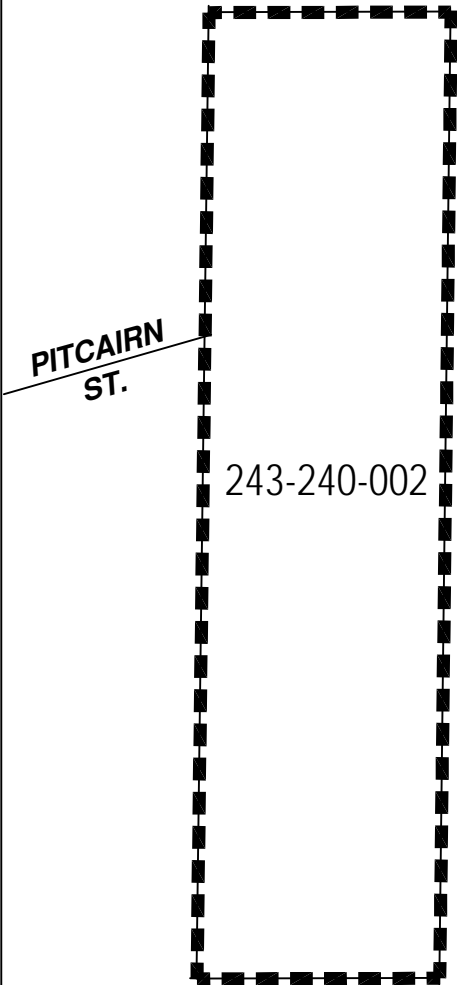


LEGEND

  ZONE 2 Boundaries of
Community Facilities District No. 24
of Riverside Unified School District

221-240-0nn Assessor Parcel Number

BOUNDARIES OF
COMMUNITY FACILITIES DISTRICT NO. 24 OF
RIVERSIDE UNIFIED SCHOOL DISTRICT
COUNTY OF RIVERSIDE
STATE OF CALIFORNIA



CHICAGO
AVE.

FERRARI DR.

CRAYCRAFT DR.

MARYBETH LN.

JOHN F. KENNEDY DR.

LEGEND

■ ■ ■ ■ ■ ZONE 3 Boundaries of
Community Facilities District No. 24
of Riverside Unified School District

243-240-002 Assessor Parcel Number

RESOLUTION NO. 2010/11-73

RESOLUTION OF THE BOARD OF EDUCATION OF RIVERSIDE UNIFIED SCHOOL DISTRICT LEVYING SPECIAL TAXES TO BE COLLECTED DURING FISCAL YEAR 2011-12 FOR THE PAYMENT OF THE PRINCIPAL OF AND INTEREST ON AND ADMINISTRATIVE EXPENSES WITH RESPECT TO THE BONDS OF COMMUNITY FACILITIES DISTRICT NO. 26 OF RIVERSIDE UNIFIED SCHOOL DISTRICT AND FOR THE PAYMENT OF THE COSTS OF AUTHORIZED PUBLIC FACILITIES

WHEREAS, it is necessary that the Board of Education of Riverside Unified School District (the "Board of Education") levy special taxes pursuant to Sections 53340 and 53358 of the Government Code to pay principal of and interest on the outstanding bonds of Community Facilities District No. 26 of Riverside Unified School District, County of Riverside, State of California (the "District"), to pay administrative expenses incurred in connection with the levy and collection of said special taxes and the payment of such principal and interest, and to pay directly or accumulate funds for paying the costs of authorized public facilities as provided in clause (iv) of the definition of Special Tax Requirement in the Rates and Method of Apportionment of Special Tax for the District; and

WHEREAS, pursuant to Section 53340 of the Government Code, the Board of Education may by resolution provide for the levy of special taxes on parcels of taxable property in the District at a rate provided by ordinance or at a lower rate; and

WHEREAS, the Board of Education has previously levied special taxes on parcels of taxable property in the District by ordinance, and the rates of the special taxes that will be levied on such parcels for fiscal year 2011-12 will not exceed the rates of the special taxes that have previously been levied by ordinance;

NOW, THEREFORE, BE IT RESOLVED, DETERMINED AND ORDERED BY THE BOARD OF EDUCATION OF RIVERSIDE UNIFIED SCHOOL DISTRICT DOES ORDAIN AS FOLLOWS:

Section 1. Levy of Special Taxes. Special taxes shall be and are hereby levied for the 2011-12 fiscal year on all parcels of real property within the District which are subject to taxation, which are identified in Exhibit "A" attached hereto, and in the amount set forth for each such parcel in said Exhibit "A." Pursuant to Sections 53340 and 53358 of the Government Code, such special taxes shall be collected in the same manner as ordinary ad valorem property taxes are collected and shall be subject to the same penalties and the same procedure, sale, and lien priority in case of delinquency as is provided for ad valorem taxes.

Section 2. Transmittal to County. The Clerk of the Board of Education shall immediately following adoption of this resolution transmit a copy hereof to the Board of Supervisors and the County Auditor of the County of Riverside together with a request that the special taxes as levied hereby be collected on the tax bills for the parcels identified in Exhibit "A" hereto, along with the ordinary ad valorem property taxes to be levied on and collected from the owners of said parcels.

PASSED AND ADOPTED by the Board of Education of Riverside Unified School District at a regular meeting held on the 20th day of June, 2011, by the following vote:

AYES:

NOES:

ABSENT:

ABSTAINED:

Clerk of the Board of Education
of Riverside Unified School District

STATE OF CALIFORNIA)
) ss.
COUNTY OF RIVERSIDE)

I, Gayle Cloud, Clerk of the Board of Education of Riverside Unified School District, do hereby certify that the above and foregoing is a full, true and correct copy of Resolution No. 2010/11-73 of the Board of Education of Riverside Unified School District, and that the same has not been amended or repealed.

Dated: _____, 2011

Clerk of the Board of Education
of Riverside Unified School District

Exhibit "A" for Resolution 73

**Community Facilities District No. 26
Riverside Unified School District**

Fiscal Year 2011-2012 Special Tax Levy

<u>Assessor's Parcel Number</u>	<u>Tract</u>	<u>Lot</u>	<u>Number of Units</u>	<u>Permit Date</u>	<u>Lot Size Sq. Ft.</u>	<u>Building Sq. Ft.</u>	<u>Tax Class</u>	<u>FY 2011-12 Expected Maximum Special Tax</u>	<u>FY 2011-12 Special Tax Levy</u>	<u>FY 2010-11 Special Tax Levy</u>
207-160-042-4	32293	1	1	7/27/06	4,792	2,693	1	\$4,512.00	\$3,057.02	\$3,396.68
207-160-043-5	32293	2	1	7/27/06	3,485	2,088	3	\$4,095.00	\$2,774.48	\$3,082.76
207-160-044-6	32293	3	1	7/27/06	3,485	2,693	1	\$4,512.00	\$3,057.02	\$3,396.68
207-160-045-7	32293	4	1	7/27/06	3,485	1,888	4	\$3,772.00	\$2,555.64	\$2,839.60
207-160-046-8	32293	5	1	7/27/06	3,485	2,693	1	\$4,512.00	\$3,057.02	\$3,396.68
207-160-047-9	32293	52	0	1/5/09	0	2,693	EX	\$0.00	\$0.00	\$0.00
207-160-048-0	32293	53	0	1/5/09	0	2,088	EX	\$0.00	\$0.00	\$0.00
207-160-049-1	32293	54	0	4/12/06	0	1,888	EX	\$0.00	\$0.00	\$0.00
207-160-050-1	32293	55	0	4/12/06	0	2,693	EX	\$0.00	\$0.00	\$0.00
207-160-051-2	32293	56	1	4/4/07	2,614	1,642	5	\$3,540.00	\$2,398.46	\$2,664.96
207-160-052-3	32293	57	0	4/4/07	0	1,415	EX	\$0.00	\$0.00	\$0.00
207-160-053-4	32293	58	0	4/4/07	0	1,646	EX	\$0.00	\$0.00	\$0.00
207-160-054-5	32293	59	1	4/4/07	2,178	1,420	6	\$3,448.00	\$2,336.12	\$2,595.70
207-160-055-6	32293	60	0	4/4/07	0	1,642	EX	\$0.00	\$0.00	\$0.00
207-160-056-7	32293	61	1	4/4/07	2,614	1,841	4	\$3,772.00	\$2,555.64	\$2,839.60
207-160-057-8	32293	62	1	1/29/07	2,614	1,642	5	\$3,540.00	\$2,398.46	\$2,664.96
207-160-058-9	32293	63	1	1/29/07	2,178	1,415	6	\$3,448.00	\$2,336.12	\$2,595.70
207-160-059-0	32293	64	1	1/29/07	2,178	1,646	5	\$3,540.00	\$2,398.46	\$2,664.96
207-160-060-0	32293	65	1	1/29/07	2,178	1,420	6	\$3,448.00	\$2,336.12	\$2,595.70
207-160-061-1	32293	66	1	1/29/07	2,178	1,642	5	\$3,540.00	\$2,398.46	\$2,664.96
207-160-062-2	32293	67	1	1/29/07	2,614	1,841	4	\$3,772.00	\$2,555.64	\$2,839.60
207-160-063-3	32293	68	1	7/27/06	2,614	1,642	5	\$3,540.00	\$2,398.46	\$2,664.96
207-160-064-4	32293	69	1	7/27/06	2,178	1,415	6	\$3,448.00	\$2,336.12	\$2,595.70
207-160-065-5	32293	70	1	7/27/06	2,178	1,646	5	\$3,540.00	\$2,398.46	\$2,664.96
207-160-066-6	32293	71	1	7/27/06	2,178	1,420	6	\$3,448.00	\$2,336.12	\$2,595.70
207-160-067-7	32293	72	1	7/27/06	2,178	1,642	5	\$3,540.00	\$2,398.46	\$2,664.96
207-160-068-8	32293	73	1	7/27/06	2,614	1,841	4	\$3,772.00	\$2,555.64	\$2,839.60
207-160-069-9	32293	74	1	7/27/06	2,614	1,642	5	\$3,540.00	\$2,398.46	\$2,664.96
207-160-070-9	32293	75	1	7/27/06	2,178	1,415	6	\$3,448.00	\$2,336.12	\$2,595.70
207-160-071-0	32293	76	1	7/27/06	2,178	1,646	5	\$3,540.00	\$2,398.46	\$2,664.96
207-160-072-1	32293	77	1	7/27/06	3,485	1,646	5	\$3,540.00	\$2,398.46	\$2,664.96
207-160-073-2	32293	78	1	7/27/06	3,049	1,646	5	\$3,540.00	\$2,398.46	\$2,664.96
207-160-074-3	32293	79	1	7/27/06	3,049	1,420	6	\$3,448.00	\$2,336.12	\$2,595.70
207-160-075-4	32293	80	1	7/27/06	2,614	1,646	5	\$3,540.00	\$2,398.46	\$2,664.96
207-160-076-5	32293	81	1	7/27/06	2,614	1,420	6	\$3,448.00	\$2,336.12	\$2,595.70
207-160-077-6	32293	82	1	4/12/06	2,614	1,841	4	\$3,772.00	\$2,555.64	\$2,839.60
207-160-078-7	32293	83	1	4/12/06	2,614	1,420	6	\$3,448.00	\$2,336.12	\$2,595.70

**Community Facilities District No. 26
Riverside Unified School District**

Fiscal Year 2011-2012 Special Tax Levy

<u>Assessor's Parcel Number</u>	<u>Tract</u>	<u>Lot</u>	<u>Number of Units</u>	<u>Permit Date</u>	<u>Lot Size Sq. Ft.</u>	<u>Building Sq. Ft.</u>	<u>Tax Class</u>	<u>FY 2011-12 Expected Maximum Special Tax</u>	<u>FY 2011-12 Special Tax Levy</u>	<u>FY 2010-11 Special Tax Levy</u>
207-160-079-8	32293	84	0	4/12/06	0	2,088	EX	\$0.00	\$0.00	\$0.00
207-160-080-8	32293	O	0		0	0	EX	\$0.00	\$0.00	\$0.00
207-160-081-9	32293	P	0		0	0	EX	\$0.00	\$0.00	\$0.00
207-160-082-0	32293	Y	0		0	0	EX	\$0.00	\$0.00	\$0.00
207-160-083-1	32293	D-M	0		0	0	EX	\$0.00	\$0.00	\$0.00
207-250-001-5	32293	6	1	7/27/06	3,485	1,888	4	\$3,772.00	\$2,555.64	\$2,839.60
207-250-002-6	32293	7	1	7/27/06	3,485	2,693	1	\$4,512.00	\$3,057.02	\$3,396.68
207-250-003-7	32293	43	1	7/27/06	3,485	1,888	4	\$3,772.00	\$2,555.64	\$2,839.60
207-250-004-8	32293	44	1	7/27/06	3,920	2,693	1	\$4,512.00	\$3,057.02	\$3,396.68
207-250-005-9	32293	45	0	1/5/09	0	2,693	EX	\$0.00	\$0.00	\$0.00
207-250-006-0	32293	46	0	1/5/09	0	2,088	EX	\$0.00	\$0.00	\$0.00
207-250-007-1	32293	47	0	1/5/09	0	2,693	EX	\$0.00	\$0.00	\$0.00
207-250-008-2	32293	48	0	1/5/09	0	1,884	EX	\$0.00	\$0.00	\$0.00
207-250-009-3	32293	49	1	1/5/09	3,485	2,693	1	\$4,512.00	\$3,057.02	\$3,396.68
207-250-010-3	32293	50	0	1/5/09	0	1,888	EX	\$0.00	\$0.00	\$0.00
207-250-011-4	32293	51	0	1/5/09	0	2,088	EX	\$0.00	\$0.00	\$0.00
207-250-012-5	32293	X	0		0	0	EX	\$0.00	\$0.00	\$0.00
207-250-013-6	32293	F	0		0	0	EX	\$0.00	\$0.00	\$0.00
207-250-014-7	32293	8	1	7/27/06	3,485	2,693	1	\$4,512.00	\$3,057.02	\$3,396.68
207-250-015-8	32293	9	1	7/27/06	3,485	1,884	4	\$3,772.00	\$2,555.64	\$2,839.60
207-250-016-9	32293	10	1	7/27/06	3,485	2,693	1	\$4,512.00	\$3,057.02	\$3,396.68
207-250-017-0	32293	11	1	1/3/07	3,920	1,888	4	\$3,772.00	\$2,555.64	\$2,839.60
207-250-019-2	32293	40	1	1/3/07	3,485	1,884	4	\$3,772.00	\$2,555.64	\$2,839.60
207-250-020-2	32293	41	1	7/27/06	3,485	2,088	3	\$4,095.00	\$2,774.48	\$3,082.76
207-250-021-3	32293	42	1	7/27/06	3,485	2,693	1	\$4,512.00	\$3,057.02	\$3,396.68
207-250-022-4	32293	POR 85	0		0	0	EX	\$0.00	\$0.00	\$0.00
207-250-023-5	32293	12	1	1/3/07	3,485	2,088	3	\$4,095.00	\$2,774.48	\$3,082.76
207-250-024-6	32293	13	1	1/3/07	3,485	2,693	1	\$4,512.00	\$3,057.02	\$3,396.68
207-250-025-7	32293	14	1	1/3/07	3,485	2,088	3	\$4,095.00	\$2,774.48	\$3,082.76
207-250-026-8	32293	15	1	1/29/07	3,485	1,888	4	\$3,772.00	\$2,555.64	\$2,839.60
207-250-027-9	32293	16	1	1/29/07	3,485	2,693	1	\$4,512.00	\$3,057.02	\$3,396.68
207-250-028-0	32293	17	1	4/4/07	3,485	1,884	4	\$3,772.00	\$2,555.64	\$2,839.60
207-250-029-1	32293	18	1	4/4/07	4,356	2,693	1	\$4,512.00	\$3,057.02	\$3,396.68
207-250-030-1	32293	19	1	4/4/07	3,920	2,088	3	\$4,095.00	\$2,774.48	\$3,082.76
207-250-031-2	32293	20	1	4/4/07	3,485	2,693	1	\$4,512.00	\$3,057.02	\$3,396.68
207-250-032-3	32293	21	1	4/4/07	3,485	2,088	3	\$4,095.00	\$2,774.48	\$3,082.76
207-250-033-4	32293	22	1	4/4/07	3,920	2,693	1	\$4,512.00	\$3,057.02	\$3,396.68

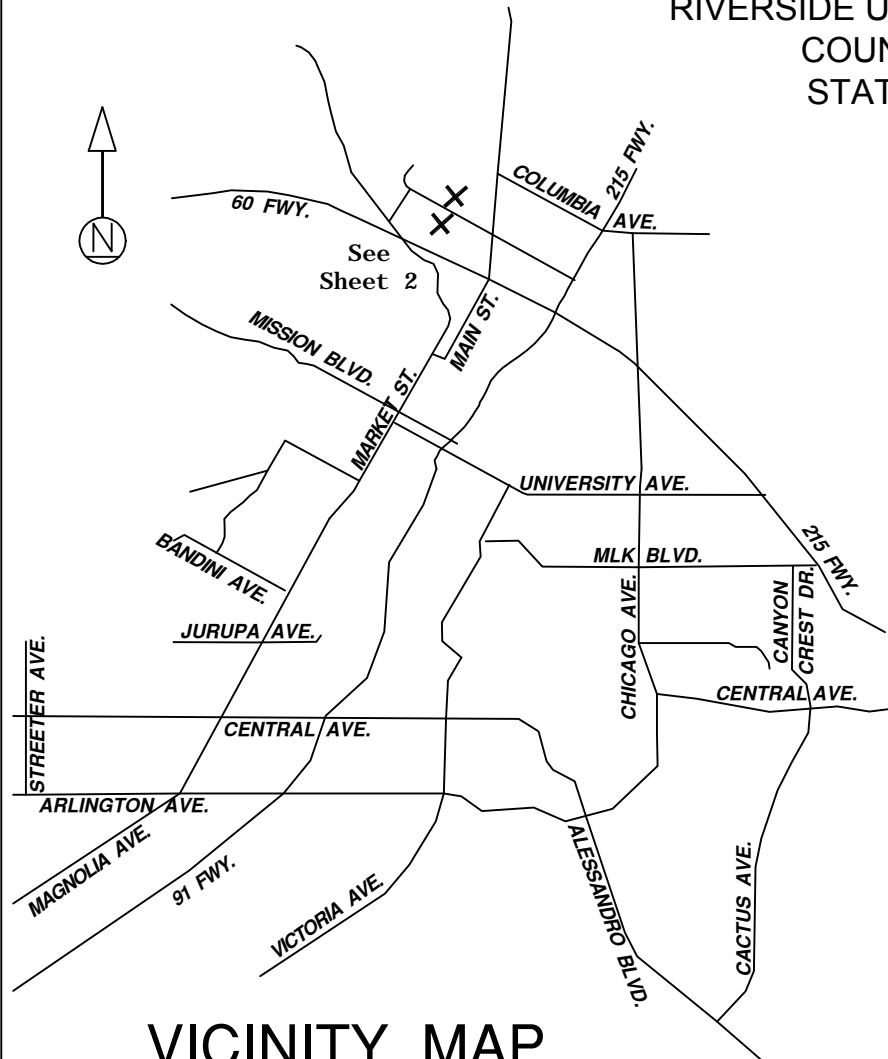
**Community Facilities District No. 26
Riverside Unified School District**

Fiscal Year 2011-2012 Special Tax Levy

<u>Assessor's Parcel Number</u>	<u>Tract</u>	<u>Lot</u>	<u>Number of Units</u>	<u>Permit Date</u>	<u>Lot Size Sq. Ft.</u>	<u>Building Sq. Ft.</u>	<u>Tax Class</u>	<u>FY 2011-12 Expected Maximum Special Tax</u>	<u>FY 2011-12 Special Tax Levy</u>	<u>FY 2010-11 Special Tax Levy</u>
207-250-034-5	32293	23	1	4/4/07	3,920	2,088	3	\$4,095.00	\$2,774.48	\$3,082.76
207-250-035-6	32293	24	0	1/5/09	0	2,693	EX	\$0.00	\$0.00	\$0.00
207-250-036-7	32293	25	0	1/5/09	0	1,888	EX	\$0.00	\$0.00	\$0.00
207-250-037-8	32293	26	0	1/5/09	0	2,693	EX	\$0.00	\$0.00	\$0.00
207-250-038-9	32293	27	0	1/5/09	0	1,884	EX	\$0.00	\$0.00	\$0.00
207-250-039-0	32293	28	0	1/5/09	0	2,693	EX	\$0.00	\$0.00	\$0.00
207-250-040-0	32293	29	0	1/5/09	0	2,088	EX	\$0.00	\$0.00	\$0.00
207-250-041-1	32293	30	1	4/4/07	3,920	2,693	1	\$4,512.00	\$3,057.02	\$3,396.68
207-250-042-2	32293	31	1	4/4/07	3,920	1,888	4	\$3,772.00	\$2,555.64	\$2,839.60
207-250-043-3	32293	32	1	4/4/07	3,920	2,693	1	\$4,512.00	\$3,057.02	\$3,396.68
207-250-044-4	32293	33	1	4/4/07	3,920	2,088	3	\$4,095.00	\$2,774.48	\$3,082.76
207-250-045-5	32293	34	1	4/4/07	3,920	2,693	1	\$4,512.00	\$3,057.02	\$3,396.68
207-250-046-6	32293	35	1	1/29/07	3,920	1,884	4	\$3,772.00	\$2,555.64	\$2,839.60
207-250-047-7	32293	36	1	1/29/07	3,485	2,693	1	\$4,512.00	\$3,057.02	\$3,396.68
207-250-048-8	32293	37	1	1/3/07	3,485	2,088	3	\$4,095.00	\$2,774.48	\$3,082.76
207-250-049-9	32293	38	1	1/3/07	3,485	1,888	4	\$3,772.00	\$2,555.64	\$2,839.60
207-250-051-0	32293	POR 85	0		0	0	EX	\$0.00	\$0.00	\$0.00
207-250-052-1	32293	Q	0		0	0	EX	\$0.00	\$0.00	\$0.00
207-250-053-2	32293	S	0		0	0	EX	\$0.00	\$0.00	\$0.00
207-250-054-3	32293	U	0		0	0	EX	\$0.00	\$0.00	\$0.00
207-250-055-4	32293	V	0		0	0	EX	\$0.00	\$0.00	\$0.00
207-250-056-5	32293	C	0		0	0	EX	\$0.00	\$0.00	\$0.00
207-250-057-6	32293	39	1	1/3/07	3,485	2,693	1	\$4,512.00	\$3,057.02	\$3,396.68
Totals:			64		205,168	173,994		\$298,757.12	\$171,194.90	\$190,216.58

J:\CLIENTS\RUSD\ADMIN\2011_2012\CFD26\Database\cfd26 tax roll.rpt
6/6/2011

BOUNDARIES OF
COMMUNITY FACILITIES DISTRICT NO. 26 OF
RIVERSIDE UNIFIED SCHOOL DISTRICT
COUNTY OF RIVERSIDE
STATE OF CALIFORNIA



VICINITY MAP
(Not to Scale)

X is the general location of each project

Prepared by David Taussig & Associates, Inc.

(1) Filed in the office of the Clerk of the Board of Education of Riverside Unified School District this ____ day of _____, 2005.

Clerk of the Board of Education
Riverside Unified School District

(2) I hereby certify that the within map showing the boundaries of Community Facilities District No. 26 of Riverside Unified School District, County of Riverside, State of California, was approved by the Board of Education of Riverside Unified School District at a regular meeting thereof, held on the ____ day of _____, 2005, by its Resolution No. _____.

Clerk of the Board of Education
Riverside Unified School District


(3) Filed this ____ day of _____, 2005, at the hour of ____ o'clock __m, in Book _____ of Maps of Assessment and Community Facilities Districts at pages _____ through _____ and as Instrument No. _____ in the office of the County Recorder of Riverside County, State of California.

Larry Ward
Assessor-County Clerk-Recorder of Riverside County

By _____
Deputy
Fee _____

BOUNDARIES OF
COMMUNITY FACILITIES DISTRICT NO. 26 OF
RIVERSIDE UNIFIED SCHOOL DISTRICT
COUNTY OF RIVERSIDE
STATE OF CALIFORNIA

LEGEND

 Boundaries of
Community Facilities District No. 26
of Riverside Unified School District

207- 1n0- 0nn Assessor Parcel Number

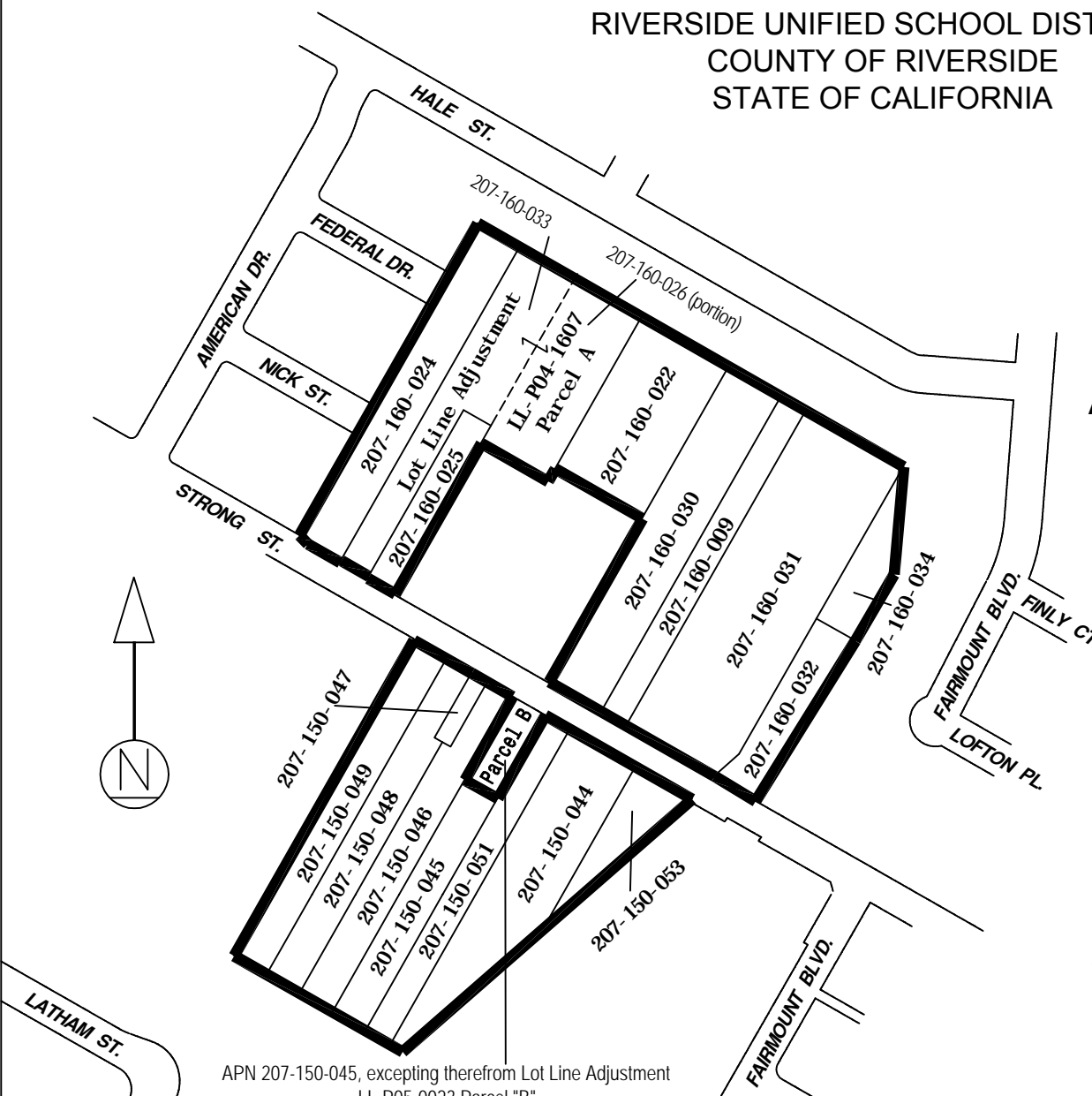
Assessor Parcels Located within Community Facilities District No. 26 of Riverside Unified School District:

- | | |
|---------------------------------|-----------------------|
| 207-150-044 | 207-160-009 |
| 207-150-045, exempting Parcel B | 207-160-022 |
| 207-150-046 | 207-160-024 |
| 207-150-047 | 207-160-025 |
| 207-150-048 | 207-160-026 (portion) |
| 207-150-049 | 207-160-030 |
| 207-150-051 | 207-160-031 |
| 207-150-053 | 207-160-032 |
| | 207-160-033 |
| | 207-160-034 |

For a description of the lines and dimensions of each lot and parcel, reference is hereby made to

- (1) the Assessor maps of the County of Riverside,
- (2) City of Riverside Certificate of Compliance for Lot Line Adjustment "LL-P04-1607 Parcel A" recorded as Document No. 2005-0464520 on June 10, 2005 in Official Records of the County of Riverside, and
- (3) City of Riverside Certificate of Compliance for Lot Line Adjustment "LL-P05-0023 Parcel B" recorded as Document No. 2005-0433435 on May 31, 2005 in Official Records of the County of Riverside.

Prepared by David Taussig & Associates, Inc.



RESOLUTION NO. 2010/11-74

RESOLUTION OF THE BOARD OF EDUCATION OF RIVERSIDE UNIFIED SCHOOL DISTRICT LEVYING SPECIAL TAXES TO BE COLLECTED DURING FISCAL YEAR 2011-12 FOR THE PAYMENT OF THE PRINCIPAL OF AND INTEREST ON AND ADMINISTRATIVE EXPENSES WITH RESPECT TO THE BONDS OF COMMUNITY FACILITIES DISTRICT NO. 27 OF RIVERSIDE UNIFIED SCHOOL DISTRICT FOR THE PAYMENT OF THE COSTS OF AUTHORIZED PUBLIC FACILITIES

WHEREAS, it is necessary that the Board of Education of Riverside Unified School District (the "Board of Education") levy special taxes pursuant to Sections 53340 and 53358 of the Government Code to pay the principal of and interest on the outstanding bonds of Community Facilities District No. 27 of Riverside Unified School District, County of Riverside, State of California (the "District"), to pay administrative expenses incurred in connection with the levy and collection of said special taxes and the payment of such principal and interest, and to pay directly or accumulate funds for paying the costs of authorized public facilities as provided in clause (iv) of the definition of Special Tax Requirement in the Rates and Method of Apportionment of Special Tax for the District; and

WHEREAS, pursuant to Section 53340 of the Government Code, the Board of Education may by resolution provide for the levy of special taxes on parcels of taxable property in the District at a rate provided by ordinance or at a lower rate; and

WHEREAS, the Board of Education has previously levied special taxes on parcels of taxable property in the District by ordinance, and the rates of the special taxes that will be levied on such parcels for fiscal year 2011-12 will not exceed the rates of the special taxes that have previously been levied by ordinance;

NOW, THEREFORE, BE IT RESOLVED, DETERMINED AND ORDERED BY THE BOARD OF EDUCATION OF RIVERSIDE UNIFIED SCHOOL DISTRICT DOES ORDAIN AS FOLLOWS:

Section 1. Levy of Special Taxes. Special taxes shall be and are hereby levied for the 2011-12 fiscal year on all parcels of real property within the District which are subject to taxation, which are identified in Exhibit "A" attached hereto, and in the amount set forth for each such parcel in said Exhibit "A." Pursuant to Sections 53340 and 53358 of the Government Code, such special taxes shall be collected in the same manner as ordinary ad valorem property taxes are collected and shall be subject to the same penalties and the same procedure, sale, and lien priority in case of delinquency as is provided for ad valorem taxes.

Section 2. Transmittal to County. The Clerk of the Board of Education shall immediately following adoption of this resolution transmit a copy hereof to the Board of Supervisors and the County Auditor of the County of Riverside together with a request that the special taxes as levied hereby be collected on the tax bills for the parcels identified in Exhibit "A" hereto, along with the ordinary ad valorem property taxes to be levied on and collected from the owners of said parcels.

PASSED AND ADOPTED by the Board of Education of Riverside Unified School District at a regular meeting held on the 20th day of June, 2011, by the following vote:

AYES:

NOES:

ABSENT:

ABSTAINED:

Clerk of the Board of Education
of Riverside Unified School District

STATE OF CALIFORNIA)
) ss.
COUNTY OF RIVERSIDE)

I, Gayle Cloud, Clerk of the Board of Education of Riverside Unified School District, do hereby certify that the above and foregoing is a full, true and correct copy of Resolution No. 2010/11-74 of the Board of Education of Riverside Unified School District, and that the same has not been amended or repealed.

Dated: _____, 2011

Clerk of the Board of Education
of Riverside Unified School District

Exhibit "A" for Resolution 74
Community Facilities District No. 27, Tax Rate Zone 1
Riverside Unified School District

Fiscal Year 2011-2012 Special Tax Levy

Assessor's Parcel Number	Tract	Lot	Number of Units	Permit Date	Lot Size Sq. Ft.	Building Sq. Ft.	Tax Class	FY 2011-12	FY 2011-12	FY 2010-11
								Expected Maximum Special Tax	Special Tax Levy	Special Tax Levy
253-380-001-4	32820	13	1	3/7/2007	13,068	3,119	2	\$3,855.00	\$2,810.30	\$3,122.56
253-380-002-5	32820	14	1	3/7/2007	11,761	3,440	1	\$4,002.00	\$2,917.46	\$3,241.62
253-380-003-6	32820	15	1	3/7/2007	11,761	3,440	1	\$4,002.00	\$2,917.46	\$3,241.62
253-380-004-7	32820	16	1	3/7/2007	10,890	3,119	2	\$3,855.00	\$2,810.30	\$3,122.56
253-381-001-7	32820	17	1	3/7/2007	10,890	3,119	2	\$3,855.00	\$2,810.30	\$3,122.56
253-381-002-8	32820	18	1	3/7/2007	12,632	3,440	1	\$4,002.00	\$2,917.46	\$3,241.62
253-381-003-9	32820	19	1	3/7/2007	17,424	2,339	3	\$3,562.00	\$2,596.70	\$2,885.22
253-381-004-0	32820	20	1	3/7/2007	14,375	3,440	1	\$4,002.00	\$2,917.46	\$3,241.62
253-381-005-1	32820	21	1	3/7/2007	14,810	3,440	1	\$4,002.00	\$2,917.46	\$3,241.62
253-381-006-2	32820	22	1	3/7/2007	12,197	3,440	1	\$4,002.00	\$2,917.46	\$3,241.62
253-381-007-3	32820	44	0		0	0	EX	\$0.00	\$0.00	\$0.00
253-381-008-4	32820	23	1	3/7/2007	13,068	2,339	3	\$3,562.00	\$2,596.70	\$2,885.22
253-381-009-5	32820	24	1	3/7/2007	13,939	3,440	1	\$4,002.00	\$2,917.46	\$3,241.62
253-381-010-5	32820	25	1	3/7/2007	13,939	3,440	1	\$4,002.00	\$2,917.46	\$3,241.62
253-381-011-6	32820	26	1	3/7/2007	12,197	3,440	1	\$4,002.00	\$2,917.46	\$3,241.62
253-381-012-7	32820	27	1	4/23/2007	9,583	3,440	1	\$4,002.00	\$2,917.46	\$3,241.62
253-381-013-8	32820	28	1	4/23/2007	10,890	3,119	2	\$3,855.00	\$2,810.30	\$3,122.56
253-381-014-9	32820	29	1	4/23/2007	11,326	2,339	3	\$3,562.00	\$2,596.70	\$2,885.22
253-381-015-0	32820	30	1	4/23/2007	16,988	3,119	2	\$3,855.00	\$2,810.30	\$3,122.56
253-381-016-1	32820	31	1	4/23/2007	17,424	3,440	1	\$4,002.00	\$2,917.46	\$3,241.62
253-381-017-2	32820	32	1	4/23/2007	11,761	3,440	1	\$4,002.00	\$2,917.46	\$3,241.62
253-381-018-3	32820	33	1	4/23/2007	26,136	3,440	1	\$4,002.00	\$2,917.46	\$3,241.62
253-390-001-5	32820	1	1	6/14/2007	13,068	3,119	2	\$3,855.00	\$2,810.30	\$3,122.56
253-390-002-6	32820	2	1	7/19/2007	11,761	2,339	3	\$3,562.00	\$2,596.70	\$2,885.22
253-390-003-7	32820	3	1	9/13/2007	13,939	3,440	1	\$4,002.00	\$2,917.46	\$3,241.62
253-390-004-8	32820	4	1	1/24/2007	13,068	2,339	3	\$3,562.00	\$2,596.70	\$2,885.22
253-390-005-9	32820	5	1	1/24/2007	25,700	3,119	2	\$3,855.00	\$2,810.30	\$3,122.56
253-390-006-0	32820	6	1	1/24/2007	33,541	3,440	1	\$4,002.00	\$2,917.46	\$3,241.62
253-390-007-1	32820	7	1	6/5/2007	22,651	2,339	3	\$3,562.00	\$2,596.70	\$2,885.22
253-390-008-2	32820	8	1	6/5/2007	9,148	3,440	1	\$4,002.00	\$2,917.46	\$3,241.62
253-390-009-3	32820	9	1	6/5/2007	7,841	2,339	3	\$3,562.00	\$2,596.70	\$2,885.22
253-390-010-3	32820	10	1	6/5/2007	7,841	3,119	2	\$3,855.00	\$2,810.30	\$3,122.56
253-390-011-4	32820	11	1	6/5/2007	31,799	2,339	3	\$3,562.00	\$2,596.70	\$2,885.22
253-390-012-5	32820	12	1	6/5/2007	29,621	2,339	3	\$3,562.00	\$2,596.70	\$2,885.22
253-391-001-8	32820	34	1	4/23/2007	45,302	3,440	1	\$4,002.00	\$2,917.46	\$3,241.62
253-391-002-9	32820	35	1	4/23/2007	28,314	3,119	2	\$3,855.00	\$2,810.30	\$3,122.56
253-391-003-0	32820	36	1	4/23/2007	19,602	3,440	1	\$4,002.00	\$2,917.46	\$3,241.62
253-391-004-1	32820	37	1	4/23/2007	16,553	3,119	2	\$3,855.00	\$2,810.30	\$3,122.56

**Community Facilities District No. 27, Tax Rate Zone 1
Riverside Unified School District**

Fiscal Year 2011-2012 Special Tax Levy

<u>Assessor's Parcel Number</u>	<u>Tract</u>	<u>Lot</u>	<u>Number of Units</u>	<u>Permit Date</u>	<u>Lot Size Sq. Ft.</u>	<u>Building Sq. Ft.</u>	<u>Tax Class</u>	<u>FY 2011-12 Expected Maximum Special Tax</u>	<u>FY 2011-12 Special Tax Levy</u>	<u>FY 2010-11 Special Tax Levy</u>
253-391-005-2	32820	38	1	4/23/2007	12,197	3,119	2	\$3,855.00	\$2,810.30	\$3,122.56
253-391-006-3	32820	39	1	6/5/2007	12,197	3,119	2	\$3,855.00	\$2,810.30	\$3,122.56
253-391-007-4	32820	40	1	6/5/2007	12,197	3,440	1	\$4,002.00	\$2,917.46	\$3,241.62
253-391-008-5	32820	41	1	6/5/2007	11,326	3,440	1	\$4,002.00	\$2,917.46	\$3,241.62
253-391-009-6	32820	42	1	6/5/2007	13,939	3,440	1	\$4,002.00	\$2,917.46	\$3,241.62
253-391-010-6	32820	43	1	6/5/2007	17,860	2,339	3	\$3,562.00	\$2,596.70	\$2,885.22
Totals:			43		696,524	133,058		\$165,922.00	\$120,957.26	\$134,396.94
Grand Totals:			43		696,524	133,058		\$165,922.00	\$120,957.26	\$134,396.94

J:\CLIENTS\RUSD\ADMIN\2011_2012\CFD27\Database\cfd27 tax roll.rpt
6/6/2011

**AMENDED BOUNDARIES OF
COMMUNITY FACILITIES DISTRICT NO. 27 OF
RIVERSIDE UNIFIED SCHOOL DISTRICT
COUNTY OF RIVERSIDE
STATE OF CALIFORNIA**

This map amends and corrects the map of the boundaries of Community Facilities District No. 27 of Riverside Unified School District, County of Riverside, State of California, previously recorded on April 5, 2007 in Book 70 of Maps of Assessment and Community Facilities Districts at pages 52 through 55, and as Instrument No. 2007-0230683 in the Office of the County Recorder for the County of Riverside, State of California.

Filed this _____ day of _____, 2007 at the hour of _____ o'clock
_____ M. In Book _____ of Maps of Assessment and Community Facilities
District at pages _____ through _____ in the Office of the County
Recorder in the County of Riverside, State of California, and as Instrument
No. _____.

Fee: _____

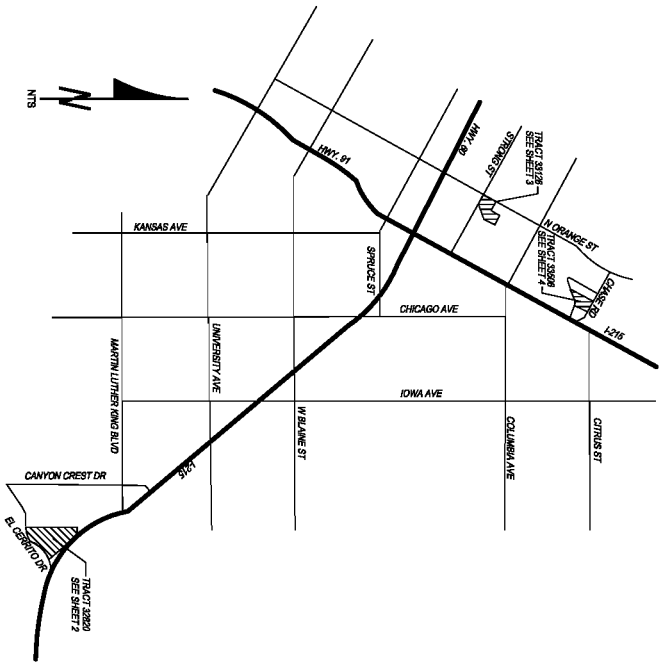
LARRY W. WARD, COUNTY CLERK-RECORDER

By: _____
Deputy

I hereby certify that the within map amending and correcting the map of the boundaries of Community Facilities District No. 27 of Riverside Unified School District, County of Riverside, State of California, was approved by the Board of Education of Riverside Unified School District at a regular meeting thereof, held on the _____ day of _____, 2007 by its
Resolution No. _____.

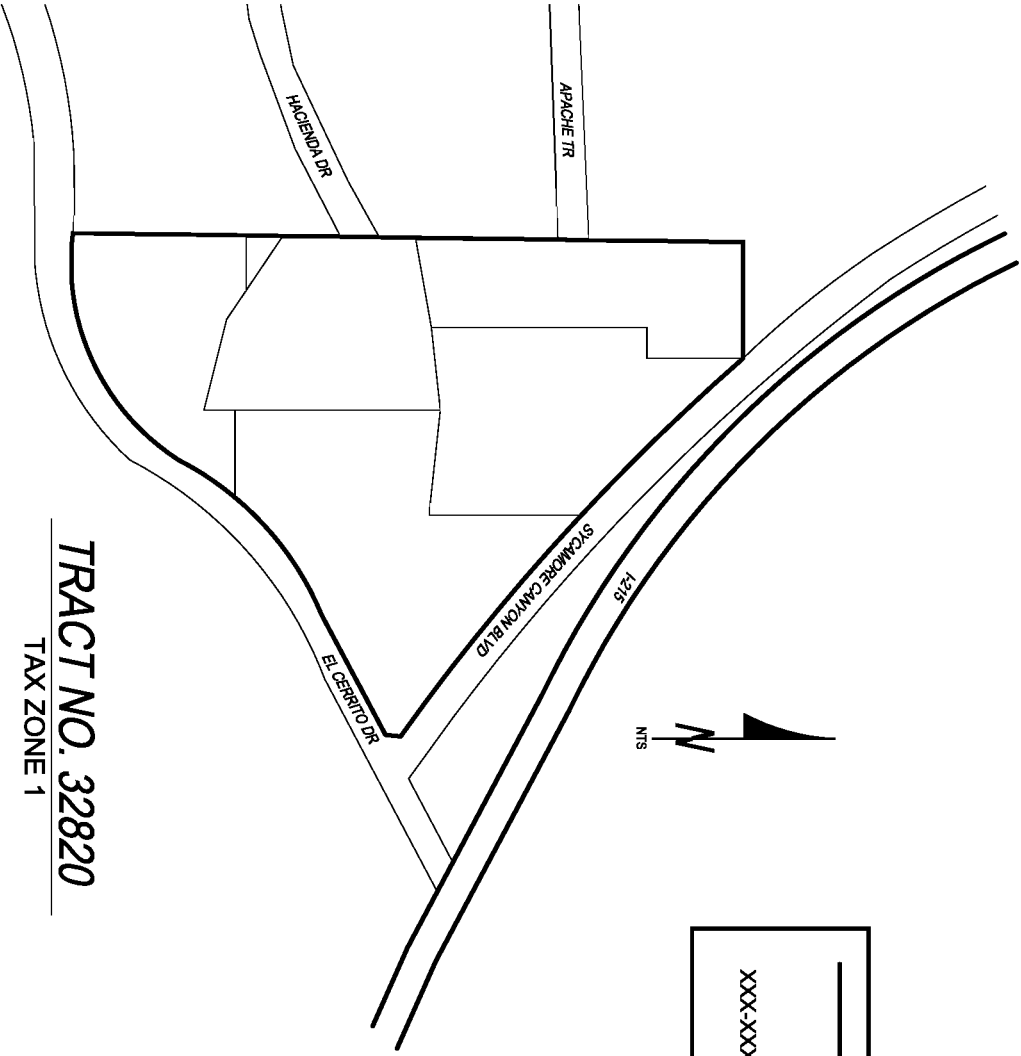
Filed in the office of the Clerk of the Board of Education of Riverside Unified School District this _____ day of _____, 2007.

Clerk of the Board of Education of _____
Riverside Unified School District



VICINITY MAP
NOT TO SCALE

AMENDED BOUNDARIES OF
COMMUNITY FACILITIES DISTRICT NO. 27 OF
RIVERSIDE UNIFIED SCHOOL DISTRICT
COUNTY OF RIVERSIDE
STATE OF CALIFORNIA



TRACT NO. 32820
TAX ZONE 1

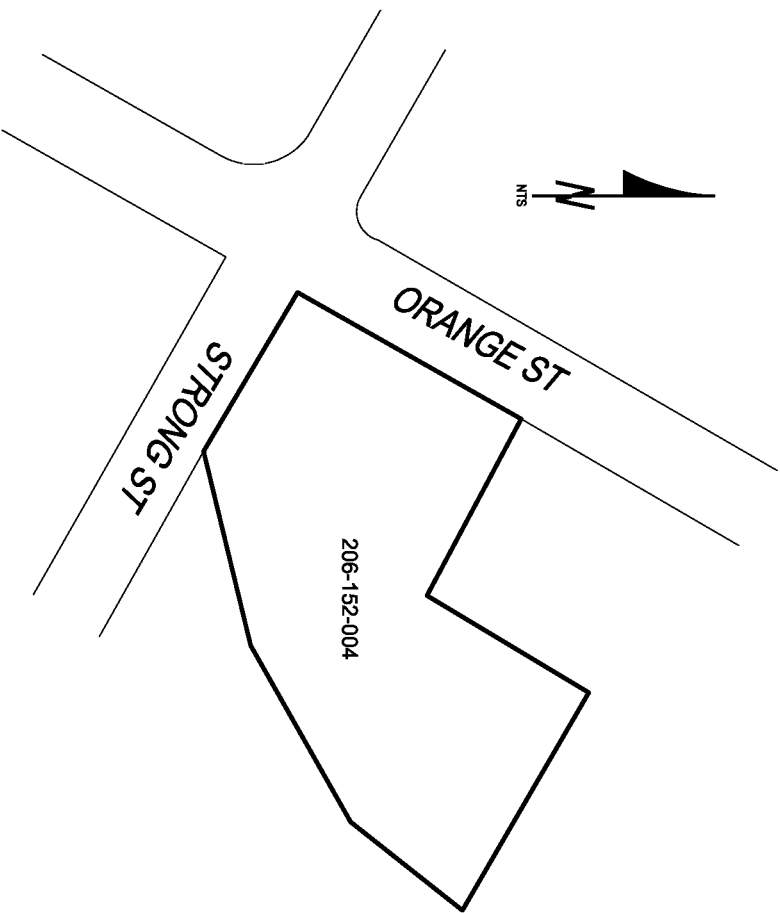
LEGEND

AMENDED BOUNDARIES OF
COMMUNITY FACILITIES DISTRICT NO. 27
OF RIVERSIDE UNIFIED SCHOOL DISTRICT
ASSESSOR PARCEL NUMBER
XXX-XXX-XXX

REFERENCE IS HEREBY MADE
TO THE ASSESSOR MAPS OF
THE COUNTY OF RIVERSIDE
AND TO TRACT MAP NO. 32820
RECORDED ON OCTOBER 12, 2006
WITH THE RIVERSIDE COUNTY
ASSESSOR'S OFFICE IN BOOK 156
PAGES 50-54 FOR A DESCRIPTION
OF THE LINES AND DIMENSIONS OF
EACH LOT AND PARCEL.

- Assessor Parcel Numbers for parcels
within Tax Zone 1.
- 253-190-002 (Portion)
 - 253-190-003
 - 253-190-006
 - 253-190-008
 - 253-190-011 (Portion)
 - 253-240-025

AMENDED BOUNDARIES OF
COMMUNITY FACILITIES DISTRICT NO. 27 OF
RIVERSIDE UNIFIED SCHOOL DISTRICT
COUNTY OF RIVERSIDE
STATE OF CALIFORNIA



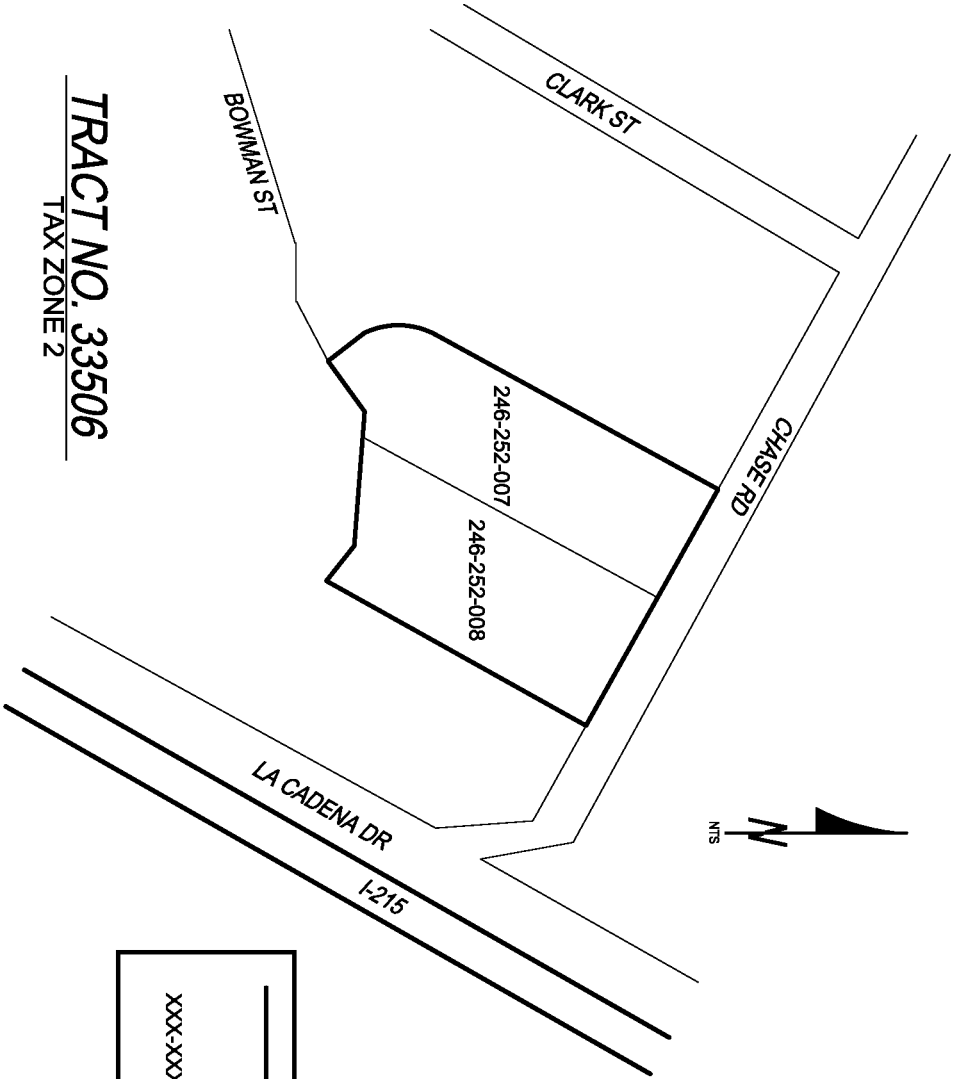
LEGEND

_____	AMENDED BOUNDARIES OF COMMUNITY FACILITIES DISTRICT NO. 27 OF RIVERSIDE UNIFIED SCHOOL DISTRICT
XXX-XXX-XXX	ASSESSOR PARCEL NUMBER

REFERENCE IS HEREBY MADE
TO THE ASSESSOR MAPS OF
THE COUNTY OF RIVERSIDE FOR
A DESCRIPTION OF THE
LINES AND DIMENSIONS OF
EACH LOT AND PARCEL.



TRACT NO. 33126
TAX ZONE 2

AMENDED BOUNDARIES OF
COMMUNITY FACILITIES DISTRICT NO. 27 OF
RIVERSIDE UNIFIED SCHOOL DISTRICT
COUNTY OF RIVERSIDE
STATE OF CALIFORNIA



REFERENCE IS HEREBY MADE
TO THE ASSESSOR MAPS OF
THE COUNTY OF RIVERSIDE FOR
A DESCRIPTION OF THE
LINES AND DIMENSIONS OF
EACH LOT AND PARCEL.

LEGEND

	AMENDED BOUNDARIES OF COMMUNITY FACILITIES DISTRICT NO. 27 OF RIVERSIDE UNIFIED SCHOOL DISTRICT
	ASSESSOR PARCEL NUMBER

TRACT NO. 33506
TAX ZONE 2

**Board Meeting Agenda
June 20, 2011**

Topic: Revision of Board of Education Policy #7310: Memorials, Naming of School Facilities and Sponsorships – First Reading

Presented by: Rick Miller, Ph.D., District Superintendent

Responsible

Cabinet Member: Rick Miller, Ph.D., District Superintendent

Type of Item: Action

Short Description: The board will review the first reading of the revision of Board of Education Policy #7310 related to memorials, naming of school facilities, and sponsorships.

DESCRIPTION OF AGENDA ITEM:

The Communications Board Subcommittee has thoroughly examined current policy and researched policies from other districts in California and the nation related to memorials, the naming of school facilities, and sponsorships. Based on their findings, the committee has drafted revisions to Policy 7310. The new policy clearly outlines a uniform process that will be used when requests for memorials or the naming of school facilities are brought to the district's attention. Specific criteria will be used in making these decisions. In addition, the new policy includes a provision that would allow paid sponsorships of sports facilities (including district stadiums), fields, pools, scoreboards, and uniforms, for the purpose of supplementing diminishing monies available for extra-curricular activities. All such sponsorships would need to adhere to standards of good taste and promote positive values for the students of the District.

FISCAL IMPACT: Positive fiscal impact to be determined, based on sponsorships received.

RECOMMENDATION: It is recommended that the Board review the first reading of revised Board of Education Policy #7310.

ADDITIONAL MATERIAL: Revised Board of Education Policy #7310.



POLICY

Board of Education

Riverside Unified School District

Memorials, Naming of School Facilities, and Sponsorships

Purpose:

To give guidance to individual schools on the appropriate ways to handle naming facilities and schools, as well as for memorializing someone who has passed away, and to clarify guidelines for sponsorships to secure operating funds that might involve naming and signage.

Position:

It is the responsibility of the Board to adopt all names for school facilities. Suggestions from the school site and the public should be submitted to the Superintendent for his recommendation and will be considered by the Board, but are not binding.

1. Cost of signage

- a. If the Board of Trustees determines that they wish to honor an individual and name a facility after someone, the District bears the cost of the signage.
- b. If a facility has been sponsored (and has an approved sponsorship contract), the costs of the signage are born by the sponsor.

2. Memorials to a student or staff member who has passed away need to be channeled into positive outcomes such as: a scholarship or gift to REEF in the person's honor; the planting of a tree; a day of service (in which participants could plant a bed of flowers or gather for another kind of campus improvement); a non-permanent bench or table that could have a small plaque no larger than 3"x5" attached; or books for the library (with or without a frontispiece with the name of the honored person). Self-standing plaques or headstones are not permissible. Gifts should be reviewed by staff to ensure that they are cost neutral.

3. The honor of naming a school facility after a community member shall be with the consideration of the Board and based on a history of outstanding support to the district and community, ties to RUSD, and/or positive accomplishments that serve as an example to RUSD and our community.

- a. To create conformity with existing schools, elementary schools should retain the tradition of being named after authors, poets, geographic sites and presidents.
- b. Facilities that might serve the purpose of being named after an honored person shall be: school theaters, libraries, cafeterias, offices and at future district honor walls.
- c. Classroom and Academic facilities are not considered appropriate.

- d. **Length of Time for Names:** The Board of Trustees can determine that a facility's name may be changed and shall make that determination in consideration of information contained above.

The Board of Trustees can determine that a facility's name may be changed and shall make that determination in consideration of information in item #3 above (i.e., Naming of a School Facility).

- 4. **Sponsorships** to name a facility for a given donation to the district shall include these facilities only: sports facilities (including district stadiums), fields, pools, scoreboards, and uniforms. Sponsorships will not be extended for classrooms or academic buildings. Contracts for sponsorships shall be reviewed periodically by staff.

- a. **General Program Statement:**

The purpose of this Program is to provide guidelines for the advertising of products or services for District revenue to supplement the diminishing monies students need for extra-curricular activities. Riverside Unified School District shall protect students and parents from exploitation and ensure that commercial activities do not interfere with educational programs. Except for instruction relating to sponsorship, students shall not be required to listen to, read, or be subjected to commercial advertising in the classroom or in school-provided materials or curriculum-related activities, except as provided by this policy. Revenue enhancement opportunities should be in keeping with the community standards of good taste, and promote positive values for the students of the District.

- b. **Definitions:**

Sponsorship: Any payment of money or other economic benefit to a school or to the school district that requires visual, audio, or video placement of a name, slogan or product message on a school district property, publication, or broadcast. The term sponsorship does not include traditional fundraising activities, such as magazine sales, nor does it apply to outright gifts to which no quid pro quo is attached.

- c. **Regulations:**

- i. **SPONSORSHIP**

No Sponsorship, as defined by this policy, shall be allowed unless it complies with this policy, fits one or more of the following categories, and is approved by the Superintendent or designee.

1. Paid sponsorship in school student publication or other district publication;
2. Maintain pre-existing advertising space for community businesses;

3. Paid sponsorship signs on school property or at school events that meet local sign ordinances and comply with this policy;
4. The display of product names on vending machines appropriately placed in the school for the use of students, staff, and the public;
5. Sponsorship ads that appear when students are using various Internet services.

ii. PROHIBITED COMMERCIAL ACTIVITIES

No sponsorship shall be accepted if it:

1. Is associated with tobacco, alcohol, illegal drugs or weapons;
2. Promotes hostility, disorder, or violence;
3. Contains vulgar, abusive, obscene, or sexually explicit language and/or imagery;
4. Is libelous;
5. Demeans or discriminates against any person or group on the basis of race, gender, ethnicity, age, disability, or religion;
6. Advocates the violation of law;
7. Inhibits the functioning of the school and/or the school district;
8. Advances any religious or political purpose or interests;
9. Promotes, favors, or opposes a candidate for elected office or a ballot measure;
10. Is associated with any company or individual whose actions are inconsistent with Riverside Unified School Districts' educational mission and goals or community values; or
11. Is otherwise in violation of the law;
12. Or is otherwise deemed unfit by the Superintendent or Designee.

iii. DISTRIBUTION OF FUNDS

1. The collection of funds from Sponsorship activities will be organized and accounted for by the Deputy Superintendent of Business Services. These funds will be accounted for annually with a report that will be posted on the RUSD website for public viewing.
2. No portion of the sponsorship funds will be used for general fund purposes including administration; rather they will be used specifically to support extra/co-curricular programs at the school site level that may have been previously supported by "student fees." In associated procedures and regulations, there will be a plan to provide as equitable a solution as possible between school sites and programs.

Legal Reference:

Education Code

7050-7058 Political Activities of School Employees and Officers

35160 Authority of Governing Boards

35160.1 Authority of School District

35172 Promotional Activities

35182.5 Sale of Advertising Products

38130-38138 Civic Center Act

48907 Student Exercise of Free Expression

51520 Prohibited Solicitations



**Board Meeting Agenda
June 20, 2011**

Topic: Approval of Tentative Agreement Between Riverside Unified School District and its Employees Represented by the Riverside City Teachers' Association

Presented by: Michael H. Fine, Deputy Superintendent, Business Services and Governmental Relations

Responsible

Cabinet Member: Michael H. Fine, Deputy Superintendent, Business Services and Governmental Relations

Type of Item: Action

Short Description: Staff recommends that the Board of Education approve the Tentative Agreement for employees represented by the Riverside City Teachers' Association.

DESCRIPTION OF AGENDA ITEM:

The District has reached agreement on a Tentative Agreement (TA) with one of its collective bargaining units, the Riverside City Teachers' Association representing certificated employees. The TA is the result of the collective bargaining process that began in September 2010.

The TA incorporates the following provisions:

1. Language regarding the operation of the Health and Welfare Benefits Committee (Article IX, Section 1) that has no direct fiscal implications.
2. Language changes regarding the provision for 1) middle school calendar, 2) staff collaboration at secondary schools and voting procedures related thereto (Article X, Sections 1 and 2) that have no direct fiscal implications.
3. Language changes for 1) health leaves, 2) adopting parents leave, 3) bereavement leave, and 4) personal necessity leave (Article X, Sections 5, 8, 11, and 12) that have unquantifiable fiscal implications related to increased substitute days.
4. Language regarding the term of the collective bargaining agreement (Article XXI) that has no direct fiscal implications.
5. The establishment of a stipend for time keeping, ticket selling and ticket taker at \$25 per assignment (Appendix A6) that is cost neutral.

6. The establishment of an hourly wage for summer sports camp at \$31.06 per hour (Appendix A7) that is cost neutral.
7. Elimination of the Case Carrier stipend (Appendix A8) for a savings of \$51,934 annually.
8. Modification of the Elementary School Teacher Group Leader stipend from a fixed dollar amount per FTE in the group to a percentage of salary (1.7%) (Appendix A8) at a cost of \$51,934 annually (net increase).
9. Other non-substantive changes to the extra duty pay schedule (Appendix A8) that have minimal fiscal implications.

The financial impacts of the TA were disclosed at a regular meeting of the Board of Education held on May 16, 2011. The Board's Finance Committee reviewed the financial impacts of the TA during meetings held the week of May 9, 2011. RCTA has ratified the above changes by a vote of 732 to 37.

FISCAL IMPACT: The Tentative Agreement results in 1) unquantifiable fiscal implications related to increased substitute days related to leaves, and 2) neutral or minimal fiscal implications as a result of the collective changes to Miscellaneous Salary Provisions, Coaching Stipends, and Extra Duty Pay Schedule.

RECOMMENDATION: It is recommended that the Board of Education approve the Tentative Agreement for employees represented by the Riverside City Teachers' Association.

ADDITIONAL MATERIAL: Tentative Agreement

Attached: Yes

ARTICLE IX - EMPLOYEE BENEFITS
(Subject to ratification, April/May, 2011)

Section 1 – Health Benefits Committee

- A. The Association and District agree to meet on an as-needed basis, and at least once a quarter, to discuss health benefit plan(s).
1. Composition: The Health and Welfare Benefits Committee (HWBC) will be comprised of four (4) RCTA representatives, four (4) CSEA representatives, four (4) Professional Relations representatives, and three (3) non-voting District advisors. Any group may invite outside consultants to the meetings with permission from the Committee.
 2. Decision Making: The HWBC will participate in the research and recommend actions to contain costs on an ongoing basis for health and welfare related issues. The HWBC shall be responsible for making recommendations regarding health and welfare insurance carriers, levels of coverage, plan design, setting premium rates, cost containment and other health insurance related issues. Consensus shall be used in all committee deliberations. The HWBC will make decisions about health and welfare issues that have no financial implications. Any recommendations from the HWBC shall be submitted to the bargaining table.
- B. The District shall provide the Committee with complete health benefits data in a timely manner as requested or when received from vendors, which includes, but is not limited to:
- 1) Utilization (HIPPA compliant format)
 - 2) Claims Experience (HIPPA compliant format)
 - 3) Enrollment
 - 4) Claims Data Reports
 - 5) Financial data related to health premiums
 - 6) Reports and updates from the carriers

Section 2 – District-Paid Insurance Plans

A. The District shall offer the following medical benefit plan options from January 01, 2010 through December 31, 2010.

1. Kaiser Health Maintenance Organization (HMO) – (Vision with Frames and Lenses)
2. RUSD Health Plan Preferred Provider Option (PPO)
3. RUSD Health Plan Exclusive Provider Option (EPO)

The District's annual contribution toward a medical plan for each full time bargaining unit member will be \$9,000.00.

B. The District shall offer the following dental benefit plan options from January 01, 2010 through December 31, 2010.

1. Delta Dental:

- a. Voluntary orthodontia benefit (Safeguard option) with a co-payment annually established by Safeguard. The voluntary orthodontia benefit shall require a tenthsly payroll deduction.
- b. The District's annual contribution for each full time bargaining unit member will be \$954.90.

2. Safeguard:

- a. Includes orthodontics.
- b. The District's annual contribution for each full time bargaining unit member will be \$373.00

3. Preferred Advantage Dental:

- a. Includes dentistry and orthodontics.
- b. Must use network dentist.
- c. The District's annual contribution for each full time bargaining unit member will be \$838.00.

- C. The District shall pay the cost of ten thousand dollars (\$10,000) worth of life insurance coverage for each full-time employee.
- D. The District contribution per employee toward any applicable District sponsored health and welfare plan shall not exceed the amount of the District contribution for the 2010 plan year, as specified above, unless mutually agreed upon by the District and Association.

Section 3 - Other Insurance Plans

Other insurance plans shall be made available for employees to purchase through payroll deduction. Bargaining unit members voluntarily opting for supplemental Income Protection Insurance, Life or Cancer Insurance may do so, but shall assume full costs, through payroll deduction, of said insurance program upon selection.

Section 4 - Part-time Employees

Those employees working less than a full-time assignment shall be considered part-time, and the District shall pay for them a proportionate cost of the medical and dental insurance. The proportion of the cost paid by the District shall be the same as the part-time employee's assignment is to that of a full-time assignment. For example, should the aggregate cost of District-paid medical and dental insurance total \$2,000 for an employee on a full-time assignment, the District would credit an employee with a half-time assignment with \$1,000 and withhold the other \$1,000 from the employee's salary by payroll deduction through the year, unless the employee chose to waive medical insurance. However, all employees working seventy-five percent (75%) or more of full-time shall be regarded as full-time employees for the purposes of this provision.

Section 5 - Medical Insurance Waivers

Riverside Unified School District Medical Plan:

- A. A full-time employee may waive medical insurance by showing proof of coverage through a different source and signing a waiver form. Full-time employees who waive medical and/or dental insurance coverage shall be provided with a yearly stipend of five hundred dollars (\$500) in lieu of medical insurance coverage and/or one-hundred and fifty dollars (\$150) in lieu of dental insurance coverage to be contributed to one or more

of the following options: 1) other insurance plans available through the District, and 2) tax sheltered annuity plans which have been approved by the Riverside County Office of Education. Part-time employees may waive medical insurance without showing proof of coverage. Those who waive shall receive a pro rata share of the stipend. All employees must either select or waive medical insurance and sign a form on which their choice is indicated

- B. Dual spouse coverage waiver pursuant to Section 6 of this Article; When an employee and spouse are both employed by the District and are working full-time assignments, employees covered by District sponsored medical and dental plans who elect to waive medical insurance coverage, shall be provided with a yearly stipend of seven-hundred and fifty dollars (\$750) in lieu of medical insurance coverage to be contributed to one or more of the following options: 1) other insurance plans available through the District, and 2) tax sheltered annuity plans approved by the Riverside County of Education.

Section 6 - Employee Spouses

Riverside Unified School District Health Plan:

- A. When an employee and spouse are both members of the unit covered by this agreement and both are working full-time assignments, the District shall provide employees with their respective choice of a dental plan. The two employees shall decide which shall carry the medical plan. The District shall provide only one medical plan per family regardless of whether one or both spouses are members of the bargaining unit.

Section 7 - IRS Section 125 Plan

Within limits established by the Internal Revenue Service and Riverside Unified School District, unit members may choose to cover child or dependent care expenses, or unreimbursed medical expenses that are eligible for inclusion under the provision of Internal Revenue Code Section 125.

Section 8 – Medical Insurance for Retirees

A. For eligible employees who retire into the State Teachers' or Public Employee Retirement Systems, the District shall pay the cost of employee only coverage of district-funded medical insurance. This payment shall continue until the first of the month in which the retiree reaches sixty-five (65) years of age. Dental insurance may be continued at the retiree's cost.

B. Eligibility

1. Prior to June 30, 2010, to be eligible for this benefit the employee must meet the following criteria:
 - a. Must be at least fifty-five (55) years of age, and must have worked full-time in the Riverside Unified School District for at least ten (10) years and be employed by the district as a bargaining unit member for ten (10) of the last fourteen (14) years.
 - b. Must have applied and be eligible for retirement payments from one of the above referenced retirement systems.
 - c. Must be younger than sixty-five (65) years of age at the time of retirement.
 2. Effective July 1, 2010, to be eligible for this benefit the employee must meet the following criteria:
 - a. Must be at least fifty-seven (57) years of age, and must have worked full-time in the Riverside Unified School District for fifteen (15) of the last nineteen (19) years. For bargaining unit members who retire before reaching the age of fifty-seven (57), the District shall pay the cost of employee only coverage of district-funded medical insurance for a period not to exceed eight (8) years; providing the bargaining unit member has worked full-time in the Riverside Unified School District for fifteen (15) of the last nineteen (19) years.
 - b. Must have applied and be eligible for retirement payments from one of the above referenced retirement systems.
 - c. Must be younger than sixty-five (65) years of age at the time of retirement.
-

C. Requirement

1. To receive this benefit, an eligible employee must complete a District Human Resources Office Resignation/Retirement form. The Resignation/Retirement form must state the employee's intended date of entry into the retirement system. For as long as the insurance carrier allows, the retired employee eligible for district-paid, employee-only coverage may purchase dependent coverage at the price this coverage is available to the District. Payment must be made annually, semi-annually, or quarterly, and in advance. Any unused portion of a payment shall be refunded to the purchaser. Date and method of payment and other implementing procedures shall be determined by the District.
2. An employee who retires into one of the previously mentioned retirement systems and who is not eligible for district-paid, employee-only coverage may purchase continued health insurance coverage until the first of the month in which the employee attains sixty-five (65) years of age. For as long as the carrier allows, the retired employee may also purchase dependent coverage at the price these coverages are available to the District. Payment must be made annually, semi-annually, or quarterly, and in advance. Any unused portion of such a payment shall be refunded to the purchaser. Date and method of payment and other implementing procedures shall be determined by the District.
3. Retiree with Spouse on Active Status: An employee eligible and applying to retire may postpone eligibility for this benefit if the retiring employee has an active, benefits-eligible spouse also employed by the District who will cover said employee as a plan dependent. The retiring employee may postpone eligibility for retiree benefits coverage described above until such time as the spouse retires or otherwise loses coverage.

Section 9 - District-Paid Insurance After Exhaustion of Paid Sick Leave

After an employee has exhausted all paid sick leave entitlements, including the accrued sick leave and the five-month entitlement, and, still too incapacitated to work, that employee is

granted a health leave, the District will continue to pay for those portions of the employee's insurance program it had been paying for on the last day of the employee's paid sick leave. The District shall continue this payment for up to twelve (12) months or until the employee is granted disability payments by the State Teachers' Retirement System, whichever occurs sooner. The employee may not add coverages at District expense through the period of District payment following exhaustion of sick leave. The District shall not be obligated to sell the employee any insurance coverage after this period. It shall be the employee's responsibility to make timely arrangement for conversion from District coverages.

Section 10 - Death of an Employee

Should an employee die while in paid status, the District shall continue to pay for those portions of the employee's medical insurance program it had been paying for on the date of the employee's death, through the fringe benefit year in which the employee's death occurs. The insurance carrier permitting, the District shall allow the employee's spouse or dependent to purchase continued medical insurance for up to two (2) fringe benefit years subsequent to that in which the employee died, provided that during that time the spouse or dependent has not remarried or become eligible for medical insurance coverage with a different employer. Either remarriage or employment that has medical insurance as a benefit shall provide sufficient reason to end all access to District benefits for the employee's spouse or dependent. If the spouse or dependent is neither remarried nor employed where medical insurance is available through the employer at the end of the second year subsequent to that of the employee's death, and the spouse or dependent is in a state of economic hardship, the District will request that the carrier continue to allow the District to sell to the spouse or dependent for one more year the coverage previously sold. The District shall be the sole determiner of economic hardship. All purchases of medical insurance coverage under this provision shall be made annually and in advance. Unused portions of such payment shall be refunded to the purchaser. Date and method of payment and other implementing procedures shall be determined by the District.

RIVERSIDE UNIFIED SCHOOL DISTRICT
and
RIVERSIDE CITY TEACHERS ASSOCIATION

~~Tentative Agreement~~

~~December 21, 2007~~

(Subject to Ratification, April/May, 2011)

ARTICLE X - HOURS OF EMPLOYMENT

**ALL REGULAR AND ALTERNATIVE EDUCATION SCHOOLS, DISTRICT OFFICE,
AND SUNSHINE**

Section 1 - Full-time Classroom and Itinerant Teachers, Special Education Specialists, School Librarians, Nurses, Teachers on Special Assignment, and Counselors.

- A. **Workyear:** The workyear shall be as provided in the school calendar which shall be developed by consultation between the Association and the District as provided in Article V. The calendars shall be constructed with the following limits:
1. Elementary and High School, Full-time K-12 Independent Study, Continuation High School: One hundred eighty-one (181) days of instruction.
Middle School, Opportunity School/COPE and Community Day School: One hundred eighty (180) days of instruction.
 2. (a) Four (4) work days without students for returning elementary and high school teachers.
(b) Five (5) days without students for returning middle school teachers.
(c) Five (5) days without students for new elementary and high school teachers and six (6) days without students for new middle school teachers.
 3. The four (4) days in 2A above shall be used as two (2) elementary parent conference days; or two (2) secondary non-student attendance days, one (1) at the end of each semester or trimester; plus two (2) days prior to the opening of schools for all returning employees. The five (5) days in 2B above shall be used as three (3) middle school non-student attendance days at the end of each trimester, plus two (2) days prior to the opening of schools for all returning employees.
 4. On the two (2) days prior to the opening of school, there shall be a limit of six and three-fourths (6 3/4) hours of mandatory meetings.
 5. The following days shall be free of meetings:
 - a. the two high school end of semester days.
 - b. the three middle school end of trimester days.
 6. ~~With the mutual agreement (annually by April 1) between the principal and a minimum of 75% of the teachers~~ **Using the voting procedure in Section 2 and**

with the agreement of the school principal, annually by April 1, a middle school can modify the school calendar to enable 7th grade students to begin and end their school year one day earlier than the 8th grade students.

The adjustment of the school year shall not increase the number of workdays or student contact days for teachers. All employees shall have no less than seven and one half (7.5) hours of time for room preparation at the beginning of the school year. No employee shall be required to have more contact with 7th grade students on their first day of attendance than the proportional amount of 7th grade student contact time determined by the employee's daily assigned teaching schedule. Similarly, no employee shall be required to have more contact with 8th grade students on the last day of 8th grade attendance than the proportional amount of 8th grade student contact time determined by the employee's daily assigned teaching schedule.

7. Elementary schools shall have a minimum day on the last day of pupil attendance of 240 minutes in length. As of the last day of school, should at least 120 annual minutes of attendance hours beyond the State minimum remain, and the day prior to the last day of school is a full day, the Superintendent shall declare the last day of school as 180 minutes in length.
 8. In addition to the days above, all teachers new to the District shall attend an orientation day prior to the opening of school, as provided in (2) above.
 9. All probationary and those temporary employees who have been employed fewer than three (3) consecutive years for at least 75 percent of the work year may be required to attend up to five (5) days inservice training outside their work year. These inservice days shall be related to school or District staff development programs, with compensation at the Miscellaneous Salary Provision rate for inservice.
- B. Workweek: The regular workweek shall be Monday through Friday except as such a week might be changed by national, state, or local holidays, or the school calendar.
- C. Workday:
1. High Schools and Continuation High School: Employees shall be on the worksite no less than twenty (20) minutes before the first students arriving are scheduled to attend class. The normal or regular workday shall be seven and one-half (7 1/2) consecutive hours including lunch period. The length of the instructional day shall be 365 minutes. If program assignments are such that different employee assignments require different daily beginning and ending times, these times will be determined by mutual agreement of the employee and the District.
(a) By a vote of 75% of the affected bargaining unit members and the with the consent of the school principal, (annually by April 1) high schools may

set aside a portion of one school day, per week, to establish a Staff Collaboration Time period

- (a) Using the voting procedure in Section 2 and with the agreement of the school principal, annually by April 1, a high school may increase the number of instructional minutes to establish Staff Collaboration Time.

~~High School Staff Collaboration Time:~~ Staff Collaboration Time shall be utilized for grade level team planning; collaboration and articulation among teachers; and curriculum planning. This time period shall be collaboratively designed and implemented by bargaining unit members and the school administration.

If the Staff Collaboration Time period is used for any purpose other than that which has been previously listed, the activity will also be planned collaboratively between bargaining unit members and the school administration. This time shall not be used for staff meetings, individual teacher planning time, or for the early release of teachers.

~~In order to establish a Staff Collaboration Time period, each participating secondary school may increase the number of daily instructional minutes contained in Section 1C-1 of this Agreement by ten (10) minutes, four (4) days a week. On the fifth day of the week, instructional minutes may be decreased in order to implement a forty-minute Staff Collaboration Time period.~~

In order to establish Staff Collaboration Time, each participating high school may increase the number of daily instructional minutes contained in Article X, Section 1C(a) of this Agreement in one of two ways:

- 1) The high school may increase the number of daily instructional minutes by a minimum of nine (9) minutes or maximum of 12 minutes, four (4) days per week and on the fifth (5th) day of the week, instructional minutes may be decreased in order to implement Staff Collaboration Time by a late start or early dismissal.
- 2) The high school may increase the number of daily instructional minutes by a minimum of nine (9) minutes or maximum of 12 minutes, for nine (9) consecutive days and on the tenth (10th) day, instructional minutes may be decreased in order to

implement Staff Collaboration Time by a late start or early dismissal.

When designing a Staff Collaboration schedule, pre-approval from Assistant Superintendent, Human Resources and the Fiscal Services Manager (Attendance) must be obtained.

Teacher preparation time, as defined in Article X, Section 1(G) of the Collective Bargaining Agreement, shall not be altered as a result of the implementation of the Staff Collaboration Time period.

2. Middle Schools: Employees shall be on the worksite no less than thirty (30) minutes before the first students arriving are scheduled to attend class. The normal or regular workday shall be seven and one-half (7 1/2) consecutive hours including lunch period. The length of the instructional day shall be 350 minutes. If program assignments are such that different employee assignments require different daily beginning and ending times, these times will be determined by mutual agreement of the employee and the District.
3. Elementary Schools:
 - (a) Employees shall be on the worksite twenty (20) minutes before the first students arriving are scheduled to attend class. The normal or regular workday in elementary schools shall be seven and one-half (7 1/2) consecutive hours including the lunch period. If program assignments are such that different employee assignments require different daily beginning and ending times, these times will be determined by mutual agreement of the employee and the District. The District will provide supervision for before school duty in grades 1-6 and sites with Extended Day Kindergarten program (see section (c) i. – v.). In the event the Site Administrator is unable to provide adequate supervision to ensure the safety of children, bargaining unit members shall perform this duty and such duty must be equitably assigned at each worksite. On such an occasion, the supervising teacher may leave the worksite early by the same amount of time he or she performed the duty, on the first afternoon without a meeting. When assigned morning supervision an employee may be required to report for that duty thirty (30) minutes before the start of the earliest class if the principal deems such early reporting necessary to assure adequate supervision. When assigned supervision at student dismissal time employees may be required to remain on duty for up to thirty (30) minutes after the dismissal time if the principal deems more than twenty (20) minutes of supervision are necessary to provide adequate supervision of students.

(b) The length of the traditional year instructional day for elementary students shall be as follows:

Kindergarten	200 minutes
Grades 1 - 3	285 minutes
Grades 4 - 6	300 minutes

(c) With the mutual consent, (annually by April 1), of the principal and the affected bargaining unit members, elementary schools may elect to participate in the district's Extended Day Kindergarten Program to provide a daily instructional program subject to the following provisions:

i. Affected bargaining unit members do not include non-re-elected teachers, teachers who have declared retirement with Human Resources, or teachers who have accepted positions at another site.

- ii. Extended Day Kindergarten programs will have the same number of instructional minutes as the primary instructional program.
- iii. The selection of teachers that may participate in the Extended Day Kindergarten Program shall be conducted in collaboration with all Kindergarten teachers and the school administration at each school site.
- iv. In the event the school principal determines that it is necessary to eliminate one or more of the Kindergarten Extended Day Program classes after the start of the school year, the principal shall collaborate with all the Kindergarten teachers at the school site prior to reassigning a teacher from the program.
- v. The Extended Day Kindergarten Program class may not exceed twenty (20) students for more than five (5) weeks without the written consent of the teacher and the Association.
- vi. For those teachers participating in the Extended Day Kindergarten Program, the scheduling of their supervision duties shall be consistent with other primary level teachers at their school site.

(d) Students in grades one to six at each school shall have common beginning and ending times. In primary classes, except kindergarten and 3/4 combinations, in addition to a morning recess there may be an afternoon recess not to exceed fifteen (15) minutes, at the discretion of each teacher. The time the recess may be held shall be designated by the principal. Recess supervision shall be done by teachers utilizing this afternoon recess.

(e) On all regular or normal days except those on which staff, team, or district ordered meetings are scheduled, the final forty-five (45) minutes of the

elementary teachers workday shall be designated as planning time for those with full-time classroom teaching assignments other than a late kindergarten. Full-time teachers assigned a late kindergarten shall have the same amount of planning time but it may be scheduled at whatever time is considered by the principal to be the best for the program. Schools which start classes at 9:00 a.m. may schedule planning time at the beginning rather than the end of the day by mutual agreement between staff and principal. Should mutual agreement not be achieved in a staff meeting, the principal shall determine when planning time shall be scheduled. Planning time is provided to allow teachers an opportunity during the workday to prepare assignments, correct papers, meet with parents and other staff members, meet with students, and to perform related tasks arising from the teaching assignment.

- (f) In schools where two kindergarten classes must use the same room, the principal shall meet with the kindergarten teachers to determine if the schedules of these classes overlap or not. If agreement is not achieved, the principal shall set the schedule. However, the length of the kindergarten teachers' day, and its beginning and ending times shall be the same as that of other teachers, except as a difference in beginning and ending times may be determined by mutual agreement between the employee and the District.
- (g) ~~By a vote of 75% of the affected bargaining unit members and the with the consent of the school principal, (annually by April 1) elementary schools~~ **Using the voting procedure in Section 2 and with the agreement of the school principal, annually by April 1, an elementary school** may set aside a portion of one school day, per week, to establish a Staff Collaboration Time period.

Staff Collaboration Time shall be utilized for grade level team planning; collaboration and articulation among teachers; and curriculum planning. This time period shall be collaboratively designed and implemented by bargaining unit members and the school administration.

If the Staff Collaboration Time period is used for any purpose other than that which has been previously listed, the activity will also be planned collaboratively between bargaining unit members and the school administration. This time shall not be used for staff meetings, individual teacher planning time, or for the early release of teachers.

In order to establish a Staff Collaboration Time period, each participating elementary school may increase the number of daily instructional minutes contained in Section 1C(b) of this Agreement by fifteen (15) minutes , four (4)

days a week. On the fifth (5th) day of the week, instructional minutes may be decreased in order to implement a one hour Staff Collaboration Time period.

Teacher preparation time, as defined in Section 1C(e) of the collective bargaining agreement, shall not be altered as a result of the implementation of the Staff Collaboration Time period.

4. Each kindergarten teacher shall be available for assistance within the kindergarten and/or primary program for a maximum of forty-five (45) minutes during the school day except those volunteers who agree to the following provisions:
 - (a) Kindergarten teachers may volunteer to participate in the District's training program for Reading Recovery.
 - (b) The Association agrees that Kindergarten teachers who volunteer and are selected to participate in the Reading Recovery training may work a maximum of 120 minutes per day with other primary grade-level students.
 - (c) The Association agrees that Kindergarten teachers who volunteer and are selected to participate in the implementation phase of the Reading Recovery program may work a maximum of 90 minutes per day with other primary grade-level students.
 - (d) A volunteer participant in the Reading Recovery training shall sign a statement that he/she is a volunteer and understands the daily time requirements of the program. A copy of such statement shall be provided to the association.
- D. It is recognized by the District and the Association that all employees work additional hours in excess of those which are required at the worksite which may vary according to the responsibility of the individual employee. Employees may be expected to spend additional time on the worksite for purposes of staff meetings; team or department meetings; conferences involving students, parents or District personnel; SST and IEP meetings. The District shall make every effort to schedule SST and IEP meetings during the workday. Special Education employees and School Nurses attending IEP meetings shall be paid the curriculum rate of pay for the time that extends beyond one (1) hour after the employees regular work day, to be paid in increments of one-half hour.

School staff meetings, which require attendance outside the workday, shall be limited to no more than fifteen (15) meetings per year, per employee, each not to exceed seventy-five (75) minutes after the latest regularly scheduled dismissal time of students.

No elementary employee will be required to attend more than fifteen (15) team meetings per year and no team meeting shall extend beyond the regular workday.

Middle schools may use banked PLC time for department and/or team meetings. No more than eight (8) department or team meetings may be required beyond the work day, and these shall be limited to 40 minutes after student dismissal time.

No high school employee will be required to attend more than 15 department and/or team meetings per year. These shall be limited to 50 minutes after student dismissal time.

Except under unusual circumstances, team or staff meetings will not be scheduled on the afternoon before the start of a weekend or vacation.

Whenever possible, meetings necessary for conducting WASC, CCR, and PQR shall be scheduled during school release/in-service days or during the regular workday.

Prior to the end of each school year, the site administrator shall meet with his/her staff, or with elected representatives of his/her staff, for the purpose of mutually agreeing on the number and type of committees and special events that will be necessary to carry out the school program in the following year. Other special events or committees may be mutually added during the school year.

The list of agreed upon committees and special events shall be submitted to the school staff so that site members may select those committees and/or events in which they want to participate.

- E. At Lincoln High School employees shall report to the worksite no less than thirty (30) minutes before the beginning of the session to which they are assigned by the principal.
- F. Employees assigned to middle schools or high schools shall be entitled to one (1) duty-free, uninterrupted lunch period per day of no less than thirty-five (35) minutes in length, or the student lunch period, whichever is longer. Employees assigned to elementary schools shall have a lunch period of forty-five (45) minutes. At elementary schools when weather conditions prohibit the normal use of the playground, the principal may declare a lunch period for staff and students of thirty (30) minutes, or up to twenty-five percent (25%) of the staff may be required to assist with student supervision for that period of time the lunch period exceeds thirty (30) minutes. Such duty must be equitably assigned at each worksite. On these days, employees assigned lunch duty or having a shortened lunch period may leave the worksite fifteen (15) minutes earlier than the regular departure time the first afternoon without a meeting.
- G. Full-time classroom teachers in grades seven (7) through twelve (12) shall be entitled to one (1) scheduled instructional period per day to be used for preparation and planning, and conferences with parents, students, supervisors, and other employees. Normally, teachers

may not leave the worksite during this period without prior approval of the principal or designee. Except by mutual agreement between the employee and the District, full-time teachers in middle and high schools shall have no more than twenty-five (25) teaching periods per week, exclusive of the sustained silent reading program.

- H. Counselors, pre-school teachers and District I.M.S. specialists shall work an eight (8) hour day inclusive of lunch which shall be the longer of either the student lunch period at their site or 35 minutes.

Section 2 – Voting Procedure

When bargaining unit members at a school site vote pursuant to the provisions of any section of this Article, the vote shall be conducted as follows:

1. **The vote shall be conducted by secret ballot.**
2. **The voting period shall be five (5) working days.**
3. **The RCTA site representative(s) and the site administrator (or designee) shall:**
 - a. **Provide all affected employees with a ballot and obtain their signatures for receipt;**
 - b. **Provide those employees not at school with the opportunity to vote, if possible;**
 - c. **Institute a procedure to assure that employees vote only once;**
 - d. **Count the votes;**
 - e. **Fill out and sign a reporting form designed by Human Resources and RCTA; and**
 - f. **Forward the completed form to Human Resources and RCTA.**

Plans for changing the schedule to accommodate Staff Collaboration Time and middle school calendar modification (Section 1A 6) must be approved by 75% of the affected employees who vote.

Section 2— 3 -Other Employees.

The length of the workday for full-time employees with assignments other than those in Section 1 (psychologists and regular K-12 Independent Study employees for example) shall be eight (8) hours exclusive of lunch.

Section 3 4 - Alternative Educational Programs.

- A. This section applies to the following programs: STOP, part-time K-12 Independent Study, and other alternative programs where the hours and assignments to the programs are determined based on the level of student enrollment or attendance.
- B. Employee Workhours: The lengths of the workyear, workweek, and workday, as well as the number of employees in these alternative educational programs are dependent upon fluctuations in average daily attendance, categorical funding changes, and community needs. The District reserves the right to add to, reduce, or eliminate the workhours of an employee in these alternative educational programs, based upon changes in average daily attendance.
- C. Necessary Attendance: The District shall determine and notify teachers of the amount of student attendance necessary for the scheduling, maintenance, and/or cancellation of any teacher's class no later than twenty (20) workdays after the beginning of each school year. The amount will remain fixed for the remainder of the year.
- D. Averaging Teachers' Classes: To attempt to maintain stability for tenured and probationary A.A.C.E.S. teachers, class averaging will be applied by the District to the minimum class attendance amount needed prior to the reduction of any tenured or probationary teacher hours per week which they have been assigned, over a period of fifteen (15) workdays.

Section 4 5 - Extended Workyear and/or Workday Employees.

An employee required by the District to work more days than the regular workyear or more hours than the regular workday, except as provided in Section 1D above, shall receive additional compensation by being assigned to a different salary schedule (I.M.S. specialists, counselors, school nurses and psychologists, for example), or an additional salary schedule (coaches, high school band directors, high school choir directors, high school pep squad and drill team sponsors, for example), or paid at their regular daily rate for each excess day (District I.M.S. specialists, bilingual and special education teachers, librarians, and counselors, for example). For purpose of this section, regular full-time K-12 Independent Study teachers shall be compensated on the regular teacher salary schedule for their regular workday as defined in Section 2.

Section 5 6 - Part-Time Workyear and/or Workday Employees.

An employee working fewer days than the regular workyear shall be a part-time employee and shall be remunerated at the same ratio that the employee's total number of workdays bear to the total number of workdays in the regular workyear. For example, a classroom teacher employed for one semester shall receive fifty percent (50%) of the appropriate annual salary listed on the Teacher Salary Schedule. An employee who works fewer hours than the total included in the regular workday shall be a part-time employee and shall be remunerated at the same ratio the employee's regular daily work hours bear to the total included in the regular workday, as determined at the time of hire or upon modification of the employee's contract.

Section-6 7 - Hours on Special Days for All Employees.

- A. Employees working in schools that hold Open House Nights and/or Back-to-School Nights may be required to attend and participate in two (2) of these programs annually without additional remuneration.
- B. Employees working in schools that regularly schedule student activities outside of regular duty hours, such as athletic events, dances, theater productions, and any activity involving parents may be required to attend and assist with the management of no more than four (4) of these events annually. In combination with ~~(A)~~ (A) above, no employee may be required to attend more than five (5) events. These duties are part of each employee's basic responsibilities and their performance will not require additional remuneration.
- C. On days that an employee is assigned to an evening activity, the employee may leave the worksite at the time of the last regularly scheduled student dismissal.
- D. On days that an employee attends an unassigned evening activity at the employee's school of assignment, with prior permission of the principal or the principal's designee, the employee may leave the worksite at the time of the last regularly scheduled student dismissal.

Section 7 8 - Summer School Workday.

The workday for a classroom teacher during a summer session shall be from fifteen (15) minutes before the beginning time of the first class to which the teacher is assigned until ten (10) minutes after the dismissal of the last class to which the teacher is assigned.

Section-8 9 - Parent Conference - Elementary Schools.

Working hours on elementary Parent Conference Days shall extend daily from the first through the last conference as scheduled by the employee, but in no case earlier than 12 noon. If an employee is ill on a regularly scheduled conference day, the District shall provide released time during the following week for the parent conferences which were missed.

Section 9 10 – Parent Conference – Secondary Schools

- A. Secondary sites which conduct parent conferences may use their banked day or any minutes in excess of the required annual instructional minutes to create a non-student attendance day for meeting with parents. Starting and ending times on a Secondary Parent Conference Day may be modified, with consensus of a majority of the teachers, to provide both day and evening time for parent meetings. The teachers' total workday shall not exceed seven and one-half (7 ½) consecutive hours. Such duty shall not substitute for nor be in lieu of one of the supervision duties permitted in Article X, Section 6.B.
- B. Secondary sites may choose to conduct parent conferences in conjunction with a modified or minimum student attendance day. The teachers' total workday shall not exceed seven and one

half (7 ½) hours including reporting fifteen (15) minutes before the beginning time of the first class and remaining until ten (10) minutes after the dismissal of the last class. If the Parent Conference portion extends beyond the teachers' regular workday ending time, such duty shall substitute for and be in lieu of one of the supervision duties permitted in Article X, Section 6.B.

Section-10 11 - Counselors.

Part-time counselors shall work three (3) extra days per year for each period of counseling; however, a full-time counselor shall work fifteen (15) extra days during the summer except by mutual agreement between the District and the employee. These extra days of work shall not be scheduled between July 1 and August 15 or during winter or spring recess except by mutual agreement between the District and the employee. By mutual agreement, counselors may work flexible hours to provide counselor availability before school and in the evening.

Section ~~11~~ 12 – Categorical Program Specialist (CPS).

CPS unit members may be classified as either Regular CPS or Extended Year CPS. CPS unit members working two-hundred five (205) days shall be classified as Extended Year CPS and shall receive additional compensation by being assigned to a different salary schedule. Unit members in CPS assignments may agree to work additional days based on the needs of the school and its programs and shall be compensated at their daily rate of pay for any additional days beyond their defined work.

Section ~~12~~ 13 -- School Librarian/Media Specialists.

- A. The school librarian/media specialists may adjust their work hours during the first three (3) days of the first semester and the first two (2) days of the second semester to allow time to train students who are assigned to library science classes.
- B. The school librarian/media specialist assigned to a school shall work up to a maximum of five (5) days before the beginning of the regular workyear and up to a maximum of five (5) days after the end of the regular workyear with compensation paid at the employee's daily rate of pay.
- C. In the event that a high school librarian/media specialist should be assigned responsibility for custody, check out/in, loss/damage charges, and/or inventory of textbooks, the District shall provide sufficient classified staff to assist such employee with these tasks.

Section 14 – Secondary Preparation Period.

The District will not assign a secondary teacher more than three (3) different preparation periods per day. In case of a compelling academic need, one (1) additional preparation may be assigned. Any additional preparations cannot be made without the consent of the teacher. This section does

not apply to Alternative Educational Programs under Section 3, Continuation High School, full time K-12 Independent study and non-departmentalized Special Education Programs.

ARTICLE XVI – LEAVES
(Changes subject to Ratification, April/May, 2011)

Section 1 - Leave Provision.

The benefits which are expressly provided by Article XVI are the sole leave benefits which are part of this collective bargaining Agreement.

Section 2 - Definitions.

- A. "Paid Leave of Absence" means that an employee is entitled to receive wage and fringe benefits except as otherwise noted in this Agreement. Employees who are granted a paid leave of absence for a semester or less will be returned to the assignment held by the employee prior to the commencement of the leave. Employees who are granted a paid leave of absence for more than a semester will be returned to a position of like status and benefits. Employees on paid leave will receive credit for annual salary increments provided during this leave.
- B. "Unpaid Leave of Absence" means that an employee shall not receive wages and fringe benefits during the period of leave. However, the District will continue health benefits only, for thirty (30) days beyond the date on which the unpaid leave commences. After thirty (30) days, payments for health benefits by the District will cease. Employees who are granted unpaid leaves for more than a semester will be returned to a position of like status and benefits upon completion of procedures indicating the willingness of the employee to return. Employees on unpaid leaves will not receive credit for annual salary increments provided during the leave.
- C. Employees who no longer have any sick leave benefits and who have failed to request a leave and are on an unpaid status shall not receive wages and fringe benefits during their period of unpaid status. However, the District will continue health benefits only for thirty (30) days beyond the date that the unpaid status commences. After thirty (30) days, payments for health benefits by the District will cease. Employees on unpaid status will not receive credit for annual salary increments provided during this period.
- D. At least two (2) weeks prior to the end of any unpaid leave of thirty (30) or more calendar days, the employee on leave must submit in writing to the Human Resources Office notice of the employee's intent to return to work, or a request for further leave, or a letter of resignation.

Section 3 - Sick Leave.

- A. All employees employed on a ten-month basis shall earn ten (10) days of sick leave per school year. Employees on eleven (11) month contracts shall earn eleven (11) days sick

- leave per year; and those employees on a twelve (12) month contract shall earn twelve (12) days of sick leave per year.
- B. A regular employee serving as a summer school employee for no less than fourteen (14) days shall receive one (1) additional day of sick leave per year if employed for a full summer school day or one-half (1/2) additional day if employed for one-half (1/2) a summer school day or half of the session. Counselors shall receive one (1) additional sick leave day per year if employed not less than fifteen (15) days beyond their regular work year.
- C. **Summer School:** Summer school employees may not use more than one (1) day of sick leave during the summer session and will not be eligible for any other leaves in this Article. Unused summer sick leave shall be credited to the employee's regular sick leave balance.
- D. Sick leave shall be cumulative.
- E. On the first day of every school year, every employee shall receive a sick leave allotment credit equal to the employee's sick leave entitlement for the school year. An employee may use such credited sick leave at any time during the school year.
- F. Employees who work less than full time (day or year) shall earn sick leave on a basis proportional to that of a full-time employee in a similar position.
- G. Accrued sick leave shall be reduced only for time lost wherein the employee would otherwise be required to render service to the District.
- H. The District may require a physician's statement when an employee is absent for six (6) or more consecutive days. When such verification is required of a sick leave less than six (6) days, the District may only require the verification for good cause. In those cases where an employee is aware that such employee will be absent for twenty (20) days or more, the employee shall notify the immediate supervisor of the situation and provide the District with a statement from the employee's physician confirming the disability and prognosis and an estimate of the anticipated term of absence. When that term is indefinite, a subsequent statement may be required by the District. In such cases and prior to the employee's return to such employee's assignment, a statement from the physician verifying the employee can return to the employee's assignment, without detriment to health, must be submitted to the immediate supervisor upon return of duty. The supervisor will forward the information to the Human Resources Office. At District expense, the District may require a statement from a physician of its choice verifying the employee's ability to perform the tasks entailed in the employee's assignment.
- I. An employee who uses sick leave, in order to keep an appointment with a physician or dentist, will have the time absent charged to sick leave unless the time absent is after the time of the last regularly scheduled student dismissal during a normal school day or is prior to the beginning of the regular school day or in the last hour of a non-instructional

employee's workday. Such leave shall not interfere with regularly scheduled faculty meetings or duty responsibilities, and the employee shall notify the supervisor in advance of such an appointment. The District may only require verification of the employee's attendance at the appointment for good cause.

- J. An employee may utilize sick leave for disabilities caused or contributed to by pregnancy and recovery therefrom.
- K. If an employee is quarantined by the County or City Health Department of his county or city of residence because of the illness of another person, the absence shall be a paid leave and shall not be charged to sick leave. In all other circumstances involving quarantine the employee shall use sick leave. In all cases, the District shall require that the employee provide written verification of quarantine and the dates thereof from the controlling agency. Without such verification the absence may be unpaid.
- L. The District shall provide each employee with a written statement of the employee's total accrued sick leave, including the sick leave entitlement for the school year. Such statement shall be provided no later than November 1 of each school year.
- M. When an employee has used all or a portion of the sick leave allowable and subsequently fails to serve the District for the full school year, an appropriate dollar amount shall be deducted from the employee's final salary warrant. The appropriate amount shall equal the employee's daily rate of pay times the number of sick leave days used but unearned.
- N. Extended Illness Leave
 - 1. During each school year, when a bargaining unit member has exhausted all available sick leave, including all accumulated sick leave and continues to be absent from his or her duties on account of illness or accident for an additional period of five (5) school months, whether or not the absence arises out of or in the course of the employment of the bargaining unit member, the amount deducted from the salary due him or her for any of the additional five (5) months in which the absence occurs shall not exceed the amount paid for a substitute employee, employed to fill his or her position during this or her absence, but in no case shall this amount be less than fifty per cent (50%) of the employees regular salary.
 - 2. For purpose of section one above:
 - (a) The sick leave, including accumulated sick leave, and this five (5) month period shall run consecutively.
 - (b) A bargaining unit member shall not be provided more than one five month period per illness or accident. However, if a school year terminates before the five-month period is exhausted, the bargaining unit member may take the balance of the five-month period in the subsequent school year.
 - 3. This section shall be applicable whether or not the absence from duty is by reason of a leave of absence granted by the District.

4. When a bargaining unit member has exhausted all available sick leave, including accumulated sick leave, and continues to be absent on account of illness or accident for a period beyond the five-month period provided pursuant to Ed. Code #44977 and the member is not medically able to resume the duties of his or her position, the member shall, if not placed in another position, be placed on a re-employment list of twenty-four (24) months if the member is on probationary status, or for a period of thirty-nine (39) months if the member is on permanent status. When the bargaining unit member is medically able, during the 24 or 39 month period, the member shall be returned to employment in a position for which he or she is credentialed and qualified. The 24-month or 39-month period shall commence at the expiration of the five-month period provided pursuant to Ed. Code #44977.

Section 4 - Industrial Illness and Accident.

Employees shall be granted paid leave for absences caused by industrial accidents or illnesses. Employees are covered by Workers' Compensation Insurance for any injury or illness arising out of, and in the course of, their employment.

- A. Total allowable leave shall be sixty (60) days during which the schools are required to be in session or when the employee would otherwise have been performing work for the District.
- B. Leave will begin on the first day of absence after the date of injury.
- C. Industrial injury/illness leave must be authorized in writing by a physician.
- D. Industrial accident/illness leave shall be reduced by one (1) day for each day of authorized absence.
- E. An employee shall be deemed to have recovered from an industrial accident/illness and thereby able to return to work with reasonable accommodation at such time as the attending physician verifies there has been a recovery. The District, at its own expense, may request the opinion of another physician.
- F. During the first sixty (60) days of industrial injury/illness leave, the injured employee shall be paid his full salary.
- G. When an industrial accident/illness leave overlaps into the next fiscal year, the employee shall be entitled to only the amount of unused leave due such employee for the same illness or injury.
- H. When entitlement to industrial accident leave has been exhausted, all sick leave benefits accrued as an employee may commence, in accordance with this Agreement.
- I. Following the expiration of the 60-day Industrial Leave, regular sick leave may be used. If the employee receives workers' compensation benefits while on sick leave, such employee will receive that portion of sick leave pay which, when added to the temporary disability benefit, will equal the employee's regular salary.

- J. During periods of injury or illness, any employee receiving benefits as a result of this section shall remain within the State of California. Approval for travel outside the state must be obtained from the District. Failure to obtain such approval may result in a loss of benefits as provided in this section.
- K. An employee report of industrial accident or illness must be on file in the Human Resources Office.
- L. Modified Work Program. When an employee with an industrial accident or injury is determined by the attending physician to be able to return to work with restrictions, the following shall occur:
 - 1. A conference will be held to include the employee, the employee's supervisor and a representative of the District Employee Services Office to determine if the employee can return to his/her regular job within the restrictions. A RCTA representative shall be present if requested by the employee.
 - 2. If it is determined by the Administrator, Employee Services, that the employee cannot perform his regular assignment, consideration will be given to a modified position within the restrictions at the regular work site, which the employee could fill on a temporary basis.
 - 3. Should no appropriate assignment be available at the employee's regular worksite, a temporary assignment within the restrictions will be identified elsewhere in the District for the employee. The employee shall be entitled to twenty-four (24) hours notice prior to beginning an assignment. A different assignment on the following work day would only require notification prior to the end of the current workday.
 - 4. Refusal of an assignment within the physician's restrictions will stop leave eligibility if the assignment is the same as the employee's regular assignment.
 - 5. The employee shall not be required to work a temporary assignment if it is for less than the employee's regular assignment.
 - 6. The employee shall be paid the same rate of pay as though the employee was working the employee's normal assignment.
 - 7. The Modified Work Program will be reduced to writing and signed by all parties.

Section 5 - Health Leave.

- A. An employee shall be granted a leave of absence without pay for reasons of health. Such leave will be for a period no longer than one (1) year. A Statement of Need by a physician is required with the ~~application~~ written request. The District may obtain, at District expense, the opinion of a physician chosen by the District. Probationary or tenure status of an employee requesting Health Leave will not be affected if the provisions for ~~application~~ request are fulfilled. An employee may be granted, upon request, a shorter period of leave

if such is considered by the District to be in its interest, and such leave is consistent with the Statement of Need.

- B. The employee shall notify the District of the employee's intended return date at least two (2) weeks in advance of the expiration date of the leave. Failure to provide such notice may be cause for termination.
- C. The request to return from a Health Leave shall be accompanied by a statement from the employee's physician indicating that the employee can return to full-time employment without detriment to the employee's health. The District may request, at District expense, the opinion of a physician chosen by the District.
- D. An employee on Health Leave for twelve (12) months or more shall be placed on a reemployment list at the expiration of the Health Leave. Such an employee will remain eligible for reemployment for thirty-nine (39) months. At the end of that period the employee's employment rights shall end. Should the employee be able to return to work during the thirty-nine (39) month period, the employee will be returned to regular status upon request at the beginning of the next school year, or earlier if a position exists for which the employee is qualified.

Section 6 - Maternity Leave.

Absence from the job for disabilities caused or contributed to by pregnancy and recovery therefrom are treated the same as any other short term or long term temporary disability or illness.

- A. Pregnant employees do not need to provide the District with a physician's statement to remain on the job at any time prior to childbirth, unless the employee's performance of duties is affected by her condition.
- B. Paid Sick Leave may be used for absence due to pregnancy. Absence preceding childbirth which exceeds six (6) days may require a physician's statement. Absence for six (6) weeks or less following the birth does not require a physician's statement; absence which exceeds six (6) weeks will require a physician's statement for the employee to continue to be eligible for sick leave status. If accrued sick leave is exhausted during the period of sick leave eligibility, the employee will receive extended sick leave benefits of not less than half pay.
- C. For normal pregnancy, most physicians release employees to return to work no later than six (6) weeks after childbirth. Generally, in the absence of a physician's statement that the employee's condition would prevent her from returning to work, the Human Resources Office will assume that six (6) weeks after childbirth the employee is no longer "disabled" and is, therefore, no longer eligible for sick leave benefits. Should the employee wish to remain off work for a longer period of time for such purposes as child rearing, nursing, illness of the child and the like, an application for Parenthood Leave, which is an unpaid leave, should be submitted to the Human Resources Office. Such leave is normally granted

for not less than a semester or for the remainder of the semester in which it begins. An application for Parenthood Leave prior to childbirth should request that the leave begin "at the expiration of sick leave benefits."

Section 7 - Parenthood Leave.

- A. At any time during the eight (8) months prior to becoming a parent or within thirty (30) days thereafter, an employee who is not eligible for or does not wish to use sick leave for pregnancy may be granted an unpaid leave of absence under this section. The employee's request shall be made in writing at least ten (10) school days prior to the anticipated starting date of the leave.
- B. A leave under this section shall normally be granted for not less than a full semester or for the remainder of the semester in which the request is filed. The District may grant a shorter leave when requested by the employee.
- C. If an employee is granted leave under this section and, after the leave is granted, the employee desires to return to work prior to the end of the leave, the employee may request immediate reinstatement to a position of like status and benefits. The District shall grant such a request when there is a vacancy for which the employee is deemed qualified by the District. At the time the leave would normally have ended, the employee shall be reassigned to the position held at the time the leave was granted, provided that the staffing at the previous school has not been reduced.

Section 8 - Adopting Parents Leave.

~~The District shall provide paid leave for an employee engaged in the procedures of legally adopting a child. These procedures include possible necessary travel, receipt of child, and legal responsibilities associated with the adoption. Such leave shall be limited to five (5) days.~~

Once a bargaining unit member has legal custody of an adopted child, he or she may use up to six (6) consecutive weeks of accrued sick leave to bond with the child. If two bargaining unit members are parents of the adopted child, only one is eligible for Adopting Parents Leave. Additional parental leave may be taken through Section 7 above.

Section 9 - Disability Leave.

- A. Any employee receiving a disability allowance from the State Teachers' Retirement System shall be placed on an unpaid leave status for a period not to exceed thirty-nine (39) months. At the end of the thirty-nine (39) month period, the employee's employment rights will end.
- B. If, during the thirty-nine (39) month period, the STRS determines that the disability no longer exists, the employee will be returned to regular status upon request at the beginning of the next school year.

Section 10 - Family Care and Medical Leave

The District shall comply with the requirements of the State and Federal Family Care and Medical Leave Acts pursuant to applicable State and Federal laws. The interpretation and implementation of these Family Care and Medical Leave (FCML) provisions shall not diminish any contract benefits afforded all eligible employees.

Section 11 - Bereavement Leave.

- A. A leave of absence with pay and without deductions from accumulated sick leave, not to exceed four (4) days, shall be granted to an employee when any member of the employee's immediate family dies. In the event of the death of an employee's spouse or dependent child, said leave shall be five (5) days. Two (2) additional days will be granted to an employee if travel of more than 200 miles one way or out of California is required because of the death of any member of the employee's immediate family.
- B. Any additional days requested beyond those provided by the bereavement leave policy must be handled through the provisions under the section, "Personal Necessity Leave."
- C. 1. "Immediate Family" means those relatives or step-relatives bearing the following relationships to the employee claiming Bereavement Leave or to the employee's spouse **or registered domestic partner.**

Mother	Son	Brother	Grandparent
Father	Daughter	Sister	Grandchild
Spouse/ <u>registered domestic partner</u>		Grandchild	Aunt
Uncle	Niece	Nephew	Step Child
Son-in-law	Daughter-in-law	Father-in-law	Mother-in-law
Sister-in-law	Brother-in-law		
- 2. Any person living in the employee's household shall be deemed to be a member of the immediate family.
- D. An employee may request approval from the Human Resources Office for bereavement leave to be used in relation to the death of relatives not designated as immediate family. The decision of the Human Resources Office to grant or deny such approval shall be final.

Section 12 - Personal Necessity Leave.

A regular full-time teacher may elect to use his/her annual accumulative illness or injury leave, not to exceed ~~eight (8)~~ **seven (7)** days per school year.

- A. Personal Necessity shall include any of the following:
 - 1. The death or illness of a member of the employee's immediate family.

2. An accident involving the employee's property or the person or property of a member of the employee's immediate family.
 3. Imminent danger to the home of an employee.
 4. An appearance of the employee in court as a litigant or as a witness under an official order. ~~The employee is expected to return to work in cases where he/she is released by the court prior to 1:30 p.m.~~
 5. Recognized days of observance of an employee's personal faith.
 6. Attendance at the memorial service or funeral of a fellow employee when such service is scheduled during a regular workday.
 7. Attending the high school or college graduation, or the middle school promotion of the employee's child, not to exceed one (1) day. **Two additional days will be granted to an employee if travel of more than 200 miles one way or out of California is required.**
 8. The birth or adoption of a child.
 9. Other personal necessity ~~which may be allowed at the discretion of the superintendent or superintendent's designee.~~ **must be approved by the site administrator and Human Resources.**
- B. Limits and Conditions: The following limits and conditions are placed upon allowing a personal necessity leave and personal necessity leave pay:
1. The days allowed shall be deducted from and may not exceed the number of full-pay days of sick leave to which the employee is entitled.
 2. Personal necessity leave shall not be granted during a scheduled vacation or a leave of absence.
 3. Payment for such absence shall be made only upon completion of a written report by the employee to the District stating that the absence was due to a situation designated as a personal necessity within the meaning of this section. The District may deny the employee's request if the leave was not a personal necessity within the meaning of this section.
- C. Personal Business Leave: Employees shall be eligible to use up to ~~three (3)~~ **four (4)** days of unrestricted personal business leave per each school year, to be deducted from any available sick leave days accrued. Employees shall be required to give the District reasonable advance notice to use such personal business leave. Such days shall not be used to extend holidays or scheduled recesses, on track change days, or on any student release day.

Section 13 - Unpaid Personal Leave.

- A. The District may grant an unpaid leave of absence of a year or less to a tenured employee requesting such leave for personal reasons if the reasons stated are considered valid by the District. The decision of the District shall be final.
- B. Application for an unpaid leave of absence of any length must be made to the Human Resources Office. An employee who accepts a position in another district while on unpaid leave may be terminated.
- C. An employee granted an unpaid personal leave by the District may purchase any insurance plan he has in force the day before the leave begins unless the carrier of the employee's insurance plan prohibits such sale. The period for which such purchase may be made shall be subject to the carrier's limitations.

Section 14 - Jury Duty Leave.

When an employee is on jury duty, that employee shall receive his regular earnings, provided that the employee reimburse to the District the jury duty fees received by the employee. The employee may retain any mileage reimbursement. The employee will be released from work without loss of pay for the required hours of jury service. When an employee is selected to serve on a jury which is expected to serve for more than two weeks, the District will make reasonable efforts to secure an appropriate substitute who will serve for such period in an attempt to provide continuity for the class assigned to the teacher on leave. If an employee is serving jury duty and has been released for part of a day, the employee shall report immediately to his or her supervisor and continue service for the remainder of the workday, unless such release is after 1:30 p.m. The District and the Association shall recommend to all District employees that they request that jury duty service be deferred to non-work days.

Section 15 - Court Appearance Leave.

- A. Employees subpoenaed by the court as a witness in any court action involving the district, or subpoenaed as a witness because of their District duties, shall suffer no loss of compensation for the time they are required by the court to be away from their District assignment.
- B. An employee subpoenaed by the court as a witness in a case that is not directly related to the employee's employment in the school district shall, upon request, be granted personal necessity leave. When personal necessity leave has been exhausted, the cost of a substitute shall be withheld from the employee's pay for each day the court requires that the employee absent himself from work.
- C. An employee who is either a plaintiff or a defendant in a case which does not involve the District shall be granted personal necessity leave to appear in court as required by law. When personal necessity leave has been exhausted, the employee shall be granted unpaid leave to appear in court as required by law.

- D. Employees who appear as litigants against the District in any court action will be granted unpaid leave.
- E. Employees appearing in court on behalf of and/or at the request of the District shall be granted paid leave for whatever time such appearances in court cause the employees to be absent from work.

Section 16 - Conference Attendance Leave.

- A. The District shall attempt to provide employees with paid leave for purposes of attendance at conferences related to the improvement of job performance. The amount of such leave shall be determined by the District in its sole discretion.
- B. Employees who wish to attend a conference for the purpose of improving performance shall submit a Request for Conference Attendance form to their immediate supervisor at least five (5) days prior to the conference date.
- C. The immediate supervisor and/or the Assistant Superintendent shall have the authority to approve or deny the request for conference attendance.
- D. Consistent with District policies concerning expenses, expenses incurred will be reimbursed by the District. If lesser amounts of expense reimbursement will be allowed, the employee will be so notified prior to the conference.

Section 17 - Military Leave.

- A. Employees who are members of any reserve corps of the Armed Forces of the United States or of the National Guard, or who are inducted, enlist, or who are otherwise ordered to active military service, shall be granted such leave and Military Leave pay as provided in the military and veterans' code. If they elect to return to the District upon honorable discharge, their placement on the salary schedule will be made with consideration given for the years served during this Military Leave.
- B. In all cases when an employee is ordered to duty during the normal school year, a copy of the orders affecting such leave must be provided for the employee's records in the Human Resources Office. This must be accomplished prior to the actual beginning date of such leave. Reserve duty is usually for two (2) weeks and this absence will not cause loss of pay.
- C. Employees on an extended leave of absence for military service and who, upon discharge, do not return to District service by the beginning of the semester following the discharge may ~~result in termination~~ **be terminated**.

Section 18 - Study Leave.

- A. After having acquired tenure, an employee may, at the discretion of the District, be granted a leave of absence without pay for the purpose of educational improvement and

advancement. This leave of absence would be for a full school year. An additional year of leave may be granted where completion of the courses for advancement requires an extension of time and when it will not cause a hardship to the District.

- B. Semester leaves may be granted under this policy if the request is given prior to November 1 for the second semester and June 1 for the first semester, and a suitable replacement can be secured.
- C. Employees must provide the District with written notice no less than thirty (30) days before the expiration date of the leave, or before May 15, whichever is earlier, of their intention to return. Failure to so notify the District will be considered as notice that the employee will not return, and the employee will be terminated.

Section 19 - Teacher Exchange Leave.

The District shall cooperate with employees who wish to participate in foreign teacher exchange programs.

Section 20 - Leaves of Absence for Employees Elected to the Legislature.

- A. A tenured employee who is elected to the State Legislature or Congress shall be granted, upon request, an unpaid leave of absence for the length of the term or terms in office.
- B. Employees on such leave shall notify the District of intended return at least six (6) weeks prior to the expiration date of the leave.

Section 21 - Extensions of Leave.

The District may grant an extension of Study Leave, Parenthood Leave, Health Leave, and/or Unpaid Leave to an employee. A physician's statement may be required by the District to support a request for extension of Health Leave.

Section 22 - Misuse of Leave.

An employee may take a leave of absence only under the provisions specified in this section. Other leaves, without District approval, will result in loss of pay and disciplinary action. Leaves of absence shall not be used for strikes, walkouts, or other concerted actions related to employment dissatisfaction. Employees who accept positions in other school districts while on leave may be terminated.

Section 23 - Catastrophic Leave Bank.

- A. Intent of Bank.

The District and the Association agree to the establishment of a Catastrophic Leave Bank effective July 1, 1997. The intent of this bank is to provide additional financial protection to

those unit members who incur a period of prolonged non-industrial serious illness or hospitalization.

B. Participation/Eligibility.

Certificated unit members with more than 10 (ten) days of accumulated sick leave and at least one year of service (at least 75% of the school year) in the ~~e~~District may participate in the Catastrophic Leave Bank. Unit members who elect to join the Catastrophic Leave Bank may join the bank only during open enrollment periods and must have a waiting period of thirty (30) calendar days after joining the bank before becoming eligible to withdraw from it.

The Catastrophic Leave Bank shall not be available to any unit member during a leave of absence. Unit members returning from a Board approved extended leaves of absence shall have thirty (30) calendar days from the first day of employment to sign up for participation in the Catastrophic Leave Bank if the open enrollment period has expired.

C. Donation of Days.

A unit member may elect to participate in the Catastrophic Leave Bank by donating at least one (1) day (1 day = current daily hours assigned) of his/her accumulated sick leave to the Catastrophic Leave Bank. No member shall contribute more than five (5) days to the Catastrophic Leave Bank in any one open enrollment period. The unit member shall make this donation by filing an appropriate form with the Catastrophic Leave Bank Committee during the open enrollment period. This donation shall be irrevocable. A donation to the Catastrophic Leave Bank must be made from the unit member's accumulated sick leave and shall not be designated to a specific unit member for his/her exclusive use.

D. Administration of the Bank.

A Catastrophic Leave Bank Committee shall administer the Catastrophic Leave Bank. The Committee shall consist of six (6) members, three appointed by the Superintendent and three appointed by the Association. The Catastrophic Leave Bank Committee shall be responsible for receiving leave requests, verifying the validity of requests, approving or denying requests, communicating its decision to affected unit members and the Superintendent, determining when new sick leave assessments of bank members will be made, and soliciting donations of sick leave from eligible unit members.

E. Additional Donations.

Additional donations will be assessed of each participant if the number of hours in the bank fall below (1500 hours). Such assessments shall be made in writing and approved by the unit member to continue current participation in the bank. Unit members who are drawing from the bank at the time of the assessment will not be required to contribute in order to remain eligible to receive benefits from the bank.

F. Enrollment Procedures. The District shall establish an open enrollment period each year for unit members to participate in the Catastrophic Leave Bank. Such enrollment period shall be

July 1 through October 1. Once a unit member becomes a participant in the Catastrophic Leave Bank, he/she shall not be required to re-enroll each year, but a unit member shall be required to renew their participation in the bank whenever member assessments are required by the Catastrophic Leave Bank Committee.

G. Procedures to Use/Withdraw Sick Leave - Conditions and Restrictions.

1. In order to be eligible to withdraw catastrophic leave from the bank, the unit member must be a participant and have exhausted all of his/her current and accumulated sick leave including any Worker's Compensation benefits.
2. The benefits of this leave must be used prior to being compensated for differential pay where that applies.
3. A unit member electing to use the Catastrophic Leave Bank shall complete an appropriate form in order to make a draw on the bank. The unit member must submit this form to the Catastrophic Leave Bank Committee for processing. In the request, the unit member shall clearly state the details of his/her injury/illness and the number of days of sick leave he/she is requesting from the bank. Appropriate written verification of the illness or injury, including, but not limited to, an off work order signed by the unit member's physician must be included with the request. The unit member should be prepared to provide additional documentation on the nature and severity of the illness or injury if requested by the Catastrophic Leave Bank Committee, and decisions of that committee shall be final.
4. In the event that the unit member is personally unable to apply for catastrophic leave, an immediate family member or unit member's agent may make the request for the applicant.
5. When the unit member may reasonably be presumed to be eligible for disability retirement under STRS, or, if applicable, Social Security, he/she may be required to apply for such retirement. Failure of the unit member to submit a complete application, including medical information provided by the applicant's physician, within twenty (20) calendar days, will disqualify the unit member from further Catastrophic Leave Bank benefits.

H. Allowable Duty Days. The maximum number of duty days allowed to be utilized by one unit member for a single injury/illness shall not normally exceed twenty (20) duty days. The number of sick bank days needed by the unit member shall be specified in the request. The unit member may request up to the twenty (20) additional days by filing an additional request for consideration by the Catastrophic Leave Bank Committee. Any days approved by the committee but unused by the unit member shall be returned to the Catastrophic Leave Bank. No unit member shall receive more than forty (40) days for a single injury/illness from the Catastrophic Leave Bank.

I. Method of Payment. When a unit member uses a day from the Catastrophic Leave Bank, pay for that day shall be at the same rate the unit member would have received had he/she worked that day. No distinction shall be made as to the differing pay rates of the donor or the recipients.

- J. Cancellation of Participation. Cancellation of the unit member's membership in the Catastrophic Leave Bank occurs automatically whenever he/she fails to make an assessed contribution. The unit member shall not be eligible to draw from the bank as of the effective date of cancellation. Sick leave previously authorized for contribution to the Catastrophic Leave Bank shall not be returned to the unit member's account of accumulated sick leave.
- K. Accounting. By September 20th of each year, the Payroll Office shall provide the Catastrophic Leave Bank Committee with a statement detailing the number of days withdrawn from the Bank during the past year and the number of days available in the bank as of the first of July of the current year.
- L. Termination of Catastrophic Leave Bank. If the Catastrophic Leave Bank is terminated for any reason, the hours remaining in the bank shall be equally distributed to the current members of the Catastrophic Leave Bank. In the event of a natural disaster or catastrophic event, the Superintendent shall retain the right to suspend the provisions of this ~~article~~ **section**.
- M. Hold Harmless. The Association agrees that it will not file, on its own behalf or on behalf of any unit member, any grievance, claim or lawsuit of any kind related to any attempt by a unit member to retrieve donated sick leave used by another unit member pursuant to this provision. The Association also agrees that it will not file, on its own behalf or on behalf of any unit member, any grievance, claim or lawsuit of any kind which attempts to challenge in any way the legality of enforcement of this provision.

The Association agrees to defend, indemnify, and hold harmless the District from any loss or damages arising from the implementation of this provision.

In the event of any grievance, claim or lawsuit challenging the legality or enforcement of this provision, the District may terminate this provision upon written notice to the Association.

ARTICLE XXI - MISCELLANEOUS PROVISIONS

(Changes subject to Ratification, April/May, 2011)

Section 1 - Term of Agreement.

This agreement shall remain in full force and effect up to and including June 30, 2009 2013; and thereafter shall continue in effect year by year unless one of the parties notifies the other in writing no later than March 15, nor earlier than February 15, ~~2007~~ of its request to modify, amend, or terminate the Agreement, ~~and further provided that salary shall be in effect only through June 30, 2007; medical benefit provisions shall be in effect only through December 31, 2007; and negotiations as to those matters may be held upon notification as above provided. For the 2007/2008 contract year, either party may re-open Article VIII Wages (with appendices), and not more than one (1) additional Article to be re-negotiated at the same time as the salary provisions, by notifying the other in writing no later than March 15, nor earlier than February 15, 2007. Each year during the term of the Collective Bargaining Agreement, the parties will discuss wages and health benefits. Up to two (2) additional articles for each party and other articles by mutual agreement shall be sunshined between February 15 and March 15. Medical benefit provisions shall be in effect through December 31. At any time, the parties will discuss any specific issue that can be addressed through a Memorandum of Understanding.~~

Section 2 - Completion of Negotiations.

During the term of this Agreement, the Association and the District expressly waives and relinquishes the right to meet-and-negotiate with respect to any subject or matter whether referred to or covered in this Agreement or not, even though each subject or matter may not have been within the knowledge or contemplation of either or both the District or the Association at the time they met and negotiated this Agreement, and even though such subjects or matters were proposed and later withdrawn.

Section 3 - Effect of This Agreement.

It is understood and agreed that the specific provisions contained in this Agreement shall prevail over District practice and procedures and over state laws to the extent permitted by state law, and that in the absence of specific provisions in this Agreement, District practices and procedures are discretionary. This written Agreement sets forth the full and complete agreement between the Parties concerning the subject matter hereof and supersedes all prior informal or formal agreements thereon. There are no valid or binding representations, inducements, promises, or agreements, oral or otherwise, between the parties that are not embodied herein.

Section 4 - Copies of Agreement.

Within ~~thirty (30)~~ **forty-five (45)** calendar days of the execution of the Agreement by both Parties herein, the District shall ~~have copies prepared and delivered to the Association for distribution to each employee.~~ **distribute the Collective Bargaining Agreement as follows:**

- A. Paper copy to each worksite that is accessible to staff, each negotiations team member, and each bargaining unit member upon request**
- B. Electronic copy in PDF format to all bargaining unit members and new employees**
- C. Website accessible**
- D. 100 paper copies, initially, to RCTA**

RIVERSIDE UNIFIED SCHOOL DISTRICT
MISCELLANEOUS SALARY PROVISIONS

Effective July 1, 2008
~~1% Increase Over January 1, 2008~~
(Changes subject to Ratification, April/May, 2011)

BILP Contract	\$31.06 per hour assigned
Curriculum Development	\$31.06 per hour assigned
Elementary Class Dispersal	Current long-term substitute rate divided by the number of teachers taking students
Other Extra Duties Not Specified	\$31.06 per hour assigned
Saturday Supervision of Independent Study	\$31.06 per hour assigned
Saturday Inservice Attendance	\$21.90 per hour assigned
Attendance of Other Inservice Classes for Which the District Offers Employees Pay to Attend	\$21.90 per hour assigned
Substituting During Conference Period	20% of current long-term substitute rate
Workshop Presenter	\$41.05 per hour assigned
<u>Time Keeper, Ticket Seller, & Ticket Taker</u> <u>(if not performing duties in Article X, Section 6)</u>	<u>\$25 per assignment</u>

All of the above assignments are voluntary with the exception of Substituting During Conference and mandated Project Inservice attendance.

RIVERSIDE UNIFIED SCHOOL DISTRICT

COACHING STIPENDS - SALARY SCHEDULE

Effective July 1, 2008

1% Increase over January 1, 2008

(Subject to Ratification, April/May, 2011)

STEP	COLUMN	4%	5%	6%	7%	8%
1	"A" X %	\$1,876	\$2,344	\$2,813	\$3,281	\$3,751
2		\$1,903	\$2,380	\$2,855	\$3,331	\$3,807
3		\$1,937	\$2,421	\$2,906	\$3,390	\$3,874
4		\$2,002	\$2,503	\$3,003	\$3,504	\$4,004
5		\$2,077	\$2,597	\$3,117	\$3,634	\$4,154
6		\$2,154	\$2,695	\$3,233	\$3,771	\$4,310
7		\$2,236	\$2,795	\$3,354	\$3,913	\$4,471
8		\$2,320	\$2,899	\$3,478	\$4,059	\$4,639
9		\$2,407	\$3,009	\$3,610	\$4,211	\$4,814
10		\$2,497	\$3,121	\$3,746	\$4,369	\$4,993

The above schedule is for either men's or women's sports.

BADMINTON

(5) Var. Head
(4) Asst.

CROSS COUNTRY

6% Head
5% Asst.

TENNIS

6% Var. Head
5% Asst.

BASEBALL

7% Var. Head
6% Var. Asst.
6% J.V. Head
6% Frosh/Soph Head

FOOTBALL

8% Var. Head
6% Var. Asst.
6% J.V. Head
5% J.V. Asst.
6% Frosh/Head
5% Frosh/Asst

SOCCER

6% Head
5% Asst.
5% J.V.

TRACK

6% Var. Head
5% Asst.

BASKETBALL

7% Var. Head
6% Var. Asst.
6% J.V. Head
6% Frosh/Soph

GOLF

4% Var. Head

SOFTBALL

7% Var. Head
6% Asst.
6% J.V. Head

VOLLEYBALL

6% Head
5% Asst.

SWIMMING

6% Var. Head
5% Asst.

WATER POLO

6% Head
5% Asst.

WRESTLING

6% Var. Head
5% Asst.

TRAINER

4% Per Session

The steps indicate years of verified paid experience in this activity in RUSD or other school districts.

SPRING FOOTBALL:

\$336 per year per school

ATHLETIC DIRECTOR:

(8) Step 10 and one (1) period released time plus prep.

ASSISTANT ATHLETIC DIRECTOR: (6) Step 10 and one (1) prep period.

Summer Sports Camp: \$31.06 per hour (maximum hours pre-approved and paid by Booster Club)

Appendix -A8-
RIVERSIDE UNIFIED SCHOOL DISTRICT
EXTRA DUTY PAY SCHEDULE-ANNUAL STIPENDS
Effective January 1, 2008

STEP	COLUMN						
	A x %	1.7%	3%	4%	6%	8%	
1	\$46,882	\$797	\$1,407	\$1,876	\$2,813	\$3,751	
2	\$47,592	\$809	\$1,427	\$1,903	\$2,855	\$3,807	
3	\$48,425	\$823	\$1,452	\$1,937	\$2,906	\$3,874	
4	\$50,050	\$851	\$1,502	\$2,002	\$3,003	\$4,004	
5	\$51,927	\$883	\$1,557	\$2,077	\$3,117	\$4,154	
6	\$53,871	\$916	\$1,616	\$2,154	\$3,233	\$4,310	
7	\$55,895	\$950	\$1,678	\$2,236	\$3,354	\$4,471	
8	\$57,989	\$986	\$1,740	\$2,320	\$3,478	\$4,639	
9	\$60,165	\$1,023	\$1,805	\$2,407	\$3,610	\$4,814	
10	\$62,420	\$1,061	\$1,872	\$2,497	\$3,746	\$4,993	

1.7%

Elementary School Team Leader

Three Percent (3%)

SST Chair
Case Carrier (other than Spec. Ed Teacher)–
Future Business Leaders of America
Model U.N. ** (Strikeout **)
Bilingual Teachers **in bilingual classroom settings/dual immersion program**, BCC/BCLAD certification
(LDS/CLAD certification = \$750/year)

Four Percent (4%)

Academic **Competition Advisor** Decathlon **
College Bowl **–
Environthon Coach
Flag Advisor
Freshman or Sophomore Class Advisor
Winter Guard
Mock Trial **
High School Magazine
High School Concert Band
High School Marching Band, Assistant Director
High School Drama, Assistant Teacher
Middle School Intramurals
Middle School Yearbook Sponsor
Middle School Choir Director
Middle School Orchestra
Middle School Dance
Middle School Drill Team (1/2 stipend if team has classtime practice)
Middle School Student Council Advisor (1/2 stipend if assigned as a regular class)

Six Percent (6%)

High School Yearbook
High School Orchestra
High School Newspaper
Middle School Band Director
Junior or Senior Class Advisor

Eight Percent (8%)

High School Marching Band *
High School Drama
High School Pep Squad *
High School Drill Team *
High School Dance
High School Choir
High School Speech and Forensics
High School Director of Activities
(with no released time)

The steps indicate years of verified paid experience in this **RUSD** or other school districts.

* Directors shall receive a weekly prorate of their stipend for each week of CIF playoff competition, if their unit performs.

** Academic ~~Decathlon~~, Mock Trial, Model U.N. and college Bowl **Competition** advisors shall receive an additional 25% of their stipend if team advances to state level, and an additional 25% if team advances to national competition. **Academic**

competitions are based upon regular practice; coaching; teaching or training students; team activity; a defined season; and multiple competitions.

TEACHER GROUP LEADERS/CATEGORICAL PROGRAM SPECIALISTS

Elementary Schools: _____ \$233.77 per F.T.E. teachers in group
(Minimum = \$701, Maximum = \$2,339)
Secondary Schools: \$49.13 per class section in department (without released time)
(Minimum = \$736, Maximum = \$2,457)

AGREE:

For the District

For the Association

Date _____

Date: _____

**Board Meeting Agenda
June 20, 2011**

Topic: Resolution No. 2010/11-77 – Resolution of the Board of Education of the Riverside Unified School District Approving the Purchase of Materials and Services from Carrier Corporation for Increased Service and Repair of the HVAC Chiller at Riverside Polytechnic High School Due to Unforeseen Conditions and Requesting Relief From Bidding Under California Public Contract Code Section 20113

Presented by: Michael H. Fine, Deputy Superintendent, Business Services and Governmental Relations

Responsible

Cabinet Member: Michael H. Fine, Deputy Superintendent, Business Services and Governmental Relations

Type of Item: Action

Short Description: The Board of Education is being asked to adopt Resolution 2010/11-77 to approve an unforeseen increase in service and repair of the HVAC Chiller at Poly High School due to unforeseen conditions and requesting relief from bidding under California Public Contract Code Section 20113.

DESCRIPTION OF AGENDA ITEM:

In October 2010 upon routine inspection of the chiller at Poly High School serving the 500, 600 and library wings conditions of short cycling, refrigerant lose and abnormal noise were observed and routine maintenance was ordered. Over the course of repairs and further inspection, additional repairs were necessary to rebuild the compressor unit. This necessitated the disassembly of the compressor where further damage was discovered that included partial failure of the main bearing. This failure caused vital internal components to move beyond tolerance and hit each other causing further damage within the chiller.

All work was evidentially stopped and other contractors asked to inspect the chiller and provide scope of repairs and estimates. On March 25, 2011, after soliciting Uniform Construction Cost Accounting Procedures (UCCAP) formal proposals from three companies, a contract was entered into with Carrier Corporation for basic rebuild included exclusions for unforeseen further damage. Further damage was discovered requiring extensive machine work be performed at an

additional cost of \$21,543 which is beyond the ten percent change order limitations, and resulting in a further six week delay threatening operational status into August 2011.

California Public Contract Code Section 20113 provides, in part, when any repairs, alternations, work or improvement is necessary to any facility or public schools to permit the continuance of existing school classes, that the governing board of a school district may, by unanimous vote, and with the approval of the county superintendent, make a contract in writing for the performance of labor and furnishing of materials or supplies for the purpose without advertising for or inviting bids.

The attached resolution has been prepared approving the purchase of materials and services from Carrier Corporation to complete the repairs on the subject chiller unit and requesting relief from bidding under California Public Contract Code Section 20113. There is no upside economic value in bidding, and actually may result in additional project costs.

FISCAL IMPACT: Increased repair cost of \$21,543 resulting in total project cost of \$98,304.39. Relief from bidding will save administrative expenses estimated at \$1,000, and potential extended rental expenses associated to temporary chiller.

RECOMMENDATION: It is recommended that the Board of Education adopt Resolution No. 2010/11-77 approving the purchase of materials and services from Carrier Corporation for increased service and repair of the HVAC Chiller at Riverside Polytechnic High School due to unforeseen conditions and requesting relief from bidding under California Public Contract Code Section 20113.

ADDITIONAL MATERIAL: Resolution No. 2010/11-77

Attached: Yes

RIVERSIDE UNIFIED SCHOOL DISTRICT

RESOLUTION 2010/11-77

Resolution No. 2010/11-77 - Resolution of the Board of Education of the Riverside Unified School District Approving the Purchase of Materials and Services from Carrier Corporation for Increased Service and Repair of the HVAC Chiller at Riverside Polytechnic High School Due to Unforeseen Conditions and Requesting Relief From Bidding Under California Public Contract Code Section 20113

WHEREAS, in October 2010 upon routine inspection of the chiller at Riverside Polytechnic High School serving the 500, 600 and library wings conditions of short cycling, refrigerant lose and abnormal noise were observed and routine maintenance was ordered for a cost of \$14,314.39; and

WHEREAS, upon routine maintenance of the subject chiller it was discovered that the un-loader unit (component of the compressor) required a rebuild, and subsequently parts and service were ordered and repairs commenced in January 2011; and

WHEREAS, during the repairs to the compressor un-loader unit and with the compressor disassembled further damage was discovered that included partial failure of the main bearing that caused vital internal components to move beyond tolerance and hit each other at which time all work was stopped and other contractors asked to inspect the chiller and provide scope of repairs and estimates; and

WHEREAS, based on an increased scope of work, the Riverside Unified School District (District) utilizing the Uniform Construction Cost Accounting Procedures (UCCAP) solicited formal proposals resulting in one acceptable proposal from three companies; and

WHEREAS, on March 25, 2011, the UCCAP bid from Carrier Corporation for basic rebuild was selected at a cost of \$62,447 and included exclusions for unforeseen further damage; and

WHEREAS, upon continued repair further damage was discovered requiring extensive machine work be performed at an additional cost of \$21,543 which is beyond the ten percent change order limitation, and resulting in a further six week delay threatening operational status into August 2011; and

WHEREAS, California Public Contract Code Section 20113 provides, in part, when any repairs, alterations, work or improvement is necessary to any facility or public schools to permit

the continuance of existing school classes, or to avoid danger to life or property that the governing board of a school district may, by unanimous vote, and with the approval of the county superintendent, make a contract in writing for the performance of labor and furnishing of materials or supplies for the purpose without advertising for or inviting bids.

NOW, THEREFORE, BE I T RESOLVED that the Board of Education of the Riverside Unified School District finds and determines that it is in the best interest of the District to:

1. Purchase materials and services from Carrier Corporation on a time and material basis, as detailed on the appropriate District Purchase Order and / or contract form for the additional machine work to repair the damaged components; and
2. Request approval from the Riverside County Superintendent of Schools of the above identified purchase.
3. Authorize the District Superintendent or designee to take any necessary action to carry out the terms of this resolution and return the chiller to operational status prior to the beginning of the 2011-2012 school year.

APPROVED, PASSED AND ADOPTED by the Board of the Riverside Unified School District on the 20th day of June, 2011, by the following vote:

AYES:

NOES:

ABSTENTIONS:

Tom Hunt
President of the Governing Board of the Riverside Unified
School District

Attested to:

Gayle Cloud
Clerk of the Governing Board of the
Riverside Unified School District

**Board Meeting Agenda
June 20, 2011**

Topic: Policy #3112 - Fund Balance – First Reading

Presented by: Michael Fine, Deputy Superintendent, Business Services and Governmental Relations

Responsible
Cabinet Member: Michael Fine, Deputy Superintendent, Business Services and Governmental Relations

Type of Item: Action

Short Description: New Board Policy #3112 – Fund Balance – is recommended and is presented to the Board of Education for first reading.

DESCRIPTION OF AGENDA ITEM:

Governmental Accounting Standards Board (GASB) Statement No. 54, “Fund Balance Reporting and Governmental Fund Type Definitions” has been issued and is effective for the current 2010-11 fiscal year. Although initially planned to be a clarification of existing GASB statements, Statement No. 54 is a new statement and requires formalization of existing District practice.

As a result, Board Policy #3112 has been crafted and is presented for first reading. The policy refines some existing practices but makes no major changes in the District’s establishment or maintenance of fund balances and fund balance components.

FISCAL IMPACT: Adoption of Board Policy #3112 has no direct fiscal impact. Designation of fund balances to one of the five categories may or may not have a fiscal impact depending on each designation.

RECOMMENDATION: It is recommended that the Board of Education conduct a first reading, of Board Policy #3112 – Fund Balances. (At the Board’s option, they may waive the second reading and adopt Board Policy #3112.)

ADDITIONAL MATERIAL: 1) Proposed Board Policy #3112, 2) GASB Fact Sheet

Attached: Yes

BUSINESS AND NONINSTRUCTIONAL OPERATIONS

1.0 FUND BALANCE REPORTING

- 1.1 The Board of Education intends that the district ensure consistent treatment and reporting of fund balances and fund balance components.
- 1.2 The district shall establish and maintain reservations of fund balance in accordance with Governmental Standards Accounting Board (GASB) Statement No. 54, “Fund Balance Reporting and Governmental Fund Type Definitions” for all Governmental Funds.
- 1.3 Fund balances shall consist of five categories based upon the level of constraint placed on the use of the resources: Nonspendable, Restricted, Committed, Assigned and Unassigned.
 - 1.3.1 Nonspendable Fund Balance consists of funds that cannot be spent due to their form (e.g. inventories and prepaid expenses) or funds that legally or contractually must be maintained intact.
 - 1.3.2 Restricted Fund Balance consists of funds that are mandated for a specific purpose by external parties, constitutional provisions or enabling legislation.
 - 1.3.3 Committed Fund Balance consists of funds that are set aside for a specific purpose by direct action of the district’s governing board as of June 30 of the respective fiscal year.
 - 1.3.4 Assigned Fund Balance consists of funds that are set aside with the intent to be used for a specific purpose by the direct action or delegation by the district’s governing board. Funds may not be assigned if they will create a deficit in the Unassigned Fund Balance.
 - 1.3.5 Unassigned Fund Balance consists of excess general funds that have not been classified in the previous four categories. All resources in this category are considered spendable resources available for future spending.
 - 1.3.5.1 The district’s state required Reserve / Designated for Economic Uncertainties (R/DEU) is a component of the Unassigned Fund Balance.
 - 1.3.5.2 This category also provides the resources necessary to meet unanticipated or emergency financial obligations resulting from unexpected expenditures or revenue shortfalls.

1.3.5.3 Any budget revision that will result in the Unassigned Fund Balance dropping below the minimum level established by law shall require the approval of 2/3 vote of the district's governing board.

BUSINESS AND NONINSTRUCTIONAL OPERATIONS

1.0 FUND BALANCE REPORTING (Continued)

- 1.4 Special Revenue Funds (Fund No. 09-20) exist to account for specific program revenues, expenditures and fund balance. Unrestricted revenue and fund balance in Special Revenue Funds shall be classified as Committed Funds in order to carry out the operational purpose of the respective programs.
- 1.5 Unless legal requirements disallow it, the district shall spend the most restricted dollars before less restricted in the following order: Nonspendable (if funds become spendable), Restricted, Committed, Assigned and Unassigned.
- 1.6 The district's Superintendent or designee is granted the authority to commit or assign funds for specific purposes in accordance with district policy, generally accepted accounting principles, grant/entitlement conditions, budget conditions or other similar conditions.
 - 1.6.1 After the Superintendent or designee has committed funds, such designation shall be considered for ratification by the Board of Education at their next regular meeting when the meeting agenda includes the adoption of the annual budget, approval of estimated actuals, or approval of interim financial reports, but under no circumstances later than June 30 of the respective fiscal year.
 - 1.6.2 After the Superintendent or designee has assigned funds, such designation shall be reported at the Board of Education's next regular meeting when the meeting agenda includes the adoption of the annual budget, approval of estimated actuals, or approval of interim financial reports. The Superintendent or designee shall report to the Board of Education any assigned funds at least annually.

Legal References:

Governmental Accounting Standards Board Statement No. 54

Education Code

33128 Standards and Criteria

Initially Presented: June 20, 2011



Fact Sheet about Fund Balance Reporting and Governmental Fund Type Definitions

1. Why has the GASB issued new standards for reporting fund balance?

The GASB issued Statement No. 54, *Fund Balance Reporting and Governmental Fund Type Definitions*, to address issues related to how fund balance was being reported. The GASB's original intention was to clear up confusion regarding the relationship between reserved fund balance and restricted net assets. However, the GASB's research revealed that the existing standards guiding fund balance reporting were being interpreted inconsistently by different governments. Consequently, the fund balance information reported by many governments also was inconsistent. It also became clear that the understandability of fund balance information was affected and that financial statement users were unable to readily interpret reported fund balance information.

2. Why did the GASB decide not to just clarify the existing fund balance classifications (reserved, designated, unreserved)?

The GASB considered pursuing a solely educational approach to these issues. However, it became apparent based on interviews and survey results that, even if all governments interpreted the requirements consistently, the resulting information would not meet the needs of people who use fund balance information to identify available resources and assess liquidity and financial flexibility.

3. How will governments report fund balance in the future?

Fund balance will be displayed in the following classifications depicting the relative strength of the spending constraints placed on the purposes for which resources can be used:

- *Nonspendable fund balance*—amounts that are not in a spendable form (such as inventory) or are required to be maintained intact (such as the corpus of an endowment fund)
- *Restricted fund balance*—amounts constrained to specific purposes by their providers (such as grantors, bondholders, and higher levels of government), through constitutional provisions, or by enabling legislation
- *Committed fund balance*—amounts constrained to specific purposes by a government itself, using its highest level of decision-making authority; to be reported as committed, amounts cannot be used for any other purpose unless the government takes the same highest-level action to remove or change the constraint
- *Assigned fund balance*—amounts a government *intends* to use for a specific purpose; intent can be expressed by the governing body or by an official or body to which the governing body delegates the authority

- *Unassigned fund balance*—amounts that are available for any purpose; these amounts are reported only in the general fund.

4. Why is unassigned fund balance reported only in the general fund?

When a government transfers resources from the general fund to another governmental fund, it is communicating that, at a minimum, it intends to use those resources for the purpose of the fund receiving them. This expression of intent meets the requirements for classification as assigned fund balance. Because unassigned fund balance represents amounts that are not constrained in any way, not even by an intention to use them for a specific purpose, the general fund is the only appropriate place to report this classification of fund balance.

In the other governmental funds, however, if a government spends more on a specific purpose than the resources available for that purpose in the fund, then it may need to report a negative amount as unassigned fund balance. If a government cannot cover the deficit with amounts assigned to other purposes in that fund, then the remaining deficit should be reported on the unassigned fund balance line.

5. How will rainy-day amounts be reported under Statement 54?

Statement 54 treats stabilization arrangements as a specific purpose, allowing governments to report these amounts in the general fund as restricted or committed, if they meet the applicable definitions and criteria. Stabilization amounts that do not qualify to be reported as restricted or committed should be included in unassigned fund balance. Governments may report stabilization amounts in a special revenue fund only if they derive from specific revenue sources that are restricted or committed to stabilization.

Regardless of where stabilization amounts are reported, governments also will disclose key information about their stabilization arrangements in the notes to the financial statements, including the authority by which the arrangements were established, the conditions under which additions to the stabilization amounts are required, and the circumstances under which amounts may be used.

6. How has Statement 54 changed the way encumbrances are reported?

The new standards clarify that an encumbrance is not a specific purpose and therefore should not be reported as a separate line on the face of the balance sheet. Encumbering amounts that are restricted or committed does not further limit the purposes for which they can be used. If the encumbering process meets the definition and criteria for committed fund balance, then encumbering an assigned or unassigned amount could result in the amount being reported as committed; however, it would be reported with other amounts committed to the same or similar purposes, *not* as “committed for encumbrances.” If a government has significant encumbrances, it should disclose them under the standards for significant commitments.

7. What did the GASB find out about the reporting of governmental funds?

In practice, many governments have interpreted in different ways the prior standards on reporting governmental funds contained in National Council on Governmental Accounting (NCGA) Statement 1, *Governmental Accounting and Financial Reporting Principles*. This is particularly true for special revenue funds.

8. How does Statement 54 clarify the special revenue fund type definition?

Statement 54 makes clear that, for financial reporting purposes, a special revenue fund may only be established around one or more revenue sources that are restricted or committed to purposes other than capital projects or debt service. For example, a school district might report state and federal aid for elementary and secondary education in a special fund if those revenue sources represent a substantial portion of the fund's total inflows.

9. How does Statement 54 clarify the definitions of debt service and capital projects fund types?

Statement 54 revises the definitions of the debt service and capital projects fund types so that consistent language and structure are used across all of the governmental fund type definitions. Although the existing definition of a capital project fund specifies that they should be used to account for "the acquisition or construction of major capital facilities," many governments have used them to report on capital assets that are not facilities or major or either. Based on constituent feedback, the GASB broadened the definition to encompass capital outlays in general.

10. How will Statement 54 impact the reporting of governmental funds?

The most significant changes are likely to occur in the reporting of special revenue funds, because that is where there has been the most variation in how the prior standards were interpreted. Some governments may not be able to continue to report some of their special revenue funds under the clarified definition. The Statement 54 definition is considered by some to be more permissive than the NCGA Statement 1 definition. However, practice has varied so much that the Statement 54 definition may appear more restrictive to some governments.

11. Does Statement 54 affect how governments use funds for internal accounting purposes or for special reporting?

No. Statement 54 affects only the *reporting* of governmental funds in general purpose external financial reports in conformity with generally accepted accounting principles (GAAP). Governments may continue to use any funds they choose or are required to for their internal accounting or for special purpose reporting.

12. What if a state law requires local governments to report a particular type of fund or to report using the current classifications of fund balance?

For general purpose external financial reporting under GAAP, governments are required to follow Statement 54. If a law conflicts with Statement 54 or any other part of GAAP, the legal requirements can be met by presenting supplemental schedules. Governments will still be able to comply with such state laws in their general purpose external financial report, but outside of the basic financial statements, notes to the basic financial statements, and required supplementary information.

13. What other note disclosures does Statement 54 require?

In addition to the disclosures already mentioned, Statement 54 requires governments to disclose:

- Additional detail regarding the purposes of restrictions, commitments, and assignments, if the required level of detail is not met through display on the face of the balance sheet
- The decision-making authority and formal action, if any, that results in commitments of fund balance
- The bodies or persons with the authority to express intended uses of resources that result in assigned fund balance
- The order in which a government assumes restricted, committed, assigned, and unassigned amounts are spent when amounts in more than one classification are available for a particular purpose
- Information about minimum fund balance policies, if a government has one
- The purpose for each major special revenue fund, identifying which revenues and other resources are reported in each of those funds.

14. When should Statement 54 be implemented?

Governments should implement Statement 54 no later than the first fiscal year beginning after June 15, 2010 (for example, the fiscal year starting on July 1, 2010 and ending on June 30, 2011). Governments are encouraged to implement the standards earlier.

**Board Meeting Agenda
June 20, 2011**

Topic: 2011-12 Consolidated Application for Funding Categorical Aid Programs, Part I

Presented by: Janie K. Rhoades, Director, Program Quality/English Learners
Jodi Gonzales, Instructional Specialist, Program Quality/English Learners

Responsible Cabinet Member: Judi Paredes, Assistant Superintendent, Instructional Services

Type of Item: Action

Short Description: Part I of the Consolidated Application, submitted to the California Department of Education annually in June, includes state and federally funded categorical program participation information. Also included is data required for other various state and federal programs.

DESCRIPTION OF AGENDA ITEM: Part I of the Consolidated Application reports state and federally funded categorical program information. Part I includes 2011-12 Title I and Economic Impact Aid eligibility rankings and participation, school tardy/suspension/expulsion data, teacher and paraprofessional compliance percentages for the Elementary and Secondary Education Act, Title I Program Improvement activities, and Homeless Education data. Expenditures for Title IIA and Title III-LEP are also included in this report. Additional details regarding categorical programs and fiscal information are included in Part II of the Consolidated Application which will be completed and submitted to the California Department of Education in January 2012.

FISCAL IMPACT: To be determined.

RECOMMENDATION: It is recommended that the Board approve Part I of the 2011-12 Consolidated Application.

ADDITIONAL MATERIAL: Yes

Attached: 2011-12 Consolidated Application for Funding Categorical Aid Programs, Part I
Action Agenda-Page 1

2011-12 Consolidated Application for Funding Categorical Aid Programs

California Department of Education Consolidated Application
(Part II)

Purpose: To declare the agency's intent to apply for 2011-12 funding of Consolidated Categorical Aid Programs.

CDE Contact: Anne Daniels 916-319-0295 ADaniels@cde.ca.gov
LEA Plan Only: Cheryl Tiner 916-319-0414 CTiner@cde.ca.gov

Legal status of agency:

- School District
 County Office of Education
 Direct Funded Charter

Date of approval by local governing board: 06/20/2011

Our LEA Plan is current and is linked to our web site located at:

Date of LEA Plan approval by State Board of Education: 07/11/2003

<http://www.rusd.k12.ca.us/QuickPicProcess.aspx?aid=473>

Agency: Riverside Unified									
CD code:	3	3	6	7	2	1	5		

Dates of project duration:
July 1, 2011 -- June 30, 2012

Do not return the paper copy of this form to the California Department of Education. The ConApp must be submitted electronically using the ConApp Data System (CADS).

Advisory Committees: The undersigned certify that they have been given the opportunity to advise on the pages in this application related to compensatory education programs for English learners.

Signature-District Advisory Committee (DAC)*
 (Required if the LEA operates a state Compensatory Education program.)

06/15/2011
 Date

OR
 for each committee, check the appropriate box to the right

Committee is N/A
 Committee refused to sign
 Committee is N/A
 Committee refused to sign

Signature-District English Learner Advisory Committee (DELAC)*
 (Required if the LEA has 51 or more identified English learners.)

06/15/2011
 Date

Certification: I hereby certify that all of the applicable state and federal rules and regulations will be observed by this applicant; that to the best of my knowledge the information contained in this application is correct and complete; and I agree to have the use of these funds reviewed and/or audited according to the standards and criteria set forth in the California Department of Education's Categorical Program Monitoring (CPM) Manual. Legal assurances for all programs are accepted as the basic legal condition for the operation of selected projects and programs and copies of assurances are retained on site. I certify that we accept all assurances except for those for which a waiver has been obtained or requested. A copy of all waivers or requests is on file. I certify that actual ink signatures for this page are on file.

Richard L. Miller, Ph.D.
 Signature of authorized representative

Printed name of authorized representative

Superintendent
 Title

06/21/2011
 Date

Electronic certification HAS been completed.

Electronic certification has NOT been completed.

* Signatures of appropriate committee chairpersons certifying opportunity to review and advise in the development of this application will be required in Part II.

Participation in 2011-12 Consolidated Programs

California Department of Education

Consolidated Application

Purpose: To declare that the LEA is applying for specified categorical funds for the 2011-12 school year.

CDE Contact: Anne Daniels 916-319-0295 ADaniels@cde.ca.gov

Agency: Riverside Unified								
CD code:	<table style="width: 100%; border-collapse: collapse;"> <tr> <td style="border: 1px solid black; width: 20px; text-align: center;">3</td> <td style="border: 1px solid black; width: 20px; text-align: center;">3</td> <td style="border: 1px solid black; width: 20px; text-align: center;">6</td> <td style="border: 1px solid black; width: 20px; text-align: center;">7</td> <td style="border: 1px solid black; width: 20px; text-align: center;">2</td> <td style="border: 1px solid black; width: 20px; text-align: center;">1</td> <td style="border: 1px solid black; width: 20px; text-align: center;">5</td> </tr> </table>	3	3	6	7	2	1	5
3	3	6	7	2	1	5		

Note: Shaded areas () indicate Federal programs.

1*	3010		3025		4035
	Title I, Part A (Basic Grant) ESEA Sec. 1111 et. seq:		Title I, Part D (Delinquent) ESEA Sec. 1401		Title II, Part A (Teacher Quality) ESEA Sec. 2101
3*	YES		NO		YES
1*	4201		4203		
	Title III, Part A (Immigrant) ESEA Sec. 3102		Title III, Part A (LEP Students) ESEA Sec. 3102		Title VI Subpart 1 REAP Flexibility ESEA Sec. 6211
3*	NOT ELIGIBLE		YES		NOT ELIGIBLE
1*	5810		4126		7090, 7091
	Title VI, Subpart 1 Small Rural School Achievement ESEA Sec. 6211		Title VI, Subpart 2 Rural and Low-Income Grant ESEA Sec. 6221		Economic Impact Aid EC 54000
3*	NOT ELIGIBLE		NOT ELIGIBLE		YES

* Rows within each type of program: 1. SACS Resource Code 2. Program Title 3. "Yes" if participating, "No" if not participating

2011-12 Title I, Part A, (Basic) Services for Students in Private Nonprofit Schools
 California Department of Education
 Consolidated Application

Purpose: To identify private nonprofit schools that will participate in the ESEA Title I, Part A (Improving the Academic Achievement of the Disadvantaged).

CDE Contacts: *Jyoti Singh 916-319-0372 JySingh@cde.ca.gov*
Tony Salamanca 916-319-0276 TSalamanca@cde.ca.gov

Agency:	Riverside Unified											
CD code:	3		3	6		7		2		1		5

This page is not applicable; no private schools have chosen to participate or the LEA does not receive Title I, Part A, (Basic Grant) funding on page 2 of the ConApp.

- The LEA shall, after timely and meaningful consultation with appropriate private school officials, provide to eligible children, on an equitable basis, special educational services or other benefits that address their needs and shall ensure that teachers and families of the children have equitable participation in services and activities developed under Title I, Part A, Sections 1118 and 1119. (See Legal Assurance under ESEA Participation of Private Nonprofit School Students #1)
 - The LEA will provide this consultation during the design and development of the program on issues such as how the children's needs will be identified; what services will be offered; how, where, and by whom the services will be provided; how the services will be assessed and how the results will be used to improve those services; and the method and sources of data used to determine the number of low income students from Title I attendance areas enrolled in private schools. (See Legal Assurance under ESEA Participation of Private Nonprofit School Students #3.)
 - LEA maintains in the agency's records and upon request will provide to CDE a written affirmation signed by officials of each participating private school that the consultation required by ESEA Title I, Part A, Section 1120 (b) has occurred. (See Legal Assurance under NCLB Participation of Private Nonprofit School Students #7)
- Note: The LEA of residence is responsible for providing Title I, Part A, services to eligible students who reside in the LEA's Title I attendance area but attend a private school located outside the LEA's boundaries.

A. Name of school	B. School Code	C. District will provide direct services	D. District will contract with another provider for services	E. Affirmation on File	F. School is not participating
All Saints' Carden Academy	6132716		X	X	
Harvest Christian School	6918940		X	X	
Immanuel Baptist School	6926968				X
Notre Dame High School	6937858				X
Riverside Christian Schools	6937908		X	X	
Woodcrest Christian	6937973				X
Immanuel Lutheran Elementary	6965461		X	X	
Our Lady of Perpetual Help	6976849		X	X	

2011-12 Title I, Part A, (Basic) Services for Students in Private Nonprofit Schools
 California Department of Education
 Consolidated Application

Purpose: To identify private nonprofit schools that will participate in the ESEA Title I, Part A (Improving the Academic Achievement of the Disadvantaged).

CDE Contacts: *Jyoti Singh 916-319-0372 JySingh@cde.ca.gov*
Tony Salamanca 916-319-0276 TSalamanca@cde.ca.gov

This page is not applicable; no private schools have chosen to participate or the LEA does not receive Title I, Part A, (Basic Grant) funding on page 2 of the ConApp.

Agency:

Riverside Unified

CD code:

3 | 3 | 6 | 7 | 2 | 1 | 5

- The LEA shall, after timely and meaningful consultation with appropriate private school officials, provide to eligible children, on an equitable basis, special educational services or other benefits that address their needs and shall ensure that teachers and families of the children have equitable participation in services and activities developed under Title I, Part A, Sections 1118 and 1119. (See Legal Assurance under ESEA Participation of Private Nonprofit School Students #1)
 - The LEA will provide this consultation during the design and development of the program on issues such as how the children's needs will be identified; what services will be offered; how, where, and by whom the services will be provided; how the services will be assessed and how the results will be used to improve those services; and the method and sources of data used to determine the number of low income students from Title I attendance areas enrolled in private schools. (See Legal Assurance under ESEA Participation of Private Nonprofit School Students #3.)
 - LEA maintains in the agency's records and upon request will provide to CDE a written affirmation signed by officials of each participating private school that the consultation required by ESEA Title I, Part A, Section 1120 (b) has occurred. (See Legal Assurance under NCLB Participation of Private Nonprofit School Students #7).
- Note: The LEA of residence is responsible for providing Title I, Part A, services to eligible students who reside in the LEA's Title I attendance area but attend a private school located outside the LEA's boundaries.

A. Name of school	B. School Code	C. District will provide direct services	D. District will contract with another provider for services	E. Affirmation on File	F. School is not participating
Saint Catherine of Alexandria School	6976922		X	X	
St. Francis de Sales School	6976948		X	X	
St. Thomas the Apostle School	6976997		X	X	
Riverside Christian Day School	6978209				X
Islamic Academy of Riverside	7057482		X	X	

Purpose: 1. To identify private nonprofit schools that will participate 2011-12 in ESEA Title II (Teacher Quality), Title II (Technology), and Title III (LEP), Title IV (Safe and Drug-free Schools and Communities).
 2. To report in column F the number of private school English Learner (EL) students served in 2010-11.

Agency: Riverside Unified

CD code: 3 | 3 | 6 | 7 | 2 | 1 | 5

CDE Contacts: **Laura Nelson 916-319-0229 LNelson@cde.ca.gov**
(Column F/G Only) Patty Stevens 916-319-5838 PStevens@cde.ca.gov

LEA Responsibilities:

1. The LEA must, after timely and meaningful consultation with appropriate private school officials, provide equitable services that address needs of private school students and staff under the programs listed in columns D - H below. (See Legal Assurance #1.)
2. To ensure timely and meaningful consultation, the LEA must consult with appropriate private school officials during the design and development of these programs. (See Legal Assurance #3 for details that must be addressed in consultation.)
3. To assure that equitable services were delivered to eligible students under Title III, Part A, the LEA must report the number of private school students receiving services in the 2010-11 year.

A Name of school	B School Code	C Enrollment	D 4035 Title II, Part A (Teacher Quality)	E		F 4203: Title III, Part A Count of private school ELs served in 2010-11	G Title IV, Part A (LEP)	H 3710 Title IV, Part A (SDFSC) (Carryover Only)
				4045 Title II, Part D (Technology)				
All Saints' Carden Academy	6132716	52	YES	YES		0	NO	NO
Harvest Christian School	6918940	381	YES	YES		0	NO	NO
Immanuel Baptist School	6926968	18	NO	NO		0	NO	NO
Notre Dame High School	6937858	475	YES	YES		0	YES	NO
Riverside Christian Schools	6937908	620	YES	YES		0	NO	NO
Woodcrest Christian	6937973	534	NO	NO		0	NO	NO
Immanuel Lutheran Elementary	6965461	150	YES	YES		0	NO	NO
Our Lady of Perpetual Help	6976849	210	YES	YES		0	YES	YES
Saint Catherine of Alexandria School	6976922	337	YES	YES		0	YES	YES

ESEA Participation and Reporting of Students in Private Nonprofit Schools

Purpose: 1. To identify private nonprofit schools that will participate 2011-12 in ESEA Title II (Teacher Quality), Title II (Technology), and Title III (LEP), Title IV (Safe and Drug-free Schools and Communities).
 2. To report in column F the number of private school English Learner (EL) students served in 2010-11.

Agency: Riverside Unified

CD code: 3 | 3 | 6 | 7 | 2 | 1 | 5

CDE Contacts: **Laura Nelson 916-319-0229 LNELSON@cde.ca.gov**
(Column FIG Only) Patty Stevens 916-319-5838 PSTEVENS@cde.ca.gov

This page is not applicable because there are no private schools listed below

LEA Responsibilities:

1. The LEA must, after timely and meaningful consultation with appropriate private school officials, provide equitable services that address needs of private school students and staff under the programs listed in columns D - H below. (See Legal Assurance #1.)
2. To ensure timely and meaningful consultation, the LEA must consult with appropriate private school officials during the design and development of these programs. (See Legal Assurance #3 for details that must be addressed in consultation.)
3. To assure that equitable services were delivered to eligible students under Title III, Part A, the LEA must report the number of private school students receiving services in the 2010-11 year.

A	B	C	D	E		F	G	H
				4035 Title II, Part A (Teacher Quality)	4045 Title II, Part D (Technology)			
St. Francis de Sales School	69769948	239	YES	YES		0	YES	YES
St. Thomas the Apostle School	6976997	210	YES	YES		0	YES	YES
Riverside Christian Day School	6978209	404	NO	NO		0	NO	NO
Islamic Academy of Riverside	7057482	43	YES	YES		22	YES	NO

2011-12 EIA/SCE Ranking Decisions

Purpose: To identify options used in ranking schools to determine eligibility for EIA/SCE.

Agency: Riverside Unified

CD code: 3 | 3 | 6 | 7 | 2 | 1 | 5

CDE Contacts: Richard Graham 916-319-0303 Rgraham@cde.ca.gov
 Mark Kinesteker 916-319-0420 MKinesteker@cde.ca.gov

This page is not applicable because the LEA did not apply for EIA funding on page 2 of the ConApp.

A. EIA/SCE Ranking Decisions

- 1. Ranking Method EIA/SCE method is used Title I method is used
- 2. Ranking Order Districtwide ranking Grade span ranking
- 3. Ranking Type Number of students in need Percent of students in need

B. Low Income Measure (check appropriate box)

- Eligibility for Free and Reduced-Price Lunch
- Receipt of CalWORKS
- Poverty count from most recent Census Data
- Eligibility for Medicaid
- Composite of the above (Describe in a comment) (See directions for constructing a composite)

C. Grade spans and poverty rate calculations (based on page 6 data)

Grade Span	Grades	Enrollment	Low Income	Poverty Rate
1	KK-06	21,368	14,172	66.3%
2	07-08	6,456	4,068	63.0%
3	09-12	14,033	7,521	53.6%
Districtwide	N/A	41,857	25,761	61.5%

2011-12 EIA Ranking of Public Schools

Purpose: To identify options used in developing an intra-district allocation plan for EIA funds.

Agency:

Riverside Unified

CD code:

3 | 3 | 6 | 7 | 2 | 1 | 5

CDE Contacts: Richard Graham 916-319-0303 RGraham@cde.ca.gov
Mark Kinesteker 916-319-0420 MKinesteker@cde.ca.gov

This page is not applicable because the LEA did not apply for EIA funding on page 2 of the ConApp.

Ranked using Title I, Part A method
 Ranked using EIA/SCE method

EIA/SCE Ranking orders:
 Districtwide
 Grade Span

Number of students in need
 Percent of students in need

A	B	C	D	E	F	G	H	I	J	
Name of School Grade Levels	School Code	Grade Span Group	Student Enrollment in Attend. Area	Number of Low-Income Students	Number of LEP Students	Number of EDY Students	Total Students in Need	Percent of Students in Need	EIA/SCE School Rank*	EIA Intended for Funding ("X")
Longfellow Elementary KK-06	6032692	1	769	738	451	451	1,640	213.3%	(1)	X
Highgrove Elementary KK-06	6032627	1	663	599	248	248	1,095	165.2%	(2)	X
Liberty Elementary KK-06	6032684	1	823	751	301	301	1,353	164.4%	(3)	X
Jackson Elementary KK-06	6032650	1	801	678	300	300	1,278	159.6%	(4)	X
Mountain View Elementary KK-06	6032734	1	790	681	284	284	1,249	158.1%	(5)	X
Monroe Elementary KK-06	6032726	1	681	566	240	240	1,046	153.6%	(6)	X
Fremont Elementary KK-06	6032585	1	556	487	175	175	837	150.5%	(7)	X
Madison Elementary KK-06	6032700	1	741	610	246	246	1,102	148.7%	(8)	X
Patricia Beatty Elementary KK-06	0114181	1	714	591	213	213	1,017	142.4%	(9)	X
Adams Elementary KK-06	6032528	1	528	418	160	160	738	139.8%	(10)	X
Jefferson Elementary KK-06	6032668	1	923	761	242	242	1,245	134.9%	(11)	X

* EIA/SCE ranking method used. () indicates school is eligible based on 25% low-income students, 25% EL students or 50% EDY students.
 * If Title I ranking method used, () indicates school is eligible based on the district or grade-span poverty rate percent or 35%.

2011-12 EIA Ranking of Public Schools

Purpose: To identify options used in developing an intra-district allocation plan for EIA funds.

Agency:

Riverside Unified

CD code:

3 | 3 | 6 | 7 | 2 | 1 | 5

CDE Contacts: Richard Graham 916-319-0303 R.Graham@cde.ca.gov
 Mark Klinesteker 916-319-0420 MKlinesteker@cde.ca.gov

This page is not applicable because the LEA did not apply for EIA funding on page 2 of the ConApp.

Ranked using Title I, Part A method
 Ranked using EIA/SCE method

EIA/SCE Ranking orders:

Districtwide
 Grade Span

Number of students in need
 Percent of students in need

A	B	C	D	E	F	G	H	I	J	
Name of School Grade Levels	School Code	Grade Span Group	Student Enrollment in Attend. Area	Number of Low-Income Students	Number of LEP Students	Number of EDY Students	Total Students in Need	Percent of Students in Need	EIA/SCE School Rank*	EIA Intended for Funding ("X")
Hawthorne Elementary KK-06	6032619	1	654	505	185	185	875	133.8%	(12)	X
Highland Elementary KK-06	6032635	1	787	648	202	202	1,052	133.7%	(13)	X
Hyatt Elementary KK-06	6032643	1	317	253	80	80	413	130.3%	(14)	X
Bryant Elementary KK-06	6032544	1	310	257	72	72	401	129.4%	(15)	X
William Howard Taft Elementary KK-06	6107957	1	736	484	213	213	910	123.6%	(16)	X
Victoria Elementary KK-06	6032775	1	594	396	145	145	686	115.5%	(17)	X
Emerson Elementary KK-06	6032577	1	688	512	139	139	790	114.8%	(18)	X
Pachappa Elementary KK-06	6032742	1	692	502	119	119	740	106.9%	(19)	X
Magnolia Elementary KK-06	6032718	1	736	491	137	137	765	103.9%	(20)	X
Harrison Elementary KK-06	6032601	1	637	383	123	123	629	98.7%	(21)	X
Washington Elementary KK-06	6032783	1	779	472	129	129	730	93.7%	(22)	X

* EIA/SCE ranking method used, () indicates school is eligible based on 25% low-income students, 25% EL students or 50% EDY students.
 † Title I ranking method used, () indicates school is eligible based on the district or grade-span poverty rate percent or 35%.

2011-12 EIA Ranking of Public Schools

Purpose: To identify options used in developing an intra-district allocation plan for EIA funds.

Agency: Riverside Unified

CD code: 3 | 3 | 6 | 7 | 2 | 1 | 5

CDE Contacts: Richard Graham 916-319-0303 R.Graham@cde.ca.gov
 Mark Kinesteker 916-319-0420 MKKinesteker@cde.ca.gov

This page is not applicable because the LEA did not apply for EIA funding on page 2 of the ConApp.

Name of School Grade Levels	School Code	Grade Span Group	Student Enrollment in Attend. Area	Number of Low-Income Students	Number of LEP Students	Number of EDY Students	Total Students in Need	Percent of Students in Need	EIA/SCSCE School Rank*	EIA Intended for Funding ("X")	EIA/SCSCE Ranking orders:	
											<input type="checkbox"/> Districtwide	<input type="checkbox"/> Number of students in need
				<input checked="" type="checkbox"/> Grade Span								
				<input checked="" type="checkbox"/> Grade Span								
Alcott Elementary KK-06	6032536	1	849	524	129	129	782	92.1%	(23)	X	<input type="checkbox"/>	<input checked="" type="checkbox"/>
Castle View Elementary KK-06	6032569	1	552	304	102	102	508	92.0%	(24)	X	<input type="checkbox"/>	<input checked="" type="checkbox"/>
Woodcrest Elementary KK-06	6099188	1	636	270	42	42	354	55.7%	(25)		<input type="checkbox"/>	<input type="checkbox"/>
Mark Twain Elementary KK-06	0111252	1	1,036	354	100	100	554	53.5%	(26)		<input type="checkbox"/>	<input type="checkbox"/>
Lake Mathews Elementary KK-06	0100545	1	786	230	74	74	378	48.1%	(27)		<input type="checkbox"/>	<input type="checkbox"/>
John F. Kennedy Elementary KK-06	6120075	1	1,066	299	68	68	435	40.8%	(28)		<input type="checkbox"/>	<input type="checkbox"/>
Tomas Rivera Elementary KK-06	6112676	1	737	224	37	37	298	40.4%	(29)		<input type="checkbox"/>	<input type="checkbox"/>
Benjamin Franklin Elementary KK-06	6109011	1	787	184	26	26	236	30.0%	30		<input type="checkbox"/>	<input type="checkbox"/>
University Heights Middle 07-08	6059158	2	832	720	176	176	1,072	128.8%	(1)	X	<input type="checkbox"/>	<input type="checkbox"/>
Sierra Middle 07-08	6059141	2	910	749	173	173	1,095	120.3%	(2)	X	<input type="checkbox"/>	<input type="checkbox"/>
Chemawa Middle 07-08	6061790	2	1,047	858	174	174	1,206	115.2%	(3)	X	<input type="checkbox"/>	<input type="checkbox"/>

* EIA/SCSCE ranking method used, () indicates school is eligible based on 25% low-income students, 25% EL students or 50% EDY students.
 * Title I ranking method used, () indicates school is eligible based on the district or grade-span poverty rate percent or 35%.

2011-12 EIA Ranking of Public Schools

Purpose: To identify options used in developing an intra-district allocation plan for EIA funds.

Agency: **Riverside Unified**

CD code: **3 | 3 | 6 | 7 | 2 | 1 | 5**

CDE Contacts: Richard Graham 916-319-0303 R.Graham@cde.ca.gov
Mark Klinesteker 916-319-0420 MKlinesteker@cde.ca.gov

This page is not applicable because the LEA did not apply for EIA funding on page 2 of the ConApp.

Name of School Grade Levels	School Code	Grade Span Group	EIA/SCE Ranking orders:				Number of EDY Students	Total Students in Need	Percent of Students in Need	EIA/SCE School Rank*	EIA Intended for Funding ("X")
			Student Enrollment in Attend. Area	Number of Low-Income Students	Number of LEP Students	Number of students in need					
Central Middle 07-08	6059125	2	684	548	84	84	716	104.7%	(4)	X	
Matthew Gage Middle 07-08	6059133	2	1,061	588	108	108	804	75.8%	(5)	X	
Frank Augustus Miller Middle 07-08	0119180	2	849	304	30	30	364	42.9%	(6)		
Amelia Earhart Middle 07-08	6112668	2	1,073	301	24	24	349	32.5%	(7)		
Abraham Lincoln Continuation 09-12	3336955	3	297	233	82	82	397	133.7%	(1)	X	
Ramona High 09-12	3336492	3	2,076	1,517	282	282	2,081	100.2%	(2)	X	
John W. North High 09-12	3334406	3	2,464	1,666	342	342	2,350	95.4%	(3)	X	
Opportunity Program 07-12	3330511	3	316	193	48	48	289	91.5%	(4)	X	
Arlington High 09-12	3330024	3	2,152	1,352	226	226	1,804	83.8%	(5)	X	
Raincross High (Continuation) 09-12	3330677	3	221	129	23	23	175	79.2%	(6)	X	
Polytechnic High 09-12	3336237	3	2,685	1,239	235	235	1,709	63.6%	(7)	X	

* If EIA/SCE ranking method used, () indicates school is eligible based on 25% low-income students, 25% EL students or 50% EDY students.
 * If Title I ranking method used, () indicates school is eligible based on the district or grade-span poverty rate percent or 35%.

2011-12 EIA Ranking of Public Schools

Purpose: To identify options used in developing an intra-district allocation plan for EIA funds.

Agency:

Riverside Unified

CD code:

3 | 3 | 6 | 7 | 2 | 1 | 5

CDE Contacts: Richard Graham 916-319-0303 Rgraham@cde.ca.gov
 Mark Klinesteker 916-319-0420 MKlinesteker@cde.ca.gov

This page is not applicable because the LEA did not apply for EIA funding on page 2 of the ConApp.

Ranked using Title I, Part A method
 Ranked using EIA/SCE method

EIA/SCE Ranking orders:

Districtwide
 Grade Span

Number of students in need
 Percent of students in need

A	B	C	D	E	F	G	H	I	J
Name of School Grade Levels	School Code Grade Span	Student Enrollment in Attend. Area	Number of Low-Income Students	Number of LEP Students	Number of EDY Students	Total Students in Need	Percent of Students in Need	EIA/SCE School Rank*	EIA Intended for Funding ("X")
Summit View Independent Study KK-12	3330362 3	697	294	56	56	406	58.2%	(8)	
Martin Luther King Jr. High 09-12	3330859 3	2,972	876	58	58	992	33.4%	(9)	
Riverside Virtual KK-12	0115709 3	94	22	0	0	22	23.4%	10	
Sunshine Special Education KK-12	6032767 3	59	0	5	5	10	16.9%	11	

*If EIA/SCE ranking method used, () indicates school is eligible based on 25% low-income students, 25% EL students or 50% EDY students.
 *If Title I ranking method used, () indicates school is eligible based on the district or grade-span poverty rate percent or 35%.

2011-12 Title I, Part A Ranking Decisions

Purpose: To identify options used in ranking schools to determine eligibility for ESEA, Title I, Part A.

Agency:

Riverside Unified

CD code:

3 | 3 | 6 | 7 | 2 | 1 | 5

CDE Contacts: Paul Jacobs 916-319-0256 PJacobs@cde.ca.gov
 Judi Brown 916-319-0942 JBrown@cde.ca.gov

This page is not applicable because the LEA did not apply for Title I, Part A. (Basic Grant) funding on page 2 of the ConApp.

A. Title I Ranking Decisions

The LEA has an enrollment of fewer than 1,000 students or has only one school per grade span.

1. Ranking Order: Districtwide ranking X Grade span ranking

2. Low-income Measure (check appropriate boxes)

X Eligibility for Free and Reduced-Price Lunch

Receipt of CalWORKS

Poverty count from most recent Census Data

Eligibility for Medicaid

Composite of the above (Describe in a comment)
 (See directions for constructing a composite)

C. Title I Ranking Exceptions

Use the following alpha codes to indicate exceptions used in column G on page 8.

- a. At least 35% low income
- b. Public school poverty rate (rather than attendance area poverty rate) above District poverty rate.
- c. Skipping school that will be served by state or local program that meets the requirements of Title I, Part A. (must receive at least the same allocation as under Title I, Part A.)
- d. Desegregation-25% waiver. An approved waiver is on file.
- e. Additional year of funding (grandfather provision).
- f. Feeder pattern.

B. Grade spans and poverty rate calculations (based on page 8 data)

Grade Span	Grades	Enrollment	Low Income	Poverty Rate
1	KK-06	21,368	14,172	66.3%
2	07-08	6,456	4,068	63.0%
3	09-12	14,033	7,521	53.6%
Districtwide	N/A	41,857	25,761	61.5%

2011-12 Title I, Part A Ranking of Public Schools

California Department of Education Consolidated Application

Purpose: To document the process used to identify and rank schools Title I, Part A, schools for compensatory education funding/services.

Reminder: If a school below 35% is identified for funding in column H, the 125% rule will apply to all schools funded.

CDE Contact: Paul Jacobs 916-319-0256 Pjacobs@cde.ca.gov
Judi Brown 916-319-0942 JBrown@cde.ca.gov

Low-income measure: Free Lunch Ranking order: Gradespan Poverty rate(s): 66.3% 63.0% 53.6%

A Name of School Grade Levels	B School Code	C Grade Span Group	D Student Enrollment in Attend. Area	E Number of Low-Income Students	F Percent Low-Income Students	G Title I Rank*	H Ranking Exception (see page 7)	I ESEA, Title I Intended for Funded ("X")	J EIA/SCE Intended for Funded ("X")	K Other State or Local Funded ("X")
Longfellow Elementary KK-06	6032692	1	769	738	96.0%	(1)		X	X	
Liberty Elementary KK-06	6032684	1	823	751	91.3%	(2)		X	X	
Highgrove Elementary KK-06	6032627	1	663	599	90.3%	(3)		X	X	
Fremont Elementary KK-06	6032585	1	556	487	87.6%	(4)		X	X	
Mountain View Elementary KK-06	6032734	1	790	681	86.2%	(5)		X	X	
Jackson Elementary KK-06	6032650	1	801	678	84.6%	(6)		X	X	
Monroe Elementary KK-06	6032726	1	681	566	83.1%	(7)		X	X	
Bryant Elementary KK-06	6032544	1	310	257	82.9%	(8)		X	X	
Patricia Beatty Elementary KK-06	0114181	1	714	591	82.8%	(9)		X	X	
Jefferson Elementary KK-06	6032668	1	923	761	82.4%	(10)		X	X	
Highland Elementary KK-06	6032635	1	787	648	82.3%	(11)		X	X	
Madison Elementary KK-06	6032700	1	741	610	82.3%	(12)		X	X	

Agency: **Riverside Unified**

CD code: **3 | 3 | 6 | 7 | 2 | 1 | 5**

This page is not applicable because the LEA did not apply for Title I, Part A, (Basic Grant) funding on page 2 of the ConApp.

* () Indicates school is at or above the district poverty rate and eligible.
 [] Indicates school is at or above 35% poverty and eligible.

2011-12 ConApp, Part I, page 8.1 Date: 06/09/2011

2011-12 Title I, Part A Ranking of Public Schools

California Department of Education Consolidated Application

Purpose: To document the process used to identify and rank schools Title I, Part A, schools for compensatory education funding/services.

Reminder: If a school below 35% is identified for funding in column H, the 125% rule will apply to all schools funded.

CDE Contact: Paul Jacobs 916-319-0256 PJacobs@cde.ca.gov
Judi Brown 916-319-0942 JBrown@cde.ca.gov

Agency: Riverside Unified	
CD code:	3 3 6 7 2 1 5
<input type="checkbox"/> This page is not applicable because the LEA did not apply for Title I, Part A, (Basic Grant) funding on page 2 of the ConApp.	

Low-income measure: Free Lunch Ranking order: Gradespan Poverty rate(s): 66.3% 63.0% 53.6%

A	B	C	D	E	F	G	H	I	J	
Name of School Grade Levels	School Code	Grade Span Group	Student Enrollment in Attend. Area	Number of Low-Income Students	Percent Low-Income Students	Title I Rank*	Ranking Exception (see page 7)	ESEA, Title I Intended for Funded ("X")	EIA/SCE Intended for Funded ("X")	Other State or Local Funded ("X")
Hyatt Elementary KK-06	6032643	1	317	253	79.8%	(13)		X	X	
Adams Elementary KK-06	6032528	1	528	418	79.2%	(14)		X	X	
Hawthorne Elementary KK-06	6032619	1	654	505	77.2%	(15)		X	X	
Emerson Elementary KK-06	6032577	1	688	512	74.4%	(16)		X	X	
Pachappa Elementary KK-06	6032742	1	692	502	72.5%	(17)		X	X	
Magnolia Elementary KK-06	6032718	1	736	491	66.7%	(18)		X	X	
Victoria Elementary KK-06	6032775	1	594	396	66.7%	(19)		X	X	
William Howard Taft Elementary KK-06	6107957	1	736	484	65.8%	[20]		X	X	
Alcott Elementary KK-06	6032536	1	849	524	61.7%	[21]		X	X	
Washington Elementary KK-06	6032783	1	779	472	60.6%	[22]		X	X	
Harrison Elementary KK-06	6032601	1	637	383	60.1%	[23]		X	X	
Castle View Elementary KK-06	6032569	1	552	304	55.1%	[24]		X	X	

() Indicates school is at or above the district poverty rate and eligible.
 [] indicates school is at or above 35% poverty and eligible.

2011-12 ConApp, Part I, page 8.2 Date: 06/09/2011

2011-12 Title I, Part A Ranking of Public Schools
 California Department of Education
 Consolidated Application

Purpose: To document the process used to identify and rank schools Title I, Part A, schools for compensatory education funding/services.

Reminder: If a school below 35% is identified for funding in column H, the 125% rule will apply to all schools funded.

CDE Contact: Paul Jacobs 916-319-0256 Pjacobs@cde.ca.gov
Judi Brown 916-319-0942 JBrown@cde.ca.gov

Agency: Riverside Unified

CD code: 3 | 3 | 6 | 7 | 2 | 1 | 5

This page is not applicable because the LEA did not apply for Title I, Part A, (Basic Grant) funding on page 2 of the ConApp.

Low-income measure: Free Lunch Ranking order: Gradespan Poverty rate(s): 66.3% 63.0% 53.6%

A	B	C	D	E	F	G	H	I	J
Name of School	Grade Span Group	Student Enrollment in Attend. Area	Number of Low-Income Students	Percent Low-Income Students	Title I Rank*	Ranking Exception (see page 7)	ESEA, Title I Intended for Funded ("X")	EIA/SCE Intended for Funded ("X")	Other State or Local Funded ("X")
Woodcrest Elementary KK-06	1	636	270	42.5%	[25]				
Mark T wain Elementary KK-06	1	1,036	354	34.2%	26				
Thomas Rivera Elementary KK-06	1	737	224	30.4%	27				
Lake Mathews Elementary KK-06	1	786	230	29.3%	28				
John F. Kennedy Elementary KK-06	1	1,066	299	28.0%	29				
Benjamin Franklin Elementary KK-06	1	787	184	23.4%	30				
University Heights Middle 07-08	2	832	720	86.5%	(1)		X	X	
Sierra Middle 07-08	2	910	749	82.3%	(2)		X	X	
Chemawawa Middle 07-08	2	1,047	858	81.9%	(3)		X	X	
Central Middle 07-08	2	684	548	80.1%	(4)		X	X	
Matthew Gage Middle 07-08	2	1,061	588	55.4%	[5]			X	
Frank Augustus Miller Middle 07-08	2	849	304	35.8%	[6]				

* () Indicates school is at or above the district poverty rate and eligible;
 [] indicates school is at or above 35% poverty and eligible.

2011-12 ConApp, Part I, page 8.3 Date: 06/09/2011

2011-12 Title I, Part A Ranking of Public Schools

California Department of Education Consolidated Application

Purpose: To document the process used to identify and rank schools Title I, Part A, schools for compensatory education funding/services.

Reminder: If a school below 35% is identified for funding in column H, the 125% rule will apply to all schools funded.

CDE Contact: Paul Jacobs 916-319-0256 Pjacobs@cde.ca.gov
Judi Brown 916-319-0942 JBrown@cde.ca.gov

Agency: Riverside Unified

CD code: 3 | 3 | 6 | 7 | 2 | 1 | 5

This page is not applicable because the LEA did not apply for Title I, Part A, (Basic Grant) funding on page 2 of the ConApp.

Low-income measure: Free Lunch Ranking order: Gradespan Poverty rate(s): 66.3% 63.0% 53.6%

A	B	C	D	E	F	G	H	I	J
Name of School Grade Levels	School Code Grade Span	Student Enrollment in Attend. Area	Number of Low-Income Students	Percent Low-Income Students	Title I Rank*	Ranking Exception (see page 7)	ESEA, Title I Intended for Funded ("X")	EIASCE Intended for Funded ("X")	Other State or Local Funded ("X")
Armelia Earhart Middle 07-08	6112668	1,073	301	28.1%	7				
Abraham Lincoln Continuation 09-12	3336955	297	233	78.5%	(1)	c		X	
Ramona High 09-12	3336492	2,076	1,517	73.1%	(2)			X	
John W. North High 09-12	3334406	2,464	1,666	67.6%	(3)			X	
Arlington High 09-12	3330024	2,152	1,352	62.8%	(4)			X	
Opportunity Program 07-12	3330511	316	193	61.1%	(5)			X	
Raincross High (Continuation) 09-12	3330677	221	129	58.4%	(6)			X	
Polytechnic High 09-12	3336237	2,685	1,239	46.1%	[7]			X	
Summit View Independent Study KK-12	3330362	697	294	42.2%	[8]				
Martin Luther King Jr. High 09-12	3330859	2,972	876	29.5%	9				
Riverside Virtual KK-12	0115709	94	22	23.4%	10				
Sunshine Special Education KK-12	6032767	59	0	0.0%	11				

() Indicates school is at or above the district poverty rate and eligible;
 [] Indicates school is at or above 35% poverty and eligible.

2011-12 ConApp, Part I, page 8. 4 Date: 06/09/2011

2011-12 Consolidated Application Comment Form

Page Number _____

CD Code _____
3367215

District Name _____

Riverside Unified

School Code and Name _____

Comments

Abraham Lincoln Continuation, School Code 3336955, will receive EIA/SCE funds for the 2011-12 school year in the amount of \$119,100 (\$300 per qualifying student).

2010-11 LEA Reporting Form for Federal Gun-Free Schools Act (GFSA)

California Department of Education

Consolidated Application

Purpose: The Gun-Free Schools Act requires districts and county offices of education requesting Elementary and Secondary Education Act (ESEA) funds to submit to the CDE expulsion information related to firearms. Failure to complete this form places an LEA's federal funds in jeopardy.

CDE Contact: Stephanie Papas 916-445-8441 SPapas@cde.ca.gov

Agency:	Riverside Unified				
CD code:	3	3	6	7	2 1 5

A. Are there any expulsions to report for students who have brought a firearm to school or who have possessed a firearm at school? Yes No

Notes: 1. Only students who have been officially expelled, by vote of the governing board, during the 2010-11 school year are included in this report.
 2. Expulsions for students who have brought a bb gun, pellet gun, stun gun, imitation/simulated gun, paint ball gun, cap gun, antique or replica of antique firearm, gun clip, ammunition, or Class-C common fireworks are not reportable in column E under the GFSA requirements. See instructions for further details.

B. School Code (7 digits)	C. School Name	D. Student's Grade Level	E. * Type of firearm for which student was expelled	F. Was this student referred to an alternative school or program?		G. Was this expulsion shortened to a term of less than one year?		H. Was this student disabled as defined in Section 602(a)(1) of the IDEA?***	
				Yes	No	Yes	No	Yes	No
			<input type="checkbox"/> Handgun <input type="checkbox"/> Shotgun/Rifle <input type="checkbox"/> Other (Specify) _____	<input type="checkbox"/> Yes	<input type="checkbox"/> No	<input type="checkbox"/> Yes	<input type="checkbox"/> No	<input type="checkbox"/> Yes	<input type="checkbox"/> No

** Refer to the instructions for a brief description of the IDEA.

2010-11 LEA Reporting Form for ESEA Title I, Part D, Neglected, Delinquent, or At-Risk - Demographics
 California Department of Education Consolidated Application

Purpose: To report the number of students served with Title I, Part D, funds during 2010-11.

CDE Contacts: **Lorene Euerle** 916-319-0728 **LEuerle@cde.ca.gov**
Karen Neilsen 916-319-0946 **KNeilsen@cde.ca.gov**

Agency:

Riverside Unified

CD code:

3 | 3 | 6 | 7 | 2 | 1 | 5

This page is not applicable because the LEA did not participate in Title I, Part D, Neglected, Delinquent, or At-Risk programs in 2010-11.

Number of programs operating in a multiple purpose facility	0	At-Risk Programs	0	Neglected Programs	0	Juvenile Detention	0
Number of Facilities/Programs		Students Served in At-Risk Programs		Students Served in Neglected Programs		Students Served in Juvenile Detention	
Race/Ethnicity							
Hispanic or Latino of any race	0		0		0		0
American Indian or Alaskan Native, not Hispanic or Latino	0		0		0		0
Asian, not Hispanic or Latino	0		0		0		0
Black or African American, not Hispanic or Latino	0		0		0		0
Native Hawaiian or Pacific Islander, not Hispanic or Latino	0		0		0		0
White, not Hispanic or Latino	0		0		0		0
Multiracial, not Hispanic or Latino	0		0		0		0
No Response	0		0		0		0
Gender							
Male		0		0		0	
Female		0		0		0	
Age							
5-10 years old		0		0		0	
11-15 years old		0		0		0	
16-18 years old		0		0		0	
19 years and older		0		0		0	
Total Unduplicated Students Served		0		0		0	
# of Long-term Students		0		0		0	

Purpose: To report the number of facilities and the academic and vocational outcomes of students served with Title I, Part D, funds during 2010-11.

CDE Contacts: Lorene Euerle 916-319-0728 LEuerle@cde.ca.gov
 Karen Neilsen 916-319-0946 KNeilsen@cde.ca.gov

Agency: Riverside Unified										
CD code:	3	3	6	7	2	1	5			

This page is not applicable because the LEA did not participate in Title I, Part D, Neglected, Delinquent, or At-Risk programs in 2010-11.

	Number of Facilities				Number of Students
	At-Risk Programs	Neglected Programs	Juvenile Detention		
1. Facility Academic Offerings					
1. Awarded high school course credit	0	0	0	0	
2. Awarded high school diplomas	0	0	0	0	
3. Awarded GED	0			0	
2. Academic & Vocational Outcomes					
1. Academic					
<i>While in the facility, the number of students who...</i>					
1. Earned high school course credits	0			0	
2. Were enrolled in a GED program	0			0	
<i>While in the facility, or within 30 calendar days after exit, the number of students who...</i>					
3. Enrolled in their local district school	0			0	
4. Earned a GED	0			0	
5. Obtained high school diploma	0			0	
6. Were accepted into post-secondary education	0			0	
7. Enrolled in post-secondary education	0			0	
2. Vocational					
<i>While in the facility, the number of students who...</i>					
1. Enrolled in elective job training	0			0	
<i>While in the facility, or within 30 calendar days after exit, the number of students who...</i>					
2. Enrolled in external job training education	0			0	
3. Obtained employment	0			0	

2010-11 Title I, Part D, Neglected, Delinquent or At-Risk - Academic Performance Report

California Department of Education

Consolidated Application

Purpose: To report the academic performance of long-term students served with Title I, Part D, funds during 2010-11.

Agency:

Riverside Unified

CD code:

3 | 3 | 6 | 7 | 2 | 1 | 5

CDE Contacts: Lorene Euerle 916-319-0728 LEuerle@cde.ca.gov
 Karen Neilsen 916-319-0946 KNeilsen@cde.ca.gov

This page is not applicable because the LEA did not participate in Title I, Part D, Neglected, Delinquent, or At-Risk program in 2010-11.

Performance Data (Based on most recent pre/post-test data)	Reading				Mathematics			
	At-risk Programs	Neglected Programs	Juvenile Corrections/ Detention	At-risk Programs	Neglected Programs	Juvenile Corrections/ Detention		
1. Long-term students who tested below grade level upon entry	0	0	0	0	0	0		
2. Long-term students who have completed pre- and post-test results (data)	0	0	0	0	0	0		
3. Negative grade level change from the pre- to post-test exams	0	0	0	0	0	0		
4. No change in grade level from the pre- to post-test exams	0	0	0	0	0	0		
5. Improvement of up to 1/2 grade level from the pre- to post-test exams	0	0	0	0	0	0		
6. Improvement from 1/2 up to one full grade level from the pre- to post-test exams	0	0	0	0	0	0		
7. Improvement of more than one full grade level from the pre- to post-test exams	0	0	0	0	0	0		

Purpose: To be completed for each LEA that received ESEA Title I, Part A, Neglected Program funding to provide services to eligible youth during 2010-11. LEAs are to collect and aggregate data for all sites, enter combined totals, and submit one composite electronic form per LEA.

CDE Contacts: *Lorene Euerle 916-319-0728 LEuerle@cde.ca.gov*
Karen Neilsen 916-319-0946 KNeilsen@cde.ca.gov

Agency: Riverside Unified

CD code: 3 | 3 | 6 | 7 | 2 | 1 | 5

This page is not applicable because the LEA did not participate in Title I, Part A, Neglected in 2010-11.

A. Student Participation by Grade Level 2010-11 School Year

Pre-K	0
K	0
1	0
2	0
3	0
4	0
5	0
6	0
7	0
8	0
9	0
10	0
11	0
12	0
Ungraded	0
TOTAL	0

B. If student participation total is zero, the reason is as follows.

2010-11 School Reporting Form for Title I, Part A - 1

Purpose: To be completed for each **Public** and **Private** school that received Title I, Part A, funding/services during 2010-11.

Agency: Riverside Unified	3	3	6	7	2	1	5
CD code:							
School: Patricia Beatty Elementary	0	1	1	4	1	8	1
School code:							

CDE Contacts: **Paul Jacobs** 916-319-0256 PJacobs@cde.ca.gov
Stephanie Smith 916-319-0948 SSmith@cde.ca.gov

This page is not applicable because the school did not receive any Title I, Part A, (Basic Grant) funds.

A. 2010-11 Title I School Type: Schoolwide Program School (SWP) Targeted Assistance School (TAS)

B. 2010-11 Total Title I, Part A, Allocation: (do not include ARRA)

C. Program Participants By: Male Female

D. Program Participants: Enter the count of students who received ESEA, Title I, Part A, services.

Grade Level	Pre-K	K	1	2	3	4	5	6	7	8	9	10	11	12	Ungraded
Total Participants	39	108	102	99	101	95	106	88	0	0	0	0	0	0	0

E. Migrant **F.** Students with Disabilities **G.** LEP Participants

H. Racial/Ethnic Group: Enter by racial/ethnic group the number of students who received ESEA, Title I, Part A, services.

Hispanic or Latino of any race	American Indian or Alaskan Native, not Hispanic or Latino	Asian, not Hispanic or Latino	Black or African American, not Hispanic or Latino	Native Hawaiian or Pacific Islander, not Hispanic or Latino	White, not Hispanic or Latino	Multiracial, not Hispanic or Latino	No Response
436	3	21	45	3	55	20	155

2010-11 School Reporting Form for Title I, Part A - 1

California Department of Education Consolidated Application

Purpose: To be completed for each Public and Private school that received Title I, Part A, funding/services during 2010-11.

Agency: Riverside Unified	3	3	6	7	2	1	5
CD code:							
School: Adams Elementary	6	0	3	2	5	2	8
School code:							

CDE Contacts: Paul Jacobs 916-319-0256 PJacobs@cde.ca.gov
 Stephanie Smith 916-319-0948 SSmith@cde.ca.gov

This page is not applicable because the school did not receive any Title I, Part A, (Basic Grant) funds.

A. 2010-11 Title I School Type: Schoolwide Program School (SWP) Targeted Assistance School (TAS)

B. 2010-11 Total Title I, Part A, Allocation: (do not include ARRA)

C. Program Participants By: Male Female

D. Program Participants: Enter the count of students who received ESEA, Title I, Part A, services.

Grade Level	Pre-K	K	1	2	3	4	5	6	7	8	9	10	11	12	Ungraded
Total Participants	0	78	72	74	67	76	62	93	0	0	0	0	0	0	0

E. Migrant **F.** Students with Disabilities **G.** LEP Participants

H. Racial/Ethnic Group: Enter by racial/ethnic group the number of students who received ESEA, Title I, Part A, services.

Hispanic or Latino of any race	American Indian or Alaskan Native, not Hispanic or Latino	Asian, not Hispanic or Latino	Black or African American, not Hispanic or Latino	Native Hawaiian or Pacific Islander, not Hispanic or Latino	White, not Hispanic or Latino	Multiracial, not Hispanic or Latino	No Response
316	4	9	19	3	84	4	83

2010-11 School Reporting Form for Title I, Part A - 1

Purpose: To be completed for each **Public** and **Private** school that received Title I, Part A, funding/services during 2010-11.

Agency: Riverside Unified
 CD code: 3 | 3 | 6 | 7 | 2 | 1 | 5
 School: Bryant Elementary
 School code: 6 | 0 | 3 | 2 | 5 | 4 | 4

CDE Contacts: Paul Jacobs 916-319-0256 Pjacobs@cde.ca.gov
 Stephanie Smith 916-319-0948 SSmith@cde.ca.gov

This page is not applicable because the school did not receive any Title I, Part A, (Basic Grant) funds.

A. 2010-11 Title I School Type: Schoolwide Program School (SWP) Targeted Assistance School (TAS)

B. 2010-11 Total Title I, Part A, Allocation: (do not include ARRA) 88,477

C. Program Participants By: 166 Male 139 Female

D. Program Participants: Enter the count of students who received ESEA, Title I, Part A, services.

Grade Level	Pre-K	K	1	2	3	4	5	6	7	8	9	10	11	12	Ungraded
Total Participants	0	39	51	41	48	34	49	43	0	0	0	0	0	0	0

E. Migrant 0 **F.** Students with Disabilities 38 **G.** LEP Participants 66

H. Racial/Ethnic Group: Enter by racial/ethnic group the number of students who received ESEA, Title I, Part A, services.

Hispanic or Latino of any race	American Indian or Alaskan Native, not Hispanic or Latino	Asian, not Hispanic or Latino	Black or African American, not Hispanic or Latino	Native Hawaiian or Pacific Islander, not Hispanic or Latino	White, not Hispanic or Latino	Multiracial, not Hispanic or Latino	No Response
140	3	4	22	2	62	9	63

2010-11 School Reporting Form for Title I, Part A - 1

California Department of Education Consolidated Application

Purpose: To be completed for each Public and Private school that received Title I, Part A, funding/services during 2010-11.

Agency: Riverside Unified	3	3	6	7	2	1	5
CD code:							
School: Emerson Elementary	6	0	3	2	5	7	7
School code:							

CDE Contacts: Paul Jacobs 916-319-0256 Pjacobsc@cde.ca.gov
 Stephanie Smith 916-319-0948 Ssmith@cde.ca.gov

This page is not applicable because the school did not receive any Title I, Part A, (Basic Grant) funds.

A. 2010-11 Title I School Type: Schoolwide Program School (SWP) Targeted Assistance School (TAS)

B. 2010-11 Total Title I, Part A, Allocation: (do not include ARRA)

C. Program Participants By: Male Female

D. Program Participants: Enter the count of students who received ESEA, Title I, Part A, services.

Grade Level	Pre-K	K	1	2	3	4	5	6	7	8	9	10	11	12	Ungraded
Total Participants	52	85	114	108	92	113	89	90	0	0	0	0	0	0	0

E. Migrant **F.** Students with Disabilities **G.** LEP Participants

H. Racial/Ethnic Group: Enter by racial/ethnic group the number of students who received ESEA, Title I, Part A, services.

Hispanic or Latino of any race	American Indian or Alaskan Native, not Hispanic or Latino	Asian, not Hispanic or Latino	Black or African American, not Hispanic or Latino	Native Hawaiian or Pacific Islander, not Hispanic or Latino	White, not Hispanic or Latino	Multiracial, not Hispanic or Latino	No Response
324	3	20	103	6	93	13	181

2010-11 School Reporting Form for Title I, Part A - 1

Purpose: To be completed for each Public and Private school that received Title I, Part A, funding/services during 2010-11.

Agency: Riverside Unified
 CD code: 3 | 3 | 6 | 7 | 2 | 1 | 5
 School: Fremont Elementary
 School code: 6 | 0 | 3 | 2 | 5 | 8 | 5

CDE Contacts: Paul Jacobs 916-319-0256 Pjacobs@cde.ca.gov
 Stephanie Smith 916-319-0948 SSmith@cde.ca.gov

This page is not applicable because the school did not receive any Title I, Part A, (Basic Grant) funds.

A. 2010-11 Title I School Type: Schoolwide Program School (SWP) Targeted Assistance School (TAS)

B. 2010-11 Total Title I, Part A, Allocation: (do not include ARRA) 190,626

C. Program Participants By: 296 Male 297 Female

D. Program Participants: Enter the count of students who received ESEA, Title I, Part A, services.

Grade Level	Pre-K	K	1	2	3	4	5	6	7	8	9	10	11	12	Ungraded
Total Participants	39	74	77	75	98	78	85	67	0	0	0	0	0	0	0

E. Migrant 0 **F.** Students with Disabilities 65 **G.** LEP Participants 174

H. Racial/Ethnic Group: Enter by racial/ethnic group the number of students who received ESEA, Title I, Part A, services.

Hispanic or Latino of any race	American Indian or Alaskan Native, not Hispanic or Latino	Asian, not Hispanic or Latino	Black or African American, not Hispanic or Latino	Native Hawaiian or Pacific Islander, not Hispanic or Latino	White, not Hispanic or Latino	Multiracial, not Hispanic or Latino	No Response
373	3	7	33	4	50	5	118

2010-11 School Reporting Form for Title I, Part A - 1

Purpose: To be completed for each Public and Private school that received Title I, Part A, funding/services during 2010-11.

Agency: Riverside Unified
 CD code: 3 | 3 | 6 | 7 | 2 | 1 | 5
 School: Hawthorne Elementary
 School code: 6 | 0 | 3 | 2 | 6 | 1 | 9

CDE Contacts: Paul Jacobs 916-319-0256 P.Jacobs@cde.ca.gov
 Stephanie Smith 916-319-0948 S.Smith@cde.ca.gov

This page is not applicable because the school did not receive any Title I, Part A, (Basic Grant) funds.

A. 2010-11 Title I School Type: Schoolwide Program School (SWP) Targeted Assistance School (TAS)

B. 2010-11 Total Title I, Part A, Allocation: (do not include ARRA) 201,707

C. Program Participants By: 357 Male 337 Female

D. Program Participants: Enter the count of students who received ESEA, Title I, Part A, services.

Grade Level	Pre-K	K	1	2	3	4	5	6	7	8	9	10	11	12	Ungraded
Total Participants	47	103	82	93	98	90	93	88	0	0	0	0	0	0	0

E. Migrant 0 **F.** Students with Disabilities 108 **G.** LEP Participants 185

H. Racial/Ethnic Group: Enter by racial/ethnic group the number of students who received ESEA, Title I, Part A, services.

Hispanic or Latino of any race	American Indian or Alaskan Native, not Hispanic or Latino	Asian, not Hispanic or Latino	Black or African American, not Hispanic or Latino	Native Hawaiian or Pacific Islander, not Hispanic or Latino	White, not Hispanic or Latino	Multiracial, not Hispanic or Latino	No Response
390	9	9	32	3	89	11	151

2010-11 School Reporting Form for Title I, Part A - 1

Purpose: To be completed for each **Public** and **Private** school that received Title I, Part A, funding/services during 2010-11.

Agency:	Riverside Unified										
CD code:	3	3	6	7	2	1	5				
School:	Highgrove Elementary										
School code:	6	0	3	2	6	2	7				

CDE Contacts: **Paul Jacobs** 916-319-0256 Pjacobsc@cde.ca.gov
Stephanie Smith 916-319-0948 SSmith@cde.ca.gov

This page is not applicable because the school did not receive any Title I, Part A, (Basic Grant) funds.

A. 2010-11 Title I School Type: Schoolwide Program School (SWP) Targeted Assistance School (TAS)

B. 2010-11 Total Title I, Part A, Allocation: (do not include ARRA)

C. Program Participants By: Male Female

D. Program Participants: Enter the count of students who received ESEA, Title I, Part A, services.

Grade Level	Pre-K	K	1	2	3	4	5	6	7	8	9	10	11	12	Ungraded
Total Participants	40	99	76	88	94	94	112	106	0	0	0	0	0	0	0

E. Migrant **F.** Students with Disabilities **G.** LEP Participants

H. Racial/Ethnic Group: Enter by racial/ethnic group the number of students who received ESEA, Title I, Part A, services.

Hispanic or Latino of any race	American Indian or Alaskan Native, not Hispanic or Latino	Asian, not Hispanic or Latino	Black or African American, not Hispanic or Latino	Native Hawaiian or Pacific Islander, not Hispanic or Latino	White, not Hispanic or Latino	Multiracial, not Hispanic or Latino	No Response
487	8	3	13	3	59	5	131

2010-11 School Reporting Form for Title I, Part A - 1

Purpose: To be completed for each Public and Private school that received Title I, Part A, funding/services during 2010-11.

Agency: Riverside Unified
 CD code:
 School: Highland Elementary
 School code:

CDE Contacts: Paul Jacobs 916-319-0256 Pjacobsc@cde.ca.gov
 Stephanie Smith 916-319-0948 Ssmith@cde.ca.gov

This page is not applicable because the school did not receive any Title I, Part A, (Basic Grant) funds.

A. 2010-11 Title I School Type: Schoolwide Program School (SWP) Targeted Assistance School (TAS)

B. 2010-11 Total Title I, Part A, Allocation: (do not include ARRA)

C. Program Participants By: Male Female

D. Program Participants: Enter the count of students who received ESEA, Title I, Part A, services.

Grade Level	Pre-K	K	1	2	3	4	5	6	7	8	9	10	11	12	Ungraded
Total Participants	43	110	106	104	132	115	100	121	0	0	0	0	0	0	0

E. Migrant **F.** Students with Disabilities **G.** LEP Participants

H. Racial/Ethnic Group: Enter by racial/ethnic group the number of students who received ESEA, Title I, Part A, services.

Hispanic or Latino of any race	American Indian or Alaskan Native, not Hispanic or Latino	Asian, not Hispanic or Latino	Black or African American, not Hispanic or Latino	Native Hawaiian or Pacific Islander, not Hispanic or Latino	White, not Hispanic or Latino	Multiracial, not Hispanic or Latino	No Response
397	3	18	76	12	109	17	199

2010-11 School Reporting Form for Title I, Part A - 1

Purpose: To be completed for each Public and Private school that received Title I, Part A, funding/services during 2010-11.

Agency: Riverside Unified
 CD code: 3 | 3 | 6 | 7 | 2 | 1 | 5
 School: Hyatt Elementary
 School code: 6 | 0 | 3 | 2 | 6 | 4 | 3

CDE Contacts: Paul Jacobs 916-319-0256 Pjacobs@cde.ca.gov
 Stephanie Smith 916-319-0948 SSmith@cde.ca.gov

This page is not applicable because the school did not receive any Title I, Part A, (Basic Grant) funds.

A. 2010-11 Title I School Type: Schoolwide Program School (SWP) Targeted Assistance School (TAS)

B. 2010-11 Total Title I, Part A, Allocation: (do not include ARRA)

C. Program Participants By: Male Female

D. Program Participants: Enter the count of students who received ESEA, Title I, Part A, services.

Grade Level	Pre-K	K	1	2	3	4	5	6	7	8	9	10	11	12	Ungraded
Total Participants	40	65	38	51	44	37	31	44	0	0	0	0	0	0	0

E. Migrant **F.** Students with Disabilities **G.** LEP Participants

H. Racial/Ethnic Group: Enter by racial/ethnic group the number of students who received ESEA, Title I, Part A, services.

Hispanic or Latino of any race	American Indian or Alaskan Native, not Hispanic or Latino	Asian, not Hispanic or Latino	Black or African American, not Hispanic or Latino	Native Hawaiian or Pacific Islander, not Hispanic or Latino	White, not Hispanic or Latino	Multiracial, not Hispanic or Latino	No Response
177	0	5	24	1	55	3	85

2010-11 School Reporting Form for Title I, Part A - 1

Purpose: To be completed for each Public and Private school that received Title I, Part A, funding/services during 2010-11.

Agency: Riverside Unified
 CD code: 3 | 3 | 6 | 7 | 2 | 1 | 5
 School: Jackson Elementary
 School code: 6 | 0 | 3 | 2 | 6 | 5 | 0

CDE Contacts: Paul Jacobs 916-319-0256 PJacobs@cde.ca.gov
 Stephanie Smith 916-319-0948 SSmith@cde.ca.gov

This page is not applicable because the school did not receive any Title I, Part A, (Basic Grant) funds.

A. 2010-11 Title I School Type: Schoolwide Program School (SWP) Targeted Assistance School (TAS)

B. 2010-11 Total Title I, Part A, Allocation: (do not include ARRA) 216,956

C. Program Participants By: 437 Male 403 Female

D. Program Participants: Enter the count of students who received ESEA, Title I, Part A, services.

Grade Level	Pre-K	K	1	2	3	4	5	6	7	8	9	10	11	12	Ungraded
Total Participants	48	113	108	117	108	120	109	117	0	0	0	0	0	0	0

E. Migrant 0 **F.** Students with Disabilities 101 **G.** LEP Participants 303

H. Racial/Ethnic Group: Enter by racial/ethnic group the number of students who received ESEA, Title I, Part A, services.

Hispanic or Latino of any race	American Indian or Alaskan Native, not Hispanic or Latino	Asian, not Hispanic or Latino	Black or African American, not Hispanic or Latino	Native Hawaiian or Pacific Islander, not Hispanic or Latino	White, not Hispanic or Latino	Multiracial, not Hispanic or Latino	No Response
466	2	18	41	3	101	12	197

2010-11 School Reporting Form for Title I, Part A - 1

Purpose: To be completed for each **Public** and **Private** school that received Title I, Part A, funding/services during 2010-11.

Agency: Riverside Unified	3	3	6	7	2	1	5
CD code:							
School: Jefferson Elementary	6	0	3	2	6	6	8
School code:							

CDE Contacts: **Paul Jacobs** 916-319-0256 PJacobs@cde.ca.gov
Stephanie Smith 916-319-0948 SSmith@cde.ca.gov

This page is not applicable because the school did not receive any Title I, Part A, (Basic Grant) funds.

A. 2010-11 Title I School Type: Schoolwide Program School (SWP) Targeted Assistance School (TAS)

B. 2010-11 Total Title I, Part A, Allocation: (do not include ARRA)

C. Program Participants By: Male Female

D. Program Participants: Enter the count of students who received ESEA, Title I, Part A, services.

Grade Level	Pre-K	K	1	2	3	4	5	6	7	8	9	10	11	12	Ungraded
Total Participants	81	112	128	142	134	142	128	133	0	0	0	0	0	0	0

E. Migrant **F.** Students with Disabilities **G.** LEP Participants

H. Racial/Ethnic Group: Enter by racial/ethnic group the number of students who received ESEA, Title I, Part A, services.

Hispanic or Latino of any race	American Indian or Alaskan Native, not Hispanic or Latino	Asian, not Hispanic or Latino	Black or African American, not Hispanic or Latino	Native Hawaiian or Pacific Islander, not Hispanic or Latino	White, not Hispanic or Latino	Multiracial, not Hispanic or Latino	No Response
578	9	13	48	4	124	12	212

2010-11 School Reporting Form for Title I, Part A - 1

Purpose: To be completed for each Public and Private school that received Title I, Part A, funding/services during 2010-11.

Agency: Riverside Unified
 CD code: 3 | 3 | 6 | 7 | 2 | 1 | 5
 School: Liberty Elementary
 School code: 6 | 0 | 3 | 2 | 6 | 8 | 4

CDE Contacts: Paul Jacobs 916-319-0256 Pjacobs@cde.ca.gov
 Stephanie Smith 916-319-0948 SSmith@cde.ca.gov

This page is not applicable because the school did not receive any Title I, Part A, (Basic Grant) funds.

A. 2010-11 Title I School Type: Schoolwide Program School (SWP) Targeted Assistance School (TAS)

B. 2010-11 Total Title I, Part A, Allocation: (do not include ARRA)

C. Program Participants By: Male Female

D. Program Participants: Enter the count of students who received ESEA, Title I, Part A, services.

Grade Level	Pre-K	K	1	2	3	4	5	6	7	8	9	10	11	12	Ungraded
Total Participants	40	114	122	112	123	119	121	121	0	0	0	0	0	0	0

E. Migrant **F.** Students with Disabilities **G.** LEP Participants

H. Racial/Ethnic Group: Enter by racial/ethnic group the number of students who received ESEA, Title I, Part A, services.

Hispanic or Latino of any race	American Indian or Alaskan Native, not Hispanic or Latino	Asian, not Hispanic or Latino	Black or African American, not Hispanic or Latino	Native Hawaiian or Pacific Islander, not Hispanic or Latino	White, not Hispanic or Latino	Multiracial, not Hispanic or Latino	No Response
531	6	9	39	7	80	11	189

2010-11 School Reporting Form for Title I, Part A - 1

Purpose: To be completed for each **Public** and **Private** school that received Title I, Part A, funding/services during 2010-11.

Agency: Riverside Unified	3	3	6	7	2	1	5
CD code:							
School: Longfellow Elementary							
School code:	6	0	3	2	6	9	2

CDE Contacts: *Paul Jacobs* 916-319-0256 *PJacobs@cde.ca.gov*
Stephanie Smith 916-319-0948 *SSmith@cde.ca.gov*

This page is not applicable because the school did not receive any Title I, Part A, (Basic Grant) funds.

A. 2010-11 Title I School Type: Schoolwide Program School (SWP) Targeted Assistance School (TAS)

B. 2010-11 Total Title I, Part A, Allocation: (do not include ARRA)

C. Program Participants By: Male Female

D. Program Participants: Enter the count of students who received ESEA, Title I, Part A, services.

Grade Level	Pre-K	K	1	2	3	4	5	6	7	8	9	10	11	12	Ungraded
Total Participants	80	114	123	93	117	111	112	94	0	0	0	0	0	0	0

E. Migrant **F.** Students with Disabilities **G.** LEP Participants

H. Racial/Ethnic Group: Enter by racial/ethnic group the number of students who received ESEA, Title I, Part A, services.

Hispanic or Latino of any race	American Indian or Alaskan Native, not Hispanic or Latino	Asian, not Hispanic or Latino	Black or African American, not Hispanic or Latino	Native Hawaiian or Pacific Islander, not Hispanic or Latino	White, not Hispanic or Latino	Multiracial, not Hispanic or Latino	No Response
631	5	5	11	0	6	0	186

2010-11 School Reporting Form for Title I, Part A - 1

Purpose: To be completed for each Public and Private school that received Title I, Part A, funding/services during 2010-11.

Agency: Riverside Unified	3	3	6	7	2	1	5
CD code:							
School: Madison Elementary	6	0	3	2	7	0	0
School code:							

CDE Contacts: Paul Jacobs 916-319-0256 PJacobs@cde.ca.gov
 Stephanie Smith 916-319-0948 SSmith@cde.ca.gov

This page is not applicable because the school did not receive any Title I, Part A, (Basic Grant) funds.

A. 2010-11 Title I School Type: Schoolwide Program School (SWP) Targeted Assistance School (TAS)

B. 2010-11 Total Title I, Part A, Allocation: (do not include ARRA)

C. Program Participants By: Male Female

D. Program Participants: Enter the count of students who received ESEA, Title I, Part A, services.

Grade Level	Pre-K	K	1	2	3	4	5	6	7	8	9	10	11	12	Ungraded
Total Participants	0	75	91	97	123	118	106	132	0	0	0	0	0	0	0

E. Migrant **F.** Students with Disabilities **G.** LEP Participants

H. Racial/Ethnic Group: Enter by racial/ethnic group the number of students who received ESEA, Title I, Part A, services.

Hispanic or Latino of any race	American Indian or Alaskan Native, not Hispanic or Latino	Asian, not Hispanic or Latino	Black or African American, not Hispanic or Latino	Native Hawaiian or Pacific Islander, not Hispanic or Latino	White, not Hispanic or Latino	Multiracial, not Hispanic or Latino	No Response
444	0	4	36	3	103	10	142

2010-11 School Reporting Form for Title I, Part A - 1

Purpose: To be completed for each **Public** and **Private** school that received Title I, Part A, funding/services during 2010-11.

Agency: Riverside Unified	3	3	6	7	2	1	5
CD code:							
School: Magnolia Elementary	6	0	3	2	7	1	8
School code:							

CDE Contacts: **Paul Jacobs** 916-319-0256 Pjacobsc@cde.ca.gov
Stephanie Smith 916-319-0948 SSmith@cde.ca.gov

This page is not applicable because the school did not receive any Title I, Part A, (Basic Grant) funds.

A. 2010-11 Title I School Type: Schoolwide Program School (SWP) Targeted Assistance School (TAS)

B. 2010-11 Total Title I, Part A, Allocation: (do not include ARRA)

C. Program Participants By: Male Female

D. Program Participants: Enter the count of students who received ESEA, Title I, Part A, services.

Grade Level	Pre-K	K	1	2	3	4	5	6	7	8	9	10	11	12	Ungraded
Total Participants	49	95	97	115	100	118	97	110	0	0	0	0	0	0	0

E. Migrant **F.** Students with Disabilities **G.** LEP Participants

H. Racial/Ethnic Group: Enter by racial/ethnic group the number of students who received ESEA, Title I, Part A, services.

Hispanic or Latino of any race	American Indian or Alaskan Native, not Hispanic or Latino	Asian, not Hispanic or Latino	Black or African American, not Hispanic or Latino	Native Hawaiian or Pacific Islander, not Hispanic or Latino	White, not Hispanic or Latino	Multiracial, not Hispanic or Latino	No Response
352	2	4	33	1	170	27	192

2010-11 School Reporting Form for Title I, Part A - 1

Purpose: To be completed for each Public and Private school that received Title I, Part A, funding/services during 2010-11.

Agency: Riverside Unified
 CD code: 3 | 3 | 6 | 7 | 2 | 1 | 5
 School: Monroe Elementary
 School code: 6 | 0 | 3 | 2 | 7 | 2 | 6

CDE Contacts: Paul Jacobs 916-319-0256 Pjacobs@cde.ca.gov
 Stephanie Smith 916-319-0948 Ssmith@cde.ca.gov

This page is not applicable because the school did not receive any Title I, Part A, (Basic Grant) funds.

A. 2010-11 Title I School Type: Schoolwide Program School (SWP) Targeted Assistance School (TAS)

B. 2010-11 Total Title I, Part A, Allocation: (do not include ARRA) 209,780

C. Program Participants By: 372 Male 362 Female

D. Program Participants: Enter the count of students who received ESEA, Title I, Part A, services.

Grade Level	Pre-K	K	1	2	3	4	5	6	7	8	9	10	11	12	Ungraded
Total Participants	50	76	94	113	100	123	86	92	0	0	0	0	0	0	0

E. Migrant 0 **F.** Students with Disabilities 65 **G.** LEP Participants 242

H. Racial/Ethnic Group: Enter by racial/ethnic group the number of students who received ESEA, Title I, Part A, services.

Hispanic or Latino of any race	American Indian or Alaskan Native, not Hispanic or Latino	Asian, not Hispanic or Latino	Black or African American, not Hispanic or Latino	Native Hawaiian or Pacific Islander, not Hispanic or Latino	White, not Hispanic or Latino	Multiracial, not Hispanic or Latino	No Response
436	5	5	42	0	82	18	146

2010-11 School Reporting Form for Title I, Part A - 1

Purpose: To be completed for each Public and Private school that received Title I, Part A, funding/services during 2010-11.

Agency: Riverside Unified
 CD code: 3 | 3 | 6 | 7 | 2 | 1 | 5
 School: Mountain View Elementary
 School code: 6 | 0 | 3 | 2 | 7 | 3 | 4

CDE Contacts: Paul Jacobs 916-319-0256 Pjacobs@cde.ca.gov
 Stephanie Smith 916-319-0948 Ssmith@cde.ca.gov

This page is not applicable because the school did not receive any Title I, Part A, (Basic Grant) funds.

A. 2010-11 Title I School Type: Schoolwide Program School (SWP) Targeted Assistance School (TAS)

B. 2010-11 Total Title I, Part A, Allocation: (do not include ARRA) 217,909

C. Program Participants By: 429 Male 399 Female

D. Program Participants: Enter the count of students who received ESEA, Title I, Part A, services.

Grade Level	Pre-K	K	1	2	3	4	5	6	7	8	9	10	11	12	Ungraded
Total Participants	50	103	101	102	110	112	117	133	0	0	0	0	0	0	0

E. Migrant 0 **F.** Students with Disabilities 119 **G.** LEP Participants 276

H. Racial/Ethnic Group: Enter by racial/ethnic group the number of students who received ESEA, Title I, Part A, services.

	American Indian or Alaskan Native, not Hispanic or Latino	Asian, not Hispanic or Latino	Black or African American, not Hispanic or Latino	Native Hawaiian or Pacific Islander, not Hispanic or Latino	White, not Hispanic or Latino	Multiracial, not Hispanic or Latino	No Response
Hispanic or Latino of any race	2	19	21	1	81	11	166

2010-11 School Reporting Form for Title I, Part A - 1

Consolidated Application

Agency: Riverside Unified

CD code:

School: Pachappa Elementary

School code:

Purpose: To be completed for each Public and Private school that received Title I, Part A, funding/services during 2010-11.

CDE Contacts: Paul Jacobs 916-319-0256 P.Jacobs@cde.ca.gov
Stephanie Smith 916-319-0948 S.Smith@cde.ca.gov

This page is not applicable because the school did not receive any Title I, Part A, (Basic Grant) funds.

A. 2010-11 Title I School Type: Schoolwide Program School (SWP) Targeted Assistance School (TAS)

B. 2010-11 Total Title I, Part A, Allocation: (do not include ARRA)

C. Program Participants By: Male Female

D. Program Participants: Enter the count of students who received ESEA, Title I, Part A, services.

Grade Level	Pre-K	K	1	2	3	4	5	6	7	8	9	10	11	12	Ungraded
Total Participants	48	117	101	89	90	107	101	90	0	0	0	0	0	0	0

E. Migrant **F.** Students with Disabilities **G.** LEP Participants

H. Racial/Ethnic Group: Enter by racial/ethnic group the number of students who received ESEA, Title I, Part A, services.

Hispanic or Latino of any race	American Indian or Alaskan Native, not Hispanic or Latino	Asian, not Hispanic or Latino	Black or African American, not Hispanic or Latino	Native Hawaiian or Pacific Islander, not Hispanic or Latino	White, not Hispanic or Latino	Multiracial, not Hispanic or Latino	No Response
317	2	5	39	0	174	24	182

2010-11 School Reporting Form for Title I, Part A - 1

Purpose: To be completed for each Public and Private school that received Title I, Part A, funding/services during 2010-11.

Agency: Riverside Unified	3	3	6	7	2	1	5
CD code:							
School: Victoria Elementary	6	0	3	2	7	7	5
School code:							

CDE Contacts: Paul Jacobs 916-319-0256 PJacobs@cde.ca.gov
 Stephanie Smith 916-319-0948 SSmith@cde.ca.gov

This page is not applicable because the school did not receive any Title I, Part A, (Basic Grant) funds.

A. 2010-11 Title I School Type: Schoolwide Program School (SWP) Targeted Assistance School (TAS)

B. 2010-11 Total Title I, Part A, Allocation: (do not include ARRA)

C. Program Participants By: Male Female

D. Program Participants: Enter the count of students who received ESEA, Title I, Part A, services.

Grade Level	Pre-K	K	1	2	3	4	5	6	7	8	9	10	11	12	Ungraded
Total Participants	0	85	80	92	68	86	92	90	0	0	0	0	0	0	0

E. Migrant **F.** Students with Disabilities **G.** LEP Participants

H. Racial/Ethnic Group: Enter by racial/ethnic group the number of students who received ESEA, Title I, Part A, services.

Hispanic or Latino of any race	American Indian or Alaskan Native, not Hispanic or Latino	Asian, not Hispanic or Latino	Black or African American, not Hispanic or Latino	Native Hawaiian or Pacific Islander, not Hispanic or Latino	White, not Hispanic or Latino	Multiracial, not Hispanic or Latino	No Response
337	6	16	13	1	125	11	84

2010-11 School Reporting Form for Title I, Part A - 1

Purpose: To be completed for each Public and Private school that received Title I, Part A, funding/services during 2010-11.

CDE Contacts: Paul Jacobs 916-319-0256 PJacobs@cde.ca.gov
 Stephanie Smith 916-319-0948 SSmith@cde.ca.gov

Agency: Riverside Unified
 CD code: 3 | 3 | 6 | 7 | 2 | 1 | 5
 School: Central Middle
 School code: 6 | 0 | 5 | 9 | 1 | 2 | 5

This page is not applicable because the school did not receive any Title I, Part A, (Basic Grant) funds.

A. 2010-11 Title I School Type: Schoolwide Program School (SWP) Targeted Assistance School (TAS)

B. 2010-11 Total Title I, Part A, Allocation: (do not include ARRA)

C. Program Participants By: Male Female

D. Program Participants: Enter the count of students who received ESEA, Title I, Part A, services.

Grade Level	Pre-K	K	1	2	3	4	5	6	7	8	9	10	11	12	Ungraded
Total Participants	0	0	0	0	0	0	0	0	342	343	0	0	0	0	0

E. Migrant **F.** Students with Disabilities **G.** LEP Participants

H. Racial/Ethnic Group: Enter by racial/ethnic group the number of students who received ESEA, Title I, Part A, services.

Hispanic or Latino of any race	American Indian or Alaskan Native, not Hispanic or Latino	Asian, not Hispanic or Latino	Black or African American, not Hispanic or Latino	Native Hawaiian or Pacific Islander, not Hispanic or Latino	White, not Hispanic or Latino	Multiracial, not Hispanic or Latino	No Response
409	4	10	56	3	125	10	68

2010-11 School Reporting Form for Title I, Part A - 1

Purpose: To be completed for each Public and Private school that received Title I, Part A, funding/services during 2010-11.

Agency: Riverside Unified
 CD code:

3	3	6	7	2	1	5
---	---	---	---	---	---	---

 School: Sierra Middle
 School code:

6	0	5	9	1	4	1
---	---	---	---	---	---	---

CDE Contacts: Paul Jacobs 916-319-0256 Pjacobs@cde.ca.gov
 Stephanie Smith 916-319-0948 SSmith@cde.ca.gov

This page is not applicable because the school did not receive any Title I, Part A, (Basic Grant) funds.

A. 2010-11 Title I School Type: Schoolwide Program School (SWP) Targeted Assistance School (TAS)

B. 2010-11 Total Title I, Part A, Allocation: (do not include ARRA)

C. Program Participants By: Male Female

D. Program Participants: Enter the count of students who received ESEA, Title I, Part A, services.

Grade Level	Pre-K	K	1	2	3	4	5	6	7	8	9	10	11	12	Ungraded
Total Participants	0	0	0	0	0	0	0	0	439	462	0	0	0	0	0

E. Migrant **F.** Students with Disabilities **G.** LEP Participants

H. Racial/Ethnic Group: Enter by racial/ethnic group the number of students who received ESEA, Title I, Part A, services.

Hispanic or Latino of any race	American Indian or Alaskan Native, not Hispanic or Latino	Asian, not Hispanic or Latino	Black or African American, not Hispanic or Latino	Native Hawaiian or Pacific Islander, not Hispanic or Latino	White, not Hispanic or Latino	Multiracial, not Hispanic or Latino	No Response
559	6	28	63	4	143	12	86

2010-11 School Reporting Form for Title I, Part A - 1

Purpose: To be completed for each Public and Private school that received Title I, Part A, funding/services during 2010-11.

Agency: Riverside Unified
 CD code: 3 | 3 | 6 | 7 | 2 | 1 | 5
 School: University Heights Middle
 School code: 6 | 0 | 5 | 9 | 1 | 5 | 8

CDE Contacts: Paul Jacobs 916-319-0256 Pjacobs@cde.ca.gov
 Stephanie Smith 916-319-0948 SSmith@cde.ca.gov

This page is not applicable because the school did not receive any Title I, Part A, (Basic Grant) funds.

A. 2010-11 Title I School Type: Schoolwide Program School (SWP) Targeted Assistance School (TAS)

B. 2010-11 Total Title I, Part A, Allocation: (do not include ARRA) 241,025

C. Program Participants By: 445 Male 380 Female

D. Program Participants: Enter the count of students who received ESEA, Title I, Part A, services.

Grade Level	Pre-K	K	1	2	3	4	5	6	7	8	9	10	11	12	Ungraded
Total Participants	0	0	0	0	0	0	0	0	423	402	0	0	0	0	0

E. Migrant 0 **F.** Students with Disabilities 99 **G.** LEP Participants 172

H. Racial/Ethnic Group: Enter by racial/ethnic group the number of students who received ESEA, Title I, Part A, services.

Hispanic or Latino of any race	American Indian or Alaskan Native, not Hispanic or Latino	Asian, not Hispanic or Latino	Black or African American, not Hispanic or Latino	Native Hawaiian or Pacific Islander, not Hispanic or Latino	White, not Hispanic or Latino	Multiracial, not Hispanic or Latino	No Response
563	1	16	77	3	82	11	72

2010-11 School Reporting Form for Title I, Part A - 1

Purpose: To be completed for each Public and Private school that received Title I, Part A, funding/services during 2010-11.

Agency: Riverside Unified	3	3	6	7	2	1	5
CD code:							
School: Chemawa Middle	6	0	6	1	7	9	0
School code:							

CDE Contacts: Paul Jacobs 916-319-0256 Pjacobs@cde.ca.gov
 Stephanie Smith 916-319-0948 SSmith@cde.ca.gov

This page is not applicable because the school did not receive any Title I, Part A, (Basic Grant) funds.

A. 2010-11 Title I School Type: Schoolwide Program School (SWP) Targeted Assistance School (TAS)

B. 2010-11 Total Title I, Part A, Allocation: (do not include ARRA)

C. Program Participants By: Male Female

D. Program Participants: Enter the count of students who received ESEA, Title I, Part A, services.

Grade Level	Pre-K	K	1	2	3	4	5	6	7	8	9	10	11	12	Ungraded
Total Participants	0	0	0	0	0	0	0	0	513	528	0	0	0	0	0

E. Migrant **F. Students with Disabilities** **G. LEP Participants**

H. Racial/Ethnic Group: Enter by racial/ethnic group the number of students who received ESEA, Title I, Part A, services.

Hispanic or Latino of any race	American Indian or Alaskan Native, not Hispanic or Latino	Asian, not Hispanic or Latino	Black or African American, not Hispanic or Latino	Native Hawaiian or Pacific Islander, not Hispanic or Latino	White, not Hispanic or Latino	Multiracial, not Hispanic or Latino	No Response
672	10	13	54	4	169	15	104

2010-11 School Reporting Form for Title I, Part A - 1

California Department of Education

Consolidated Application

Purpose: To be completed for each **Public** and **Private** school that received Title I, Part A, funding/services during 2010-11.

Agency: Riverside Unified
 CD code:
 School: William Howard Taft Elementary
 School code:

CDE Contacts: Paul Jacobs 916-319-0256 PJacobs@cde.ca.gov
 Stephanie Smith 916-319-0948 SSmith@cde.ca.gov

This page is not applicable because the school did not receive any Title I, Part A, (Basic Grant) funds.

A. 2010-11 Title I School Type: Schoolwide Program School (SWP) Targeted Assistance School (TAS)

B. 2010-11 Total Title I, Part A, Allocation: (do not include ARRA)

C. Program Participants By: Male Female

D. Program Participants: Enter the count of students who received ESEA, Title I, Part A, services.

Grade Level	Pre-K	K	1	2	3	4	5	6	7	8	9	10	11	12	Ungraded
Total Participants	0	101	108	89	118	117	122	99	0	0	0	0	0	0	0

E. Migrant **F.** Students with Disabilities **G.** LEP Participants

H. Racial/Ethnic Group: Enter by racial/ethnic group the number of students who received ESEA, Title I, Part A, services.

Racial/Ethnic Group	American Indian or Alaskan Native, not Hispanic or Latino	Asian, not Hispanic or Latino	Black or African American, not Hispanic or Latino	Native Hawaiian or Pacific Islander, not Hispanic or Latino	White, not Hispanic or Latino	Multiracial, not Hispanic or Latino	No Response
Hispanic or Latino of any race	348	23	36	4	144	23	176

2010-11 School Reporting Form for Title I, Part A - 1

Purpose: To be completed for each Public and Private school that received Title I, Part A, funding/services during 2010-11.

Agency: Riverside Unified
 CD code: 3 | 3 | 6 | 7 | 2 | 1 | 5
 School: All Saints' Garden Academy
 School code: 6 | 1 | 3 | 2 | 7 | 1 | 6

CDE Contacts: Paul Jacobs 916-319-0256 Pjacobs@cde.ca.gov
 Stephanie Smith 916-319-0948 SSmith@cde.ca.gov

This page is not applicable because the school did not receive any Title I, Part A, (Basic Grant) funds.

A. 2010-11 Title I School Type: Schoolwide Program School (SWP) Targeted Assistance School (TAS)

B. 2010-11 Total Title I, Part A, Allocation: (do not include ARRA)

C. Program Participants By: Male Female

D. Program Participants: Enter the count of students who received ESEA, Title I, Part A, services.

Grade Level	Pre-K	K	1	2	3	4	5	6	7	8	9	10	11	12	Ungraded
Total Participants	0	1	0	4	0	0	0	0	0	0	0	0	0	0	0

E. Migrant **F.** Students with Disabilities **G.** LEP Participants

H. Racial/Ethnic Group: Enter by racial/ethnic group the number of students who received ESEA, Title I, Part A, services.

Hispanic or Latino of any race	American Indian or Alaskan Native, not Hispanic or Latino	Asian, not Hispanic or Latino	Black or African American, not Hispanic or Latino	Native Hawaiian or Pacific Islander, not Hispanic or Latino	White, not Hispanic or Latino	Multiracial, not Hispanic or Latino	No Response
1	0	0	1	0	3	0	0

2010-11 School Reporting Form for Title I, Part A - 1

Purpose: To be completed for each Public and Private school that received Title I, Part A, funding/services during 2010-11.

Agency: Riverside Unified
 CD code: 3 | 3 | 6 | 7 | 2 | 1 | 5
 School: Harvest Christian School
 School code: 6 | 9 | 1 | 8 | 9 | 4 | 0

CDE Contacts: Paul Jacobs 916-319-0256 P.Jacobs@cde.ca.gov
 Stephanie Smith 916-319-0948 S.Smith@cde.ca.gov

This page is not applicable because the school did not receive any Title I, Part A, (Basic Grant) funds.

A. 2010-11 Title I School Type: Schoolwide Program School (SWP) Targeted Assistance School (TAS)

B. 2010-11 Total Title I, Part A, Allocation: (do not include ARRA)

C. Program Participants By: Male Female

D. Program Participants: Enter the count of students who received ESEA, Title I, Part A, services.

Grade Level	Pre-K	K	1	2	3	4	5	6	7	8	9	10	11	12	Ungraded
Total Participants	0	0	8	8	10	2	9	6	0	0	0	0	0	0	0

E. Migrant **F.** Students with Disabilities **G.** LEP Participants

H. Racial/Ethnic Group: Enter by racial/ethnic group the number of students who received ESEA, Title I, Part A, services.

Hispanic or Latino of any race	American Indian or Alaskan Native, not Hispanic or Latino	Asian, not Hispanic or Latino	Black or African American, not Hispanic or Latino	Native Hawaiian or Pacific Islander, not Hispanic or Latino	White, not Hispanic or Latino	Multiracial, not Hispanic or Latino	No Response
10	0	2	4	0	24	3	0

2010-11 School Reporting Form for Title I, Part A - 1

Purpose: To be completed for each Public and Private school that received Title I, Part A, funding/services during 2010-11.

Agency: Riverside Unified
 CD code: 3 | 3 | 6 | 7 | 2 | 1 | 5
 School: Riverside Christian Schools
 School code: 6 | 9 | 3 | 7 | 9 | 0 | 8

CDE Contacts: Paul Jacobs 916-319-0256 Pjacobs@cde.ca.gov
 Stephanie Smith 916-319-0948 SSmith@cde.ca.gov

This page is not applicable because the school did not receive any Title I, Part A, (Basic Grant) funds.

A. 2010-11 Title I School Type: Schoolwide Program School (SWP) Targeted Assistance School (TAS)

B. 2010-11 Total Title I, Part A, Allocation: (do not include ARRA)

C. Program Participants By: Male Female

D. Program Participants: Enter the count of students who received ESEA, Title I, Part A, services.

Grade Level	Pre-K	K	1	2	3	4	5	6	7	8	9	10	11	12	Ungraded
Total Participants	0	11	6	6	6	9	3	5	8	7	0	0	0	0	0

E. Migrant **F.** Students with Disabilities **G.** LEP Participants

H. Racial/Ethnic Group: Enter by racial/ethnic group the number of students who received ESEA, Title I, Part A, services.

Hispanic or Latino of any race	American Indian or Alaskan Native, not Hispanic or Latino	Asian, not Hispanic or Latino	Black or African American, not Hispanic or Latino	Native Hawaiian or Pacific Islander, not Hispanic or Latino	White, not Hispanic or Latino	Multiracial, not Hispanic or Latino	No Response
12	0	0	11	0	33	5	0

2010-11 School Reporting Form for Title I, Part A - 1

Purpose: To be completed for each Public and Private school that received Title I, Part A, funding/services during 2010-11.

Agency: Riverside Unified	3	3	6	7	2	1	5
CD code:							
School: Immanuel Lutheran Elementary							
School code:	6	9	6	5	4	6	1

CDE Contacts: Paul Jacobs 916-319-0256 Pjacobs@cde.ca.gov
 Stephanie Smith 916-319-0948 SSmith@cde.ca.gov

This page is not applicable because the school did not receive any Title I, Part A, (Basic Grant) funds.

A. 2010-11 Title I School Type: Schoolwide Program School (SWP) Targeted Assistance School (TAS)

B. 2010-11 Total Title I, Part A, Allocation: (do not include ARRA)

C. Program Participants By: Male Female

D. Program Participants: Enter the count of students who received ESEA, Title I, Part A, services.

Grade Level	Pre-K	K	1	2	3	4	5	6	7	8	9	10	11	12	Ungraded
Total Participants	0	0	5	12	4	9	3	1	0	0	0	0	0	0	0

E. Migrant **F.** Students with Disabilities **G.** LEP Participants

H. Racial/Ethnic Group: Enter by racial/ethnic group the number of students who received ESEA, Title I, Part A, services.

Hispanic or Latino of any race	American Indian or Alaskan Native, not Hispanic or Latino	Asian, not Hispanic or Latino	Black or African American, not Hispanic or Latino	Native Hawaiian or Pacific Islander, not Hispanic or Latino	White, not Hispanic or Latino	Multiracial, not Hispanic or Latino	No Response
3	0	0	4	0	26	1	0

2010-11 School Reporting Form for Title I, Part A - 1

Purpose: To be completed for each **Public** and **Private** school that received Title I, Part A, funding/services during 2010-11.

Agency: Riverside Unified
 CD code: 3 | 3 | 6 | 7 | 2 | 1 | 5
 School: Our Lady of Perpetual Help
 School code: 6 | 9 | 7 | 6 | 8 | 4 | 9

CDE Contacts: Paul Jacobs 916-319-0256 Pjacobs@cde.ca.gov
 Stephanie Smith 916-319-0948 SSmith@cde.ca.gov

This page is not applicable because the school did not receive any Title I, Part A, (Basic Grant) funds.

A. 2010-11 Title I School Type: Schoolwide Program School (SWP) Targeted Assistance School (TAS)

B. 2010-11 Total Title I, Part A, Allocation: (do not include ARRA) 20,648

C. Program Participants By: 27 Male 34 Female

D. Program Participants: Enter the count of students who received ESEA, Title I, Part A, services.

Grade Level	Pre-K	K	1	2	3	4	5	6	7	8	9	10	11	12	Ungraded
Total Participants	0	7	4	7	11	8	9	5	4	6	0	0	0	0	0

E. Migrant 0 **F.** Students with Disabilities 0 **G.** LEP Participants 0

H. Racial/Ethnic Group: Enter by racial/ethnic group the number of students who received ESEA, Title I, Part A, services.

Hispanic or Latino of any race	American Indian or Alaskan Native, not Hispanic or Latino	Asian, not Hispanic or Latino	Black or African American, not Hispanic or Latino	Native Hawaiian or Pacific Islander, not Hispanic or Latino	White, not Hispanic or Latino	Multiracial, not Hispanic or Latino	No Response
36	0	2	2	0	21	0	0

2010-11 School Reporting Form for Title I, Part A - 1

Purpose: To be completed for each Public and Private school that received Title I, Part A, funding/services during 2010-11.

Agency: Riverside Unified	3	3	6	7	2	1	5
CD code:	6	9	7	6	9	2	2
School: Saint Catherine of Alexandria School							
School code:							

CDE Contacts: Paul Jacobs 916-319-0256 PJacobs@cde.ca.gov
 Stephanie Smith 916-319-0948 SSmith@cde.ca.gov

This page is not applicable because the school did not receive any Title I, Part A, (Basic Grant) funds.

A. 2010-11 Title I School Type: Schoolwide Program School (SWP) Targeted Assistance School (TAS)

B. 2010-11 Total Title I, Part A, Allocation: (do not include ARRA)

C. Program Participants By: Male Female

D. Program Participants: Enter the count of students who received ESEA, Title I, Part A, services.

Grade Level	Pre-K	K	1	2	3	4	5	6	7	8	9	10	11	12	Ungraded
Total Participants	0	0	3	5	4	6	6	4	0	1	0	0	0	0	0

E. Migrant **F.** Students with Disabilities **G.** LEP Participants

H. Racial/Ethnic Group: Enter by racial/ethnic group the number of students who received ESEA, Title I, Part A, services.

Hispanic or Latino of any race	American Indian or Alaskan Native, not Hispanic or Latino	Asian, not Hispanic or Latino	Black or African American, not Hispanic or Latino	Native Hawaiian or Pacific Islander, not Hispanic or Latino	White, not Hispanic or Latino	Multiracial, not Hispanic or Latino	No Response
10	0	1	1	0	15	2	0

2010-11 School Reporting Form for Title I, Part A - 1

Purpose: To be completed for each Public and Private school that received Title I, Part A, funding/services during 2010-11.

Agency: Riverside Unified
 CD code: 3 | 3 | 6 | 7 | 2 | 1 | 5
 School: St. Francis de Sales School
 School code: 6 | 9 | 7 | 6 | 9 | 4 | 8

CDE Contacts: Paul Jacobs 916-319-0256 P.Jacobs@cde.ca.gov
 Stephanie Smith 916-319-0948 SSmith@cde.ca.gov

This page is not applicable because the school did not receive any Title I, Part A, (Basic Grant) funds.

A. 2010-11 Title I School Type: Schoolwide Program School (SWP) Targeted Assistance School (TAS)

B. 2010-11 Total Title I, Part A, Allocation: (do not include ARRA)

C. Program Participants By: Male Female

D. Program Participants: Enter the count of students who received ESEA, Title I, Part A, services.

Grade Level	Pre-K	K	1	2	3	4	5	6	7	8	9	10	11	12	Ungraded
Total Participants	0	3	5	8	13	5	10	5	4	1	0	0	0	0	0

E. Migrant **F.** Students with Disabilities **G.** LEP Participants

H. Racial/Ethnic Group: Enter by racial/ethnic group the number of students who received ESEA, Title I, Part A, services.

Hispanic or Latino of any race	American Indian or Alaskan Native, not Hispanic or Latino	Asian, not Hispanic or Latino	Black or African American, not Hispanic or Latino	Native Hawaiian or Pacific Islander, not Hispanic or Latino	White, not Hispanic or Latino	Multiracial, not Hispanic or Latino	No Response
35	0	1	2	1	15	0	0

2010-11 School Reporting Form for Title I, Part A - 1

Purpose: To be completed for each **Public** and **Private** school that received Title I, Part A, funding/services during 2010-11.

Agency: Riverside Unified
 CD code: 3 | 3 | 6 | 7 | 2 | 1 | 5
 School: St. Thomas the Apostle School
 School code: 6 | 9 | 7 | 6 | 9 | 9 | 7

CDE Contacts: Paul Jacobs 916-319-0256 Pjacobs@cde.ca.gov
 Stephanie Smith 916-319-0948 SSmith@cde.ca.gov

This page is not applicable because the school did not receive any Title I, Part A, (Basic Grant) funds.

A. 2010-11 Title I School Type: Schoolwide Program School (SWP) Targeted Assistance School (TAS)

B. 2010-11 Total Title I, Part A, Allocation: (do not include ARRA)

C. Program Participants By: Male Female

D. Program Participants: Enter the count of students who received ESEA, Title I, Part A, services.

Grade Level	Pre-K	K	1	2	3	4	5	6	7	8	9	10	11	12	Ungraded
Total Participants	0	0	8	2	8	5	7	9	7	5	0	0	0	0	0

E. Migrant **F.** Students with Disabilities **G.** LEP Participants

H. Racial/Ethnic Group: Enter by racial/ethnic group the number of students who received ESEA, Title I, Part A, services.

Hispanic or Latino of any race	American Indian or Alaskan Native, not Hispanic or Latino	Asian, not Hispanic or Latino	Black or African American, not Hispanic or Latino	Native Hawaiian or Pacific Islander, not Hispanic or Latino	White, not Hispanic or Latino	Multiracial, not Hispanic or Latino	No Response
24	0	1	1	0	19	6	0

2010-11 School Reporting Form for Title I, Part A - 1

Purpose: To be completed for each Public and Private school that received Title I, Part A, funding/services during 2010-11.

Agency: Riverside Unified	3	3	6	7	2	1	5
CD code:							
School: Islamic Academy of Riverside	7	0	5	7	4	8	2
School code:							

CDE Contacts: Paul Jacobs 916-319-0256 PJacobs@cde.ca.gov
 Stephanie Smith 916-319-0948 SSmith@cde.ca.gov

This page is not applicable because the school did not receive any Title I, Part A, (Basic Grant) funds.

A. 2010-11 Title I School Type: Schoolwide Program School (SWP) Targeted Assistance School (TAS)

B. 2010-11 Total Title I, Part A, Allocation: (do not include ARRA)

C. Program Participants By: Male Female

D. Program Participants: Enter the count of students who received ESEA, Title I, Part A, services.

Grade Level	Pre-K	K	1	2	3	4	5	6	7	8	9	10	11	12	Ungraded
Total Participants	0	1	1	2	2	0	0	0	0	0	0	0	0	0	0

E. Migrant **F.** Students with Disabilities **G.** LEP Participants

H. Racial/Ethnic Group: Enter by racial/ethnic group the number of students who received ESEA, Title I, Part A, services.

Hispanic or Latino of any race	American Indian or Alaskan Native, not Hispanic or Latino	Asian, not Hispanic or Latino	Black or African American, not Hispanic or Latino	Native Hawaiian or Pacific Islander, not Hispanic or Latino	White, not Hispanic or Latino	Multiracial, not Hispanic or Latino	No Response
0	0	0	0	0	0	6	0

2010-11 School Reporting Form for Title I, Part A - 2

California Department of Education

Consolidated Application

Purpose: To be completed for each Title I, Part A, Targeted Assistance School (TAS).

CDE Contacts: Paul Jacobs 916-319-0256 PJacobs@cde.ca.gov
 Stephanie Smith 916-319-0948 SSmith@cde.ca.gov

Agency: Riverside Unified
 CD code: 3 | 3 | 6 | 7 | 2 | 1 | 5
 School: All Saints' Garden Academy
 School Code: 6 | 1 | 3 | 2 | 7 | 1 | 6
 This page is not applicable because this is not a Title I, Part A, TAS.

I. Type of Service: TAS only. Enter number of students who received ESEA, Title I, Part A, services.

Instructional Service Area	Mathematics	Reading/Language Arts	Science	Social Studies	Vocational/Career	Other
Participants	3	2	0	0	0	0
Support Service Area	Health, Dental, and Eye Care			Supporting Guidance/Advocacy		
Participants	0			0		

J. School-Level Staff: TAS only. Enter the school-level staff FTE paid with ESEA, Title I, Part A, funds.

Administrators (non-clerical)	Teachers	Paraprofessionals	Support Staff (clerical and non-clerical)	Other
0.00	0.00	0.00	0.00	0.00

2010-11 School Reporting Form for Title I, Part A - 2

California Department of Education

Consolidated Application

717

Purpose: To be completed for each Title I, Part A, Targeted Assistance School (TAS).

Agency: Riverside Unified	<table border="1" style="border-collapse: collapse;"> <tr> <td style="width: 10%;">3</td> <td style="width: 10%;">3</td> <td style="width: 10%;">6</td> <td style="width: 10%;">7</td> <td style="width: 10%;">2</td> <td style="width: 10%;">1</td> <td style="width: 10%;">5</td> </tr> </table>	3	3	6	7	2	1	5
3	3	6	7	2	1	5		
CD code:								
School: Harvest Christian School								
School Code:	<table border="1" style="border-collapse: collapse;"> <tr> <td style="width: 10%;">6</td> <td style="width: 10%;">9</td> <td style="width: 10%;">1</td> <td style="width: 10%;">8</td> <td style="width: 10%;">9</td> <td style="width: 10%;">4</td> <td style="width: 10%;">0</td> </tr> </table>	6	9	1	8	9	4	0
6	9	1	8	9	4	0		

CDE Contacts: Paul Jacobs 916-319-0256 PJacobs@cde.ca.gov
 Stephanie Smith 916-319-0948 SSmith@cde.ca.gov

This page is not applicable because this is not a Title I, Part A, TAS.

I. Type of Service: TAS only. Enter number of students who received ESEA, Title I, Part A, services.

Instructional Service Area	Mathematics	Reading/Language Arts	Science	Social Studies	Vocational/Career	Other
Participants	26	27	0	0	0	0
Support Service Area	Health, Dental, and Eye Care		Supporting Guidance/Advocacy		Other	
Participants	0		0		0	

J. School-Level Staff: TAS only. Enter the school-level staff FTE paid with ESEA, Title I, Part A, funds.

Administrators (non-clerical)	Teachers	Paraprofessionals	Support Staff (clerical and non-clerical)	Other
0.00	0.00	0.00	0.00	0.00

2010-11 School Reporting Form for Title I, Part A - 2

California Department of Education

Consolidated Application

718

Purpose: To be completed for each Title I, Part A, Targeted Assistance School (TAS).

CDE Contacts: Paul Jacobs 916-319-0256 Pjacobs@cde.ca.gov Stephanie Smith 916-319-0948 Ssmith@cde.ca.gov	Agency: Riverside Unified CD code: <table style="display: inline-table; border: none;"><tr><td style="border: 1px solid black; width: 20px; text-align: center;">3</td><td style="border: 1px solid black; width: 20px; text-align: center;">3</td><td style="border: 1px solid black; width: 20px; text-align: center;">6</td><td style="border: 1px solid black; width: 20px; text-align: center;">7</td><td style="border: 1px solid black; width: 20px; text-align: center;">2</td><td style="border: 1px solid black; width: 20px; text-align: center;">1</td><td style="border: 1px solid black; width: 20px; text-align: center;">5</td></tr></table> School: Riverside Christian Schools School Code: <table style="display: inline-table; border: none;"><tr><td style="border: 1px solid black; width: 20px; text-align: center;">6</td><td style="border: 1px solid black; width: 20px; text-align: center;">9</td><td style="border: 1px solid black; width: 20px; text-align: center;">3</td><td style="border: 1px solid black; width: 20px; text-align: center;">7</td><td style="border: 1px solid black; width: 20px; text-align: center;">9</td><td style="border: 1px solid black; width: 20px; text-align: center;">0</td><td style="border: 1px solid black; width: 20px; text-align: center;">8</td></tr></table>	3	3	6	7	2	1	5	6	9	3	7	9	0	8
3	3	6	7	2	1	5									
6	9	3	7	9	0	8									
<input type="checkbox"/> This page is not applicable because this is not a Title I, Part A, TAS.															

I. Type of Service: TAS only. Enter number of students who received ESEA, Title I, Part A, services.

Instructional Service Area	Mathematics	Reading/Language Arts	Science	Social Studies	Vocational/Career	Other
Participants	60	60	0	0	0	0
Support Service Area	Health, Dental, and Eye Care		Supporting Guidance/Advocacy		Other	
Participants	0		0		0	

J. School-Level Staff: TAS only. Enter the school-level staff FTE paid with ESEA, Title I, Part A, funds.

Administrators (non-clerical)	Teachers	Paraprofessionals	Support Staff (clerical and non-clerical)	Other
0.00	0.00	0.00	0.00	0.00

2010-11 School Reporting Form for Title I, Part A - 2

California Department of Education

Consolidated Application

Purpose: To be completed for each Title I, Part A, Targeted Assistance School (TAS).

CDE Contacts: Paul Jacobs 916-319-0256 Pjacobs@cde.ca.gov
 Stephanie Smith 916-319-0948 SSmith@cde.ca.gov

This page is not applicable because this is not a Title I, Part A, TAS.

Agency: Riverside Unified
 CD code: 3 | 3 | 6 | 7 | 2 | 1 | 5
 School: Immanuel Lutheran Elementary
 School Code: 6 | 9 | 6 | 5 | 4 | 6 | 1

I. Type of Service: TAS only. Enter number of students who received ESEA, Title I, Part A, services.

Instructional Service Area	Mathematics	Reading/Language Arts	Science	Social Studies	Vocational/Career	Other
Participants	22	28	0	0	0	0
Support Service Area	Health, Dental, and Eye Care			Supporting Guidance/Advocacy		Other
Participants	0			0		0

J. School-Level Staff: TAS only. Enter the school-level staff FTE paid with ESEA, Title I, Part A, funds.

Administrators (non-clerical)	Teachers	Paraprofessionals	Support Staff (clerical and non-clerical)	Other
0.00	0.00	0.00	0.00	0.00

2010-11 School Reporting Form for Title I, Part A - 2

California Department of Education

Consolidated Application

Purpose: To be completed for each Title I, Part A, Targeted Assistance School (TAS).

Agency: Riverside Unified	<table border="1" style="border-collapse: collapse;"> <tr> <td style="width: 15%;">CD code:</td> <td style="width: 10%; text-align: center;">3</td> <td style="width: 10%; text-align: center;">3</td> <td style="width: 10%; text-align: center;">6</td> <td style="width: 10%; text-align: center;">7</td> <td style="width: 10%; text-align: center;">2</td> <td style="width: 10%; text-align: center;">1</td> <td style="width: 10%; text-align: center;">5</td> </tr> </table>	CD code:	3	3	6	7	2	1	5
CD code:	3	3	6	7	2	1	5		
School: Our Lady of Perpetual Help									
School Code:	<table border="1" style="border-collapse: collapse;"> <tr> <td style="width: 10%; text-align: center;">6</td> <td style="width: 10%; text-align: center;">9</td> <td style="width: 10%; text-align: center;">7</td> <td style="width: 10%; text-align: center;">6</td> <td style="width: 10%; text-align: center;">8</td> <td style="width: 10%; text-align: center;">4</td> <td style="width: 10%; text-align: center;">4</td> <td style="width: 10%; text-align: center;">9</td> </tr> </table>	6	9	7	6	8	4	4	9
6	9	7	6	8	4	4	9		

CDE Contacts: Paul Jacobs 916-319-0256 Pjacobs@cde.ca.gov
 Stephanie Smith 916-319-0948 SSmith@cde.ca.gov

This page is not applicable because this is not a Title I, Part A, TAS.

I. Type of Service: TAS only. Enter number of students who received ESEA, Title I, Part A, services.

Instructional Service Area	Mathematics	Reading/Language Arts	Science	Social Studies	Vocational/Career	Other
Participants	61	60	0	0	0	0
Support Service Area	Health, Dental, and Eye Care					
Participants	0					
Support Service Area	Supporting Guidance/Advocacy					
Participants	0					

J. School-Level Staff: TAS only. Enter the school-level staff FTE paid with ESEA, Title I, Part A, funds.

Administrators (non-clerical)	Teachers	Paraprofessionals	Support Staff (clerical and non-clerical)	Other
0.00	0.00	0.00	0.00	0.00

2010-11 School Reporting Form for Title I, Part A - 2

California Department of Education

Consolidated Application

Purpose: To be completed for each Title I, Part A, Targeted Assistance School (TAS).

CDE Contacts: Paul Jacobs 916-319-0256 PJacobs@cde.ca.gov
 Stephanie Smith 916-319-0948 SSmith@cde.ca.gov

Agency: Riverside Unified
 CD code: 3 | 3 | 6 | 7 | 2 | 1 | 5
 School: Saint Catherine of Alexandria School
 School Code: 6 | 9 | 7 | 6 | 9 | 2 | 2

This page is not applicable because this is not a Title I, Part A, TAS.

I. Type of Service: TAS only. Enter number of students who received ESEA, Title I, Part A, services.

Instructional Service Area	Mathematics	Reading/Language Arts	Science	Social Studies	Vocational/Career	Other
Participants	29	27	0	0	0	0
Support Service Area	Health, Dental, and Eye Care		Supporting Guidance/Advocacy		Other	
Participants	0		0		0	

J. School-Level Staff: TAS only. Enter the school-level staff FTE paid with ESEA, Title I, Part A, funds.

Administrators (non-clerical)	Teachers	Paraprofessionals	Support Staff (clerical and non-clerical)	Other
0.00	0.00	0.00	0.00	0.00

2010-11 School Reporting Form for Title I, Part A - 2

California Department of Education

Consolidated Application

Purpose: To be completed for each Title I, Part A, Targeted Assistance School (TAS).

Agency: Riverside Unified

CD code:

3	3	6	7	2	1	5
---	---	---	---	---	---	---

School: St. Francis de Sales School

School Code:

6	9	7	6	9	4	8
---	---	---	---	---	---	---

CDE Contacts: Paul Jacobs 916-319-0256 Pjacobs@cde.ca.gov
Stephanie Smith 916-319-0948 Ssmith@cde.ca.gov

This page is not applicable because this is not a Title I, Part A, TAS.

I. Type of Service: TAS only. Enter number of students who received ESEA, Title I, Part A, services.

Instructional Service Area	Mathematics	Reading/Language Arts	Science	Social Studies	Vocational/Career	Other
Participants	52	53	0	0	0	0
Support Service Area	Health, Dental, and Eye Care					
Participants	0					

J. School-Level Staff: TAS only. Enter the school-level staff FTE paid with ESEA, Title I, Part A, funds.

Administrators (non-clerical)	Teachers	Paraprofessionals	Support Staff (clerical and non-clerical)	Other
0.00	0.00	0.00	0.00	0.00

2010-11 School Reporting Form for Title I, Part A - 2

California Department of Education

Consolidated Application

Purpose: To be completed for each Title I, Part A, Targeted Assistance School (TAS).

CDE Contacts: Paul Jacobs 916-319-0256 P.Jacobs@cde.ca.gov
 Stephanie Smith 916-319-0948 S.Smith@cde.ca.gov

Agency: Riverside Unified
 CD code: 3 | 3 | 6 | 7 | 2 | 1 | 5
 School: St. Thomas the Apostle School
 School Code: 6 | 9 | 7 | 6 | 9 | 9 | 7
 This page is not applicable because this is not a Title I, Part A, TAS.

I. Type of Service: TAS only. Enter number of students who received ESEA, Title I, Part A, services.

Instructional Service Area	Mathematics	Reading/Language Arts	Science	Social Studies	Vocational/Career	Other
Participants	22	46	0	0	0	0
Support Service Area	Health, Dental, and Eye Care		Supporting Guidance/Advocacy		Other	
Participants	0		0		0	

J. School-Level Staff: TAS only. Enter the school-level staff FTE paid with ESEA, Title I, Part A, funds.

Administrators (non-clerical)	Teachers	Paraprofessionals	Support Staff (clerical and non-clerical)	Other
0.00	0.00	0.00	0.00	0.00

2010-11 School Reporting Form for Title I, Part A - 2

California Department of Education

Consolidated Application

Purpose: To be completed for each Title I, Part A, Targeted Assistance School (TAS).

Agency: Riverside Unified	3	3	6	7	2	1	5
CD code:							
School: Islamic Academy of Riverside							
School Code:	7	0	5	7	4	8	2

CDE Contacts: Paul Jacobs 916-319-0256 PJacobs@cde.ca.gov
 Stephanie Smith 916-319-0948 SSmith@cde.ca.gov

This page is not applicable because this is not a Title I, Part A, TAS.

I. Type of Service: TAS only. Enter number of students who received ESEA, Title I, Part A, services.

Instructional Service Area	Mathematics	Reading/Language Arts	Science	Social Studies	Vocational/Career	Other
Participants	4	4	0	0	0	0
Support Service Area	Health, Dental, and Eye Care		Supporting Guidance/Advocacy		Other	
Participants	0		0		0	

J. School-Level Staff: TAS only. Enter the school-level staff FTE paid with ESEA, Title I, Part A, funds.

Administrators (non-clerical)	Teachers	Paraprofessionals	Support Staff (clerical and non-clerical)	Other
0.00	0.00	0.00	0.00	0.00

2010-11 Title I Report of Program Improvement Activities

Consolidated Application

California Department of Education

Purpose: To report activities by the school as a result of being identified as a Title I Program Improvement School.

Agency: Riverside Unified	3	3	6	7	2	1	5
CD code:	0	1	1	4	1	8	1
School: Patricia Beatty Elementary							
CD code:	0	1	1	4	1	8	1

CDE Contacts: **Paul Jacobs** 916-319-0256 PJacobs@cde.ca.gov
Malik Abul-Khalig 916-319-0236 MAbdulKhalig@cde.ca.gov

A.	Year of Program Improvement (PI) in 2010-11	Year 2	
1.	The number of students in PI schools Years 1 or above who applied for Public School Choice (Choice) under Elementary and Secondary Education (ESEA) Act.		0
2.	The number of students who transferred from a PI school Years 1 or above to attend a non-PI school under ESEA.		0
3.	The number of students who transferred from a PI school Year 1 or above to attend a non-PI school under a local or state school choice program.		143
4.	The number of students in PI schools Year 2 or above who applied for supplemental educational services (SES).		80
5.	The number of students in PI schools Year 2 or above who received SES.		
B.	For a PI School in Year 3, the LEA implemented at least one of the following corrective actions (check all that apply):		
	1. Replaced school staff relevant to the failure to make adequate yearly progress (AYP).		
	2. Implemented a new curriculum, including appropriate professional development.		
	3. Decreased management authority at the school level.		
	4. Appointed an outside expert to advise the school on making AYP based on its school plan.		
	5. Extended the school year or school day.		
	6. Restructured the internal organizational structure of the school.		
C.	For a PI School in Year 4, the LEA developed an alternative governance plan to restructure the school's governance and staffing using at least one of the following approaches (check all that apply):		
	1. Reopen the school as a public charter school.		
	2. Replace all or most of the staff (may include the principal) relevant to the failure to make AYP.		
	3. Contract with an outside entity with a record of effectiveness to operate the public school.		
	4. Institute other major restructuring of the school's governance.		
D.	For a PI School in Year 5, the LEA implemented at least one of the following alternative governance approaches (check all that apply):		
	1. Reopened the school as a public charter school.		
	2. Replaced all or most of the staff (may include the principal) relevant to the failure to make AYP.		
	3. Contracted with an outside entity with a record of effectiveness to operate the public school.		
	4. Instituted other major restructuring of the school's governance.		

2010-11 Title I Report of Program Improvement Activities

Consolidated Application

California Department of Education

Purpose: To report activities by the school as a result of being identified as a Title I Program Improvement School.

Agency: Riverside Unified	3	3	6	7	2	1	5
CD code:	6	0	3	2	5	2	8
School: Adams Elementary							
CD code:							

CDE Contacts: Paul Jacobs 916-319-0256 Pjacobs@cde.ca.gov
 Malik Abul-Khalig 916-319-0236 MAbdulKhalig@cde.ca.gov

A.	Year of Program Improvement (PI) in 2010-11	Year 3
1.	The number of students in PI schools Years 1 or above who applied for Public School Choice (Choice) under Elementary and Secondary Education (ESEA) Act.	0
2.	The number of students who transferred from a PI school Years 1 or above to attend a non-PI school under ESEA.	0
3.	The number of students who transferred from a PI school Year 1 or above to attend a non-PI school under a local or state school choice program.	0
4.	The number of students in PI schools Year 2 or above who applied for supplemental educational services (SES).	119
5.	The number of students in PI schools Year 2 or above who received SES.	80
B.	For a PI School in Year 3, the LEA implemented at least one of the following corrective actions (check all that apply):	
	1. Replaced school staff relevant to the failure to make adequate yearly progress (AYP).	
X	2. Implemented a new curriculum, including appropriate professional development.	
	3. Decreased management authority at the school level.	
	4. Appointed an outside expert to advise the school on making AYP based on its school plan.	
X	5. Extended the school year or school day.	
	6. Restructured the internal organizational structure of the school.	
C.	For a PI School in Year 4, the LEA developed an alternative governance plan to restructure the school's governance and staffing using at least one of the following approaches (check all that apply):	
	1. Reopen the school as a public charter school.	
	2. Replace all or most of the staff (may include the principal) relevant to the failure to make AYP.	
	3. Contract with an outside entity with a record of effectiveness to operate the public school.	
	4. Institute other major restructuring of the school's governance.	
D.	For a PI School in Year 5, the LEA implemented at least one of the following alternative governance approaches (check all that apply):	
	1. Reopened the school as a public charter school.	
	2. Replaced all or most of the staff (may include the principal) relevant to the failure to make AYP.	
	3. Contracted with an outside entity with a record of effectiveness to operate the public school.	
	4. Instituted other major restructuring of the school's governance.	

2010-11 Title I Report of Program Improvement Activities

Consolidated Application

California Department of Education

Purpose: To report activities by the school as a result of being identified as a Title I Program Improvement School.

Agency: Riverside Unified	3	3	6	7	2	1	5
CD code:	6	0	3	2	5	4	4
School: Bryant Elementary							
CD code:							

CDE Contacts: **Paul Jacobs** 916-319-0256 **PJacobs@cde.ca.gov**
 Malik Abul-Khalid 916-319-0236 **MAbdulKhalid@cde.ca.gov**

A.	Year of Program Improvement (PI) in 2010-11	Year 5	
1.	The number of students in PI schools Years 1 or above who applied for Public School Choice (Choice) under Elementary and Secondary Education (ESEA) Act.		17
2.	The number of students who transferred from a PI school Years 1 or above to attend a non-PI school under ESEA.		17
3.	The number of students who transferred from a PI school Year 1 or above to attend a non-PI school under a local or state school choice program.		5
4.	The number of students in PI schools Year 2 or above who applied for supplemental educational services (SES).		96
5.	The number of students in PI schools Year 2 or above who received SES.		54
B.	For a PI School in Year 3, the LEA implemented at least one of the following corrective actions (check all that apply):		
	1. Replaced school staff relevant to the failure to make adequate yearly progress (AYP).		
	2. Implemented a new curriculum, including appropriate professional development.		
	3. Decreased management authority at the school level.		
	4. Appointed an outside expert to advise the school on making AYP based on its school plan.		
	5. Extended the school year or school day.		
	6. Restructured the internal organizational structure of the school.		
C.	For a PI School in Year 4, the LEA developed an alternative governance plan to restructure the school's governance and staffing using at least one of the following approaches (check all that apply):		
	1. Reopen the school as a public charter school.		
	2. Replace all or most of the staff (may include the principal) relevant to the failure to make AYP.		
	3. Contract with an outside entity with a record of effectiveness to operate the public school.		
	4. Institute other major restructuring of the school's governance.		
D.	For a PI School in Year 5, the LEA implemented at least one of the following alternative governance approaches (check all that apply):		
	1. Reopened the school as a public charter school.		
	2. Replaced all or most of the staff (may include the principal) relevant to the failure to make AYP.		
	3. Contracted with an outside entity with a record of effectiveness to operate the public school.		
X	4. Instituted other major restructuring of the school's governance.		

2011-12 Page 16 Comments Form

Page Number _____

Page 16: Program Improvement

CD Code _____

3367215

District Name _____

Riverside Unified

School Code and Name _____

6032544 - Bryant Elementary

Comments

Section D Bryant elementary has been assigned a new principal. The state adopted curriculum will be fully implemented with a standards-based planning and assessment format, including coaching and frequent monitoring. Specifically targeted interventions based on timely assessment will be implemented during the day and by extending the day for at-risk students.

2010-11 Title I Report of Program Improvement Activities

California Department of Education

Consolidated Application

Purpose: To report activities by the school as a result of being identified as a Title I Program Improvement School.

Agency: Riverside Unified		3	3	6	7	2	1	1	5
CD code:		3	3	6	7	2	1	1	5
School: Emerson Elementary		6	0	3	2	5	7	7	7
CD code:		6	0	3	2	5	7	7	7

CDE Contacts: **Paul Jacobs** **916-319-0256** **Pjacobs@cde.ca.gov**
 Malik Abul-Khalif **916-319-0236** **Mabduikhalif@cde.ca.gov**

A. Year of Program Improvement (PI) in 2010-11	Year 1	
1. The number of students in PI schools Years 1 or above who applied for Public School Choice (Choice) under Elementary and Secondary Education (ESEA) Act.	1	
2. The number of students who transferred from a PI school Years 1 or above to attend a non-PI school under ESEA.	1	
3. The number of students who transferred from a PI school Year 1 or above to attend a non-PI school under a local or state school choice program.	2	
4. The number of students in PI schools Year 2 or above who applied for supplemental educational services (SES).	0	
5. The number of students in PI schools Year 2 or above who received SES.	0	
B. For a PI School in Year 3, the LEA implemented at least one of the following corrective actions (check all that apply):		
1. Replaced school staff relevant to the failure to make adequate yearly progress (AYP).		
2. Implemented a new curriculum, including appropriate professional development.		
3. Decreased management authority at the school level.		
4. Appointed an outside expert to advise the school on making AYP based on its school plan.		
5. Extended the school year or school day.		
6. Restructured the internal organizational structure of the school.		
C. For a PI School in Year 4, the LEA developed an alternative governance plan to restructure the school's governance and staffing using at least one of the following approaches (check all that apply):		
1. Reopen the school as a public charter school.		
2. Replace all or most of the staff (may include the principal) relevant to the failure to make AYP.		
3. Contract with an outside entity with a record of effectiveness to operate the public school.		
4. Institute other major restructuring of the school's governance.		
D. For a PI School in Year 5, the LEA implemented at least one of the following alternative governance approaches (check all that apply):		
1. Reopened the school as a public charter school.		
2. Replaced all or most of the staff (may include the principal) relevant to the failure to make AYP.		
3. Contracted with an outside entity with a record of effectiveness to operate the public school.		
4. Instituted other major restructuring of the school's governance.		

2010-11 Title I Report of Program Improvement Activities

California Department of Education

Consolidated Application

Purpose: To report activities by the school as a result of being identified as a Title I Program Improvement School.

Agency: Riverside Unified									
CD code:	3	3	6	7	2	1	5		
School: Fremont Elementary									
CD code:	6	0	3	2	5	8	5		

CDE Contacts: **Paul Jacobs** 916-319-0256 **PJacobs@cde.ca.gov**
Malik Abul-Khalig 916-319-0236 **MAbdulKhalig@cde.ca.gov**

A.	Year of Program Improvement (PI) in 2010-11	Year 2
1.	The number of students in PI schools Years 1 or above who applied for Public School Choice (Choice) under Elementary and Secondary Education (ESEA) Act.	9
2.	The number of students who transferred from a PI school Years 1 or above to attend a non-PI school under ESEA.	9
3.	The number of students who transferred from a PI school Year 1 or above to attend a non-PI school under a local or state school choice program.	1
4.	The number of students in PI schools Year 2 or above who applied for supplemental educational services (SES).	124
5.	The number of students in PI schools Year 2 or above who received SES.	72
B.	For a PI School in Year 3, the LEA implemented at least one of the following corrective actions (check all that apply):	
	1. Replaced school staff relevant to the failure to make adequate yearly progress (AYP).	
	2. Implemented a new curriculum, including appropriate professional development.	
	3. Decreased management authority at the school level.	
	4. Appointed an outside expert to advise the school on making AYP based on its school plan.	
	5. Extended the school year or school day.	
	6. Restructured the internal organizational structure of the school.	
C.	For a PI School in Year 4, the LEA developed an alternative governance plan to restructure the school's governance and staffing using at least one of the following approaches (check all that apply):	
	1. Reopen the school as a public charter school.	
	2. Replace all or most of the staff (may include the principal) relevant to the failure to make AYP.	
	3. Contract with an outside entity with a record of effectiveness to operate the public school.	
	4. Institute other major restructuring of the school's governance.	
D.	For a PI School in Year 5, the LEA implemented at least one of the following alternative governance approaches (check all that apply):	
	1. Reopened the school as a public charter school.	
	2. Replaced all or most of the staff (may include the principal) relevant to the failure to make AYP.	
	3. Contracted with an outside entity with a record of effectiveness to operate the public school.	
	4. Instituted other major restructuring of the school's governance.	

2010-11 Title I Report of Program Improvement Activities

Consolidated Application

Purpose: To report activities by the school as a result of being identified as a Title I Program Improvement School.

Agency: Riverside Unified	3	3	6	7	2	1	1	5
CD code:								
School: Hawthorne Elementary	6	0	3	2	6	1	9	
CD code:								

CDE Contacts: Paul Jacobs 916-319-0256 PJacobs@cde.ca.gov
 Malik Abul-Khalilq 916-319-0236 MAbdulKhalilq@cde.ca.gov

A.	Year of Program Improvement (PI) in 2010-11	Year 5
1.	The number of students in PI schools Years 1 or above who applied for Public School Choice (Choice) under Elementary and Secondary Education (ESEA) Act.	0
2.	The number of students who transferred from a PI school Years 1 or above to attend a non-PI school under ESEA.	0
3.	The number of students who transferred from a PI school Year 1 or above to attend a non-PI school under a local or state school choice program.	1
4.	The number of students in PI schools Year 2 or above who applied for supplemental educational services (SES).	125
5.	The number of students in PI schools Year 2 or above who received SES.	74
B.	For a PI School in Year 3, the LEA implemented at least one of the following corrective actions (check all that apply):	
	1. Replaced school staff relevant to the failure to make adequate yearly progress (AYP).	
	2. Implemented a new curriculum, including appropriate professional development.	
	3. Decreased management authority at the school level.	
	4. Appointed an outside expert to advise the school on making AYP based on its school plan.	
	5. Extended the school year or school day.	
	6. Restructured the internal organizational structure of the school.	
C.	For a PI School in Year 4, the LEA developed an alternative governance plan to restructure the school's governance and staffing using at least one of the following approaches (check all that apply):	
	1. Reopen the school as a public charter school.	
	2. Replace all or most of the staff (may include the principal) relevant to the failure to make AYP.	
	3. Contract with an outside entity with a record of effectiveness to operate the public school.	
	4. Institute other major restructuring of the school's governance.	
D.	For a PI School in Year 5, the LEA implemented at least one of the following alternative governance approaches (check all that apply):	
	1. Reopened the school as a public charter school.	
	2. Replaced all or most of the staff (may include the principal) relevant to the failure to make AYP.	
	3. Contracted with an outside entity with a record of effectiveness to operate the public school.	
	4. Instituted other major restructuring of the school's governance.	
X		

2011-12 Page 16
Comments Form

Page Number _____

Page 16: Program Improvement

CD Code _____

3367215

District Name _____

Riverside Unified

School Code and Name _____

6032619 - Hawthorne Elementary

Comments

Section D Other major restructuring was implemented through common frequent and formative assessments with effective collaboration to use the data to effect instruction. Rigor of instruction was a focus.

Purpose: To report activities by the school as a result of being identified as a Title I Program Improvement School.

Agency: Riverside Unified									
CD code:	3	3	6	7	2	1	5		
School: Highgrove Elementary									
CD code:	6	0	3	2	6	2	7		

CDE Contacts: **Paul Jacobs 916-319-0256 PJacobs@cde.ca.gov**
Malik Abul-Khalig 916-319-0236 MAbdulKhalig@cde.ca.gov

A. Year of Program Improvement (PI) in 2010-11	Year 2	
1. The number of students in PI schools Years 1 or above who applied for Public School Choice (Choice) under Elementary and Secondary Education (ESEA) Act.		2
2. The number of students who transferred from a PI school Years 1 or above to attend a non-PI school under ESEA.		2
3. The number of students who transferred from a PI school Year 1 or above to attend a non-PI school under a local or state school choice program.		0
4. The number of students in PI schools Year 2 or above who applied for supplemental educational services (SES).		158
5. The number of students in PI schools Year 2 or above who received SES.		96
B. For a PI School in Year 3, the LEA implemented at least one of the following corrective actions (check all that apply):		
1. Replaced school staff relevant to the failure to make adequate yearly progress (AYP).		
2. Implemented a new curriculum, including appropriate professional development.		
3. Decreased management authority at the school level.		
4. Appointed an outside expert to advise the school on making AYP based on its school plan.		
5. Extended the school year or school day.		
6. Restructured the internal organizational structure of the school.		
C. For a PI School in Year 4, the LEA developed an alternative governance plan to restructure the school's governance and staffing using at least one of the following approaches (check all that apply):		
1. Reopen the school as a public charter school.		
2. Replace all or most of the staff (may include the principal) relevant to the failure to make AYP.		
3. Contract with an outside entity with a record of effectiveness to operate the public school.		
4. Institute other major restructuring of the school's governance.		
D. For a PI School in Year 5, the LEA implemented at least one of the following alternative governance approaches (check all that apply):		
1. Reopened the school as a public charter school.		
2. Replaced all or most of the staff (may include the principal) relevant to the failure to make AYP.		
3. Contracted with an outside entity with a record of effectiveness to operate the public school.		
4. Instituted other major restructuring of the school's governance.		

2010-11 Title I Report of Program Improvement Activities

Purpose: To report activities by the school as a result of being identified as a Title I Program Improvement School.

Agency: Riverside Unified											
CD code:	3	3	6	7	2	1	5				
School: Highland Elementary											
CD code:	6	0	3	2	6	3	5				

CDE Contacts: **Paul Jacobs** 916-319-0256 PJacobs@cde.ca.gov
Malik Abul-Khalig 916-319-0236 MabdulKhalig@cde.ca.gov

A.	Year of Program Improvement (PI) in 2010-11	Year 3
1.	The number of students in PI schools Years 1 or above who applied for Public School Choice (Choice) under Elementary and Secondary Education (ESEA) Act.	3
2.	The number of students who transferred from a PI school Years 1 or above to attend a non-PI school under ESEA.	3
3.	The number of students who transferred from a PI school Year 1 or above to attend a non-PI school under a local or state school choice program.	2
4.	The number of students in PI schools Year 2 or above who applied for supplemental educational services (SES).	180
5.	The number of students in PI schools Year 2 or above who received SES.	102
B.	For a PI School in Year 3, the LEA implemented at least one of the following corrective actions (check all that apply):	
	1. Replaced school staff relevant to the failure to make adequate yearly progress (AYP).	
X	2. Implemented a new curriculum, including appropriate professional development.	
	3. Decreased management authority at the school level.	
	4. Appointed an outside expert to advise the school on making AYP based on its school plan.	
	5. Extended the school year or school day.	
	6. Restructured the internal organizational structure of the school.	
C.	For a PI School in Year 4, the LEA developed an alternative governance plan to restructure the school's governance and staffing using at least one of the following approaches (check all that apply):	
	1. Reopen the school as a public charter school.	
	2. Replace all or most of the staff (may include the principal) relevant to the failure to make AYP.	
	3. Contract with an outside entity with a record of effectiveness to operate the public school.	
	4. Institute other major restructuring of the school's governance.	
D.	For a PI School in Year 5, the LEA implemented at least one of the following alternative governance approaches (check all that apply):	
	1. Reopened the school as a public charter school.	
	2. Replaced all or most of the staff (may include the principal) relevant to the failure to make AYP.	
	3. Contracted with an outside entity with a record of effectiveness to operate the public school.	
	4. Instituted other major restructuring of the school's governance.	

2010-11 Title I Report of Program Improvement Activities

Purpose: To report activities by the school as a result of being identified as a Title I Program Improvement School.

Agency: Riverside Unified	3	3	6	7	2	1	5
CD code:	6	0	3	2	6	4	3
School: Hyatt Elementary							
CD code:							

CDE Contacts: **Paul Jacobs** 916-319-0256 **PJacobs@cde.ca.gov**
Malik Abul-Khalig 916-319-0236 **Mabdulkhalig@cde.ca.gov**

A.	Year of Program Improvement (PI) in 2010-11	Year 3
1.	The number of students in PI schools Years 1 or above who applied for Public School Choice (Choice) under Elementary and Secondary Education (ESEA) Act.	5
2.	The number of students who transferred from a PI school Years 1 or above to attend a non-PI school under ESEA.	5
3.	The number of students who transferred from a PI school Year 1 or above to attend a non-PI school under a local or state school choice program.	0
4.	The number of students in PI schools Year 2 or above who applied for supplemental educational services (SES).	70
5.	The number of students in PI schools Year 2 or above who received SES.	38
B.	For a PI School in Year 3, the LEA implemented at least one of the following corrective actions (check all that apply):	
	1. Replaced school staff relevant to the failure to make adequate yearly progress (AYP).	
X	2. Implemented a new curriculum, including appropriate professional development.	
	3. Decreased management authority at the school level.	
	4. Appointed an outside expert to advise the school on making AYP based on its school plan.	
	5. Extended the school year or school day.	
	6. Restructured the internal organizational structure of the school.	
C.	For a PI School in Year 4, the LEA developed an alternative governance plan to restructure the school's governance and staffing using at least one of the following approaches (check all that apply):	
	1. Reopen the school as a public charter school.	
	2. Replace all or most of the staff (may include the principal) relevant to the failure to make AYP.	
	3. Contract with an outside entity with a record of effectiveness to operate the public school.	
	4. Institute other major restructuring of the school's governance.	
D.	For a PI School in Year 5, the LEA implemented at least one of the following alternative governance approaches (check all that apply):	
	1. Reopened the school as a public charter school.	
	2. Replaced all or most of the staff (may include the principal) relevant to the failure to make AYP.	
	3. Contracted with an outside entity with a record of effectiveness to operate the public school.	
	4. Instituted other major restructuring of the school's governance.	

2010-11 Title I Report of Program Improvement Activities

California Department of Education

Consolidated Application

Purpose: To report activities by the school as a result of being identified as a Title I Program Improvement School.

Agency: Riverside Unified	3	3	6	7	2	1	5
CD code:	6	0	3	2	6	5	0
School: Jackson Elementary							
CD code:							

CDE Contacts: Paul Jacobs 916-319-0256 PJacobs@cde.ca.gov
 Malik Abul-Khalig 916-319-0236 MAbdulKhalig@cde.ca.gov

A.	Year of Program Improvement (PI) in 2010-11	Year 2	Year 1
1.	The number of students in PI schools Years 1 or above who applied for Public School Choice (Choice) under Elementary and Secondary Education (ESEA) Act.		9
2.	The number of students who transferred from a PI school Years 1 or above to attend a non-PI school under ESEA.		9
3.	The number of students who transferred from a PI school Year 1 or above to attend a non-PI school under a local or state school choice program.		1
4.	The number of students in PI schools Year 2 or above who applied for supplemental educational services (SES).		171
5.	The number of students in PI schools Year 2 or above who received SES.		117
B.	For a PI School in Year 3, the LEA implemented at least one of the following corrective actions (check all that apply):		
	1. Replaced school staff relevant to the failure to make adequate yearly progress (AYP).		
	2. Implemented a new curriculum, including appropriate professional development.		
	3. Decreased management authority at the school level.		
	4. Appointed an outside expert to advise the school on making AYP based on its school plan.		
	5. Extended the school year or school day.		
	6. Restructured the internal organizational structure of the school.		
C.	For a PI School in Year 4, the LEA developed an alternative governance plan to restructure the school's governance and staffing using at least one of the following approaches (check all that apply):		
	1. Reopen the school as a public charter school.		
	2. Replace all or most of the staff (may include the principal) relevant to the failure to make AYP.		
	3. Contract with an outside entity with a record of effectiveness to operate the public school.		
	4. Institute other major restructuring of the school's governance.		
D.	For a PI School in Year 5, the LEA implemented at least one of the following alternative governance approaches (check all that apply):		
	1. Reopened the school as a public charter school.		
	2. Replaced all or most of the staff (may include the principal) relevant to the failure to make AYP.		
	3. Contracted with an outside entity with a record of effectiveness to operate the public school.		
	4. Instituted other major restructuring of the school's governance.		

2010-11 Title I Report of Program Improvement Activities

California Department of Education

Consolidated Application

Purpose: To report activities by the school as a result of being identified as a Title I Program Improvement School.

Agency: Riverside Unified									
CD code:	3	3	6	7	2	1	1	5	5
School: Jefferson Elementary									
CD code:	6	0	3	2	6	6	6	8	8

CDE Contacts: **Paul Jacobs** 916-319-0256 Placobs@cde.ca.gov
Malik Abul-Khalilq 916-319-0236 MAbdulKhalilq@cde.ca.gov

A.	Year of Program Improvement (PI) in 2010-11	Year 5	
	1. The number of students in PI schools Years 1 or above who applied for Public School Choice (Choice) under Elementary and Secondary Education (ESEA) Act.	5	
	2. The number of students who transferred from a PI school Years 1 or above to attend a non-PI school under ESEA.	5	
	3. The number of students who transferred from a PI school Year 1 or above to attend a non-PI school under a local or state school choice program.	1	
	4. The number of students in PI schools Year 2 or above who applied for supplemental educational services (SES).	211	
	5. The number of students in PI schools Year 2 or above who received SES.	131	
B.	For a PI School in Year 3, the LEA implemented at least one of the following corrective actions (check all that apply):		
	1. Replaced school staff relevant to the failure to make adequate yearly progress (AYP).		
	2. Implemented a new curriculum, including appropriate professional development.		
	3. Decreased management authority at the school level.		
	4. Appointed an outside expert to advise the school on making AYP based on its school plan.		
	5. Extended the school year or school day.		
	6. Restructured the internal organizational structure of the school.		
C.	For a PI School in Year 4, the LEA developed an alternative governance plan to restructure the school's governance and staffing using at least one of the following approaches (check all that apply):		
	1. Reopen the school as a public charter school.		
	2. Replace all or most of the staff (may include the principal) relevant to the failure to make AYP.		
	3. Contract with an outside entity with a record of effectiveness to operate the public school.		
	4. Institute other major restructuring of the school's governance.		
D.	For a PI School in Year 5, the LEA implemented at least one of the following alternative governance approaches (check all that apply):		
	1. Reopened the school as a public charter school.		
	2. Replaced all or most of the staff (may include the principal) relevant to the failure to make AYP.		
	3. Contracted with an outside entity with a record of effectiveness to operate the public school.		
	4. Instituted other major restructuring of the school's governance.		

Comments Form

Page Number

CD Code

District Name

Page 16: Program Improvement

3367215

Riverside Unified

School Code and Name

Comments

6032668 - Jefferson Elementary

Section D Jefferson wrote their restructuring plan for 2009-10 implementation but froze in year four in 2009. They entered year five in 2010 and revised their plan to include: frequent common assessments to effect instruction; targeted and flexible interventions; rigor; vocabulary instruction and engagement; English Learner focus and working with parents.

Purpose: To report activities by the school as a result of being identified as a Title I Program Improvement School.

Agency: Riverside Unified									
CD code:	3	3	6	7	2	1	5		
School: Liberty Elementary									
CD code:	6	0	3	2	6	8	4		

CDE Contacts: **Paul Jacobs** 916-319-0256 **Pjacobsc@cde.ca.gov**
Malik Abul-Khalid 916-319-0236 **MAbdulKhalid@cde.ca.gov**

A. Year of Program Improvement (PI) in 2010-11	Year 2
1. The number of students in PI schools Years 1 or above who applied for Public School Choice (Choice) under Elementary and Secondary Education (ESEA) Act.	7
2. The number of students who transferred from a PI school Years 1 or above to attend a non-PI school under ESEA.	7
3. The number of students who transferred from a PI school Year 1 or above to attend a non-PI school under a local or state school choice program.	0
4. The number of students in PI schools Year 2 or above who applied for supplemental educational services (SES).	208
5. The number of students in PI schools Year 2 or above who received SES.	117
B. For a PI School in Year 3, the LEA implemented at least one of the following corrective actions (check all that apply):	
1. Replaced school staff relevant to the failure to make adequate yearly progress (AYP).	
2. Implemented a new curriculum, including appropriate professional development.	
3. Decreased management authority at the school level.	
4. Appointed an outside expert to advise the school on making AYP based on its school plan.	
5. Extended the school year or school day.	
6. Restructured the internal organizational structure of the school.	
C. For a PI School in Year 4, the LEA developed an alternative governance plan to restructure the school's governance and staffing using at least one of the following approaches (check all that apply):	
1. Reopen the school as a public charter school.	
2. Replace all or most of the staff (may include the principal) relevant to the failure to make AYP.	
3. Contract with an outside entity with a record of effectiveness to operate the public school.	
4. Institute other major restructuring of the school's governance.	
D. For a PI School in Year 5, the LEA implemented at least one of the following alternative governance approaches (check all that apply):	
1. Reopened the school as a public charter school.	
2. Replaced all or most of the staff (may include the principal) relevant to the failure to make AYP.	
3. Contracted with an outside entity with a record of effectiveness to operate the public school.	
4. Instituted other major restructuring of the school's governance.	

2010-11 Title I Report of Program Improvement Activities

California Department of Education

Consolidated Application

Purpose: To report activities by the school as a result of being identified as a Title I Program Improvement School.

Agency: Riverside Unified	3	3	6	7	2	1	5
CD code:	6	0	3	2	6	9	2
School: Longfellow Elementary							
CD code:							

CDE Contacts: Paul Jacobs 916-319-0256 P.Jacobs@cde.ca.gov
 Malik Abul-Khalid 916-319-0236 MAbdulKhalid@cde.ca.gov

A.	Year of Program Improvement (PI) in 2010-11	Year 5
1.	The number of students in PI schools Years 1 or above who applied for Public School Choice (Choice) under Elementary and Secondary Education (ESEA) Act.	1
2.	The number of students who transferred from a PI school Years 1 or above to attend a non-PI school under ESEA.	1
3.	The number of students who transferred from a PI school Year 1 or above to attend a non-PI school under a local or state school choice program.	0
4.	The number of students in PI schools Year 2 or above who applied for supplemental educational services (SES).	291
5.	The number of students in PI schools Year 2 or above who received SES.	155
B.	For a PI School in Year 3, the LEA implemented at least one of the following corrective actions (check all that apply):	
	1. Replaced school staff relevant to the failure to make adequate yearly progress (AYP).	
	2. Implemented a new curriculum, including appropriate professional development.	
	3. Decreased management authority at the school level.	
	4. Appointed an outside expert to advise the school on making AYP based on its school plan.	
	5. Extended the school year or school day.	
	6. Restructured the internal organizational structure of the school.	
C.	For a PI School in Year 4, the LEA developed an alternative governance plan to restructure the school's governance and staffing using at least one of the following approaches (check all that apply):	
	1. Reopen the school as a public charter school.	
	2. Replace all or most of the staff (may include the principal) relevant to the failure to make AYP.	
	3. Contract with an outside entity with a record of effectiveness to operate the public school.	
	4. Institute other major restructuring of the school's governance.	
D.	For a PI School in Year 5, the LEA implemented at least one of the following alternative governance approaches (check all that apply):	
	1. Reopened the school as a public charter school.	
	2. Replaced all or most of the staff (may include the principal) relevant to the failure to make AYP.	
	3. Contracted with an outside entity with a record of effectiveness to operate the public school.	
X	4. Instituted other major restructuring of the school's governance.	

2011-12 Page 16
Comments Form

Page Number _____

Page 16: Program Improvement

CD Code _____

3367215

District Name _____

Riverside Unified

School Code and Name _____

6032692 - Longfellow Elementary

Comments

Section D The Longfellow restructuring plan included: a new principal; standards-based planning; effective grade level collaboration; increased and focused monitoring of teaching and learning; work with LEA and outside consultant for all elements including professional development; increased parent involvement and culture change.

Purpose: To report activities by the school as a result of being identified as a Title I Program Improvement School.

Agency: Riverside Unified											
CD code:	3	3	6	7	2	1	5				
School: Monroe Elementary											
CD code:	6	0	3	2	7	2	6				

CDE Contacts: **Paul Jacobs 916-319-0256 Pjacobsc@cde.ca.gov**
Maik Abul-Khalig 916-319-0236 MAbdulKhalig@cde.ca.gov

A. Year of Program Improvement (PI) in 2010-11		Year 1
1.	The number of students in PI schools Years 1 or above who applied for Public School Choice (Choice) under Elementary and Secondary Education (ESEA) Act.	7
2.	The number of students who transferred from a PI school Years 1 or above to attend a non-PI school under ESEA.	7
3.	The number of students who transferred from a PI school Year 1 or above to attend a non-PI school under a local or state school choice program.	0
4.	The number of students in PI schools Year 2 or above who applied for supplemental educational services (SES).	0
5.	The number of students in PI schools Year 2 or above who received SES.	0
B.	For a PI School in Year 3, the LEA implemented at least one of the following corrective actions (check all that apply):	
	1. Replaced school staff relevant to the failure to make adequate yearly progress (AYP).	
	2. Implemented a new curriculum, including appropriate professional development.	
	3. Decreased management authority at the school level.	
	4. Appointed an outside expert to advise the school on making AYP based on its school plan.	
	5. Extended the school year or school day.	
	6. Restructured the internal organizational structure of the school.	
C.	For a PI School in Year 4, the LEA developed an alternative governance plan to restructure the school's governance and staffing using at least one of the following approaches (check all that apply):	
	1. Reopen the school as a public charter school.	
	2. Replace all or most of the staff (may include the principal) relevant to the failure to make AYP.	
	3. Contract with an outside entity with a record of effectiveness to operate the public school.	
	4. Institute other major restructuring of the school's governance.	
D.	For a PI School in Year 5, the LEA implemented at least one of the following alternative governance approaches (check all that apply):	
	1. Reopened the school as a public charter school.	
	2. Replaced all or most of the staff (may include the principal) relevant to the failure to make AYP.	
	3. Contracted with an outside entity with a record of effectiveness to operate the public school.	
	4. Instituted other major restructuring of the school's governance.	

2010-11 Title I Report of Program Improvement Activities

Purpose: To report activities by the school as a result of being identified as a Title I Program Improvement School.

Agency: Riverside Unified	3	3	6	7	2	1	5
CD code:	6	0	3	2	7	3	4
School: Mountain View Elementary							
CD code:							

CDE Contacts: Paul Jacobs 916-319-0256 PJacobs@cde.ca.gov
 Malik Abul-Khalig 916-319-0236 MAbdulKhalig@cde.ca.gov

A.	Year of Program Improvement (PI) in 2010-11	Year 5
1.	The number of students in PI schools Years 1 or above who applied for Public School Choice (Choice) under Elementary and Secondary Education (ESEA) Act.	0
2.	The number of students who transferred from a PI school Years 1 or above to attend a non-PI school under ESEA.	0
3.	The number of students who transferred from a PI school Year 1 or above to attend a non-PI school under a local or state school choice program.	0
4.	The number of students in PI schools Year 2 or above who applied for supplemental educational services (SES).	195
5.	The number of students in PI schools Year 2 or above who received SES.	144
B.	For a PI School in Year 3, the LEA implemented at least one of the following corrective actions (check all that apply):	
	1. Replaced school staff relevant to the failure to make adequate yearly progress (AYP).	
	2. Implemented a new curriculum, including appropriate professional development.	
	3. Decreased management authority at the school level.	
	4. Appointed an outside expert to advise the school on making AYP based on its school plan.	
	5. Extended the school year or school day.	
	6. Restructured the internal organizational structure of the school.	
C.	For a PI School in Year 4, the LEA developed an alternative governance plan to restructure the school's governance and staffing using at least one of the following approaches (check all that apply):	
	1. Reopen the school as a public charter school.	
	2. Replace all or most of the staff (may include the principal) relevant to the failure to make AYP.	
	3. Contract with an outside entity with a record of effectiveness to operate the public school.	
	4. Institute other major restructuring of the school's governance.	
D.	For a PI School in Year 5, the LEA implemented at least one of the following alternative governance approaches (check all that apply):	
	1. Reopened the school as a public charter school.	
	2. Replaced all or most of the staff (may include the principal) relevant to the failure to make AYP.	
	3. Contracted with an outside entity with a record of effectiveness to operate the public school.	
X	4. Instituted other major restructuring of the school's governance.	

2011-12 Page 16 Comments Form

Page Number _____

Page 16: Program Improvement

CD Code _____

3367215

District Name _____

Riverside Unified

School Code and Name _____

6032734 - Mountain View Elementary

Comments

Section D Restructuring plan implemented includes: first best instruction with differentiation for at-risk students using standards-based planning with effective data practices; academic language development; learner engagement and accountability; classroom walkthroughs to monitor teaching; partner with LEA and outside consultant.

Purpose: To report activities by the school as a result of being identified as a Title I Program Improvement School.

Agency: Riverside Unified	3	3	6	7	2	1	5
CD code:	6	0	3	2	7	4	2
School: Pachappa Elementary							
CD code:							

CDE Contacts: Paul Jacobs 916-319-0256 PJacobs@cde.ca.gov
 Malik Abul-Khalig 916-319-0236 MAbdulKhalig@cde.ca.gov

A. Year of Program Improvement (PI) in 2010-11		Year 4
1.	The number of students in PI schools Years 1 or above who applied for Public School Choice (Choice) under Elementary and Secondary Education (ESEA) Act.	1
2.	The number of students who transferred from a PI school Years 1 or above to attend a non-PI school under ESEA.	1
3.	The number of students who transferred from a PI school Year 1 or above to attend a non-PI school under a local or state school choice program.	6
4.	The number of students in PI schools Year 2 or above who applied for supplemental educational services (SES).	93
5.	The number of students in PI schools Year 2 or above who received SES.	55
B.	For a PI School in Year 3, the LEA implemented at least one of the following corrective actions (check all that apply):	
	1. Replaced school staff relevant to the failure to make adequate yearly progress (AYP).	
	2. Implemented a new curriculum, including appropriate professional development.	
	3. Decreased management authority at the school level.	
	4. Appointed an outside expert to advise the school on making AYP based on its school plan.	
	5. Extended the school year or school day.	
	6. Restructured the internal organizational structure of the school.	
C.	For a PI School in Year 4, the LEA developed an alternative governance plan to restructure the school's governance and staffing using at least one of the following approaches (check all that apply):	
	1. Reopen the school as a public charter school.	
	2. Replace all or most of the staff (may include the principal) relevant to the failure to make AYP.	
	3. Contract with an outside entity with a record of effectiveness to operate the public school.	
X	4. Institute other major restructuring of the school's governance.	
D.	For a PI School in Year 5, the LEA implemented at least one of the following alternative governance approaches (check all that apply):	
	1. Reopened the school as a public charter school.	
	2. Replaced all or most of the staff (may include the principal) relevant to the failure to make AYP.	
	3. Contracted with an outside entity with a record of effectiveness to operate the public school.	
	4. Instituted other major restructuring of the school's governance.	

2011-12 Page 16 Comments Form

Page Number

CD Code

District Name

Page 16: Program Improvement

3367215

Riverside Unified

School Code and Name

Comments

6032742 - Pachappa Elementary

Section C Pachappa completed the APS and worked with staff and parents to select other major restructuring for their year five restructuring plan. In their plan for year five they will extend the school day for at-risk students, work with the LEA and an outside expert for data analysis, professional development, and monitoring. They will also continue with implementation of response to intervention and will begin AVID elementary in grades 4-6.

2010-11 Title I Report of Program Improvement Activities

California Department of Education

Consolidated Application

Purpose: To report activities by the school as a result of being identified as a Title I Program Improvement School.

Agency: Riverside Unified	3	3	6	7	2	1	5
CD code:	6	0	5	9	1	2	5
School: Central Middle							
CD code:							

CDE Contacts: Paul Jacobs 916-319-0256 PJacobs@cde.ca.gov
 Malik Abul-Khalig 916-319-0236 MAbdulKhalig@cde.ca.gov

A. Year of Program Improvement (PI) in 2010-11	Year 5
1. The number of students in PI schools Years 1 or above who applied for Public School Choice (Choice) under Elementary and Secondary Education (ESEA) Act.	30
2. The number of students who transferred from a PI school Years 1 or above to attend a non-PI school under ESEA.	30
3. The number of students who transferred from a PI school Year 1 or above to attend a non-PI school under a local or state school choice program.	5
4. The number of students in PI schools Year 2 or above who applied for supplemental educational services (SES).	44
5. The number of students in PI schools Year 2 or above who received SES.	23
B. For a PI School in Year 3, the LEA implemented at least one of the following corrective actions (check all that apply):	
1. Replaced school staff relevant to the failure to make adequate yearly progress (AYP).	
2. Implemented a new curriculum, including appropriate professional development.	
3. Decreased management authority at the school level.	
4. Appointed an outside expert to advise the school on making AYP based on its school plan.	
5. Extended the school year or school day.	
6. Restructured the internal organizational structure of the school.	
C. For a PI School in Year 4, the LEA developed an alternative governance plan to restructure the school's governance and staffing using at least one of the following approaches (check all that apply):	
1. Reopen the school as a public charter school.	
2. Replace all or most of the staff (may include the principal) relevant to the failure to make AYP.	
3. Contract with an outside entity with a record of effectiveness to operate the public school.	
4. Institute other major restructuring of the school's governance.	
D. For a PI School in Year 5, the LEA implemented at least one of the following alternative governance approaches (check all that apply):	
1. Reopened the school as a public charter school.	
2. Replaced all or most of the staff (may include the principal) relevant to the failure to make AYP.	
3. Contracted with an outside entity with a record of effectiveness to operate the public school.	
4. Instituted other major restructuring of the school's governance.	
X	

2011-12 Page 16 Comments Form

Page Number _____

Page 16: Program Improvement

CD Code _____

3367215

District Name _____

Riverside Unified

School Code and Name _____

6059125 - Central Middle

Comments

Section D Implementation of major restructuring including: full development of a professional learning community; intensive intervention implemented for RLA and math; student driven master schedule; increased use of instructional technology; frequent standards-driven formative assessment; coaching for RLA and math.

Purpose: To report activities by the school as a result of being identified as a Title I Program Improvement School.

Agency: Riverside Unified	3	3	6	7	2	1	5
CD code:	6	0	5	9	1	4	1
School: Sierra Middle							
CD code:							

CDE Contacts: **Paul Jacobs 916-319-0256 Pjacobs@cde.ca.gov**
Malik Abul-Khaliq 916-319-0236 MAbdulKhaliq@cde.ca.gov

A. Year of Program Improvement (PI) in 2010-11	Year 5
1. The number of students in PI schools Years 1 or above who applied for Public School Choice (Choice) under Elementary and Secondary Education (ESEA) Act.	20
2. The number of students who transferred from a PI school Years 1 or above to attend a non-PI school under ESEA.	20
3. The number of students who transferred from a PI school Year 1 or above to attend a non-PI school under a local or state school choice program.	2
4. The number of students in PI schools Year 2 or above who applied for supplemental educational services (SES).	112
5. The number of students in PI schools Year 2 or above who received SES.	72
B. For a PI School in Year 3, the LEA implemented at least one of the following corrective actions (check all that apply):	
1. Replaced school staff relevant to the failure to make adequate yearly progress (AYP).	
2. Implemented a new curriculum, including appropriate professional development.	
3. Decreased management authority at the school level.	
4. Appointed an outside expert to advise the school on making AYP based on its school plan.	
5. Extended the school year or school day.	
6. Restructured the internal organizational structure of the school.	
C. For a PI School in Year 4, the LEA developed an alternative governance plan to restructure the school's governance and staffing using at least one of the following approaches (check all that apply):	
1. Reopen the school as a public charter school.	
2. Replace all or most of the staff (may include the principal) relevant to the failure to make AYP.	
3. Contract with an outside entity with a record of effectiveness to operate the public school.	
4. Institute other major restructuring of the school's governance.	
D. For a PI School in Year 5, the LEA implemented at least one of the following alternative governance approaches (check all that apply):	
1. Reopened the school as a public charter school.	
2. Replaced all or most of the staff (may include the principal) relevant to the failure to make AYP.	
3. Contracted with an outside entity with a record of effectiveness to operate the public school.	
4. Instituted other major restructuring of the school's governance.	
X	

2011-12 Page 16 Comments Form

Page Number

Page 16: Program Improvement

CD Code

3367215

District Name

Riverside Unified

School Code and Name

6059141 - Sierra Middle

Comments

Section D Other major restructuring for Sierra includes: Effective collaboration with common planning periods; increased monitoring using frequent standards-based formative assessments; professional development for writing across all content areas; focused and targeted interventions including extension of the school day; focus on at-risk students.

750

Purpose: To report activities by the school as a result of being identified as a Title I Program Improvement School.

Agency: Riverside Unified											
CD code:	3	3	6	7	2	1	5				
School: University Heights Middle											
CD code:	6	0	5	9	1	5	8				

CDE Contacts: Paul Jacobs 916-319-0256 Pjacobs@cde.ca.gov
 Malik Abul-Khalig 916-319-0236 MAbdulKhalig@cde.ca.gov

A.	Year of Program Improvement (PI) in 2010-11	Year 5
1.	The number of students in PI schools Years 1 or above who applied for Public School Choice (Choice) under Elementary and Secondary Education (ESEA) Act.	23
2.	The number of students who transferred from a PI school Years 1 or above to attend a non-PI school under ESEA.	23
3.	The number of students who transferred from a PI school Year 1 or above to attend a non-PI school under a local or state school choice program.	5
4.	The number of students in PI schools Year 2 or above who applied for supplemental educational services (SES).	127
5.	The number of students in PI schools Year 2 or above who received SES.	68
B.	For a PI School in Year 3, the LEA implemented at least one of the following corrective actions (check all that apply):	
	1. Replaced school staff relevant to the failure to make adequate yearly progress (AYP).	
	2. Implemented a new curriculum, including appropriate professional development.	
	3. Decreased management authority at the school level.	
	4. Appointed an outside expert to advise the school on making AYP based on its school plan.	
	5. Extended the school year or school day.	
	6. Restructured the internal organizational structure of the school.	
C.	For a PI School in Year 4, the LEA developed an alternative governance plan to restructure the school's governance and staffing using at least one of the following approaches (check all that apply):	
	1. Reopen the school as a public charter school.	
	2. Replace all or most of the staff (may include the principal) relevant to the failure to make AYP.	
	3. Contract with an outside entity with a record of effectiveness to operate the public school.	
	4. Institute other major restructuring of the school's governance.	
D.	For a PI School in Year 5, the LEA implemented at least one of the following alternative governance approaches (check all that apply):	
	1. Reopened the school as a public charter school.	
	2. Replaced all or most of the staff (may include the principal) relevant to the failure to make AYP.	
	3. Contracted with an outside entity with a record of effectiveness to operate the public school.	
X	4. Instituted other major restructuring of the school's governance.	

2011-12 Page 16 Comments Form

Page Number

Page 16: Program Improvement

CD Code

3367215

District Name

Riverside Unified

School Code and Name

6059158 - University Heights Middle

Comments

Section D Implementation of revised restructuring plan including: full implementation of adopted RLA and math curriculums with interventions and appropriate time allotments; administrator professional development; effective collaboration, vertical and horizontal; planning for Middle Years Inter-Baccalaureate Program.

2010-11 Title I Report of Program Improvement Activities

Consolidated Application

Purpose: To report activities by the school as a result of being identified as a Title I Program Improvement School.

Agency: Riverside Unified	3	3	6	7	2	1	5
CD code:	6	0	6	1	7	9	0
School: Chemawa Middle							
CD code:							

CDE Contacts: Paul Jacobs 916-319-0256 P.Jacobs@cde.ca.gov
 Malik Abul-Khalig 916-319-0236 MAbdulKhalig@cde.ca.gov

A	Year of Program Improvement (PI) in 2010-11	Year 5
1.	The number of students in PI schools Years 1 or above who applied for Public School Choice (Choice) under Elementary and Secondary Education (ESEA) Act.	37
2.	The number of students who transferred from a PI school Years 1 or above to attend a non-PI school under ESEA.	37
3.	The number of students who transferred from a PI school Year 1 or above to attend a non-PI school under a local or state school choice program.	3
4.	The number of students in PI schools Year 2 or above who applied for supplemental educational services (SES).	131
5.	The number of students in PI schools Year 2 or above who received SES.	89
B.	For a PI School in Year 3, the LEA implemented at least one of the following corrective actions (check all that apply):	
	1. Replaced school staff relevant to the failure to make adequate yearly progress (AYP).	
	2. Implemented a new curriculum, including appropriate professional development.	
	3. Decreased management authority at the school level.	
	4. Appointed an outside expert to advise the school on making AYP based on its school plan.	
	5. Extended the school year or school day.	
	6. Restructured the internal organizational structure of the school.	
C.	For a PI School in Year 4, the LEA developed an alternative governance plan to restructure the school's governance and staffing using at least one of the following approaches (check all that apply):	
	1. Reopen the school as a public charter school.	
	2. Replace all or most of the staff (may include the principal) relevant to the failure to make AYP.	
	3. Contract with an outside entity with a record of effectiveness to operate the public school.	
	4. Institute other major restructuring of the school's governance.	
D.	For a PI School in Year 5, the LEA implemented at least one of the following alternative governance approaches (check all that apply):	
	1. Reopened the school as a public charter school.	
	2. Replaced all or most of the staff (may include the principal) relevant to the failure to make AYP.	
	3. Contracted with an outside entity with a record of effectiveness to operate the public school.	
X.	4. Instituted other major restructuring of the school's governance.	

2011-12 Page 16 Comments Form

Page Number

CD Code

District Name

Page 16: Program Improvement

3367215

Riverside Unified

School Code and Name

6061790 - Chemawa Middle

Comments

Section D The Chemawa restructuring plan was implemented in the 2010-11 school year. Its other major restructuring includes: interdisciplinary intervention teams with additional supports; professional development for highly engaging teaching and learning and writing instruction; increased teacher participation in walk through monitoring; expansion of the effective use of instructional technology; intensive intervention (Read 180).

2010-11 Title I Report of Program Improvement Activities

Purpose: To report activities by the school as a result of being identified as a Title I Program Improvement School.

Agency: Riverside Unified											
CD code:	3	3	6	7	2	1	5	School: William Howard Taft Elementary			
CD code:	6	1	0	7	9	5	7				

CDE Contacts: Paul Jacobs 916-319-0256 PJacobs@cde.ca.gov
 Malik Abul-Khalig 916-319-0236 MAbdulKhalig@cde.ca.gov

A.	Year of Program Improvement (PI) in 2010-11	Year 4
1.	The number of students in PI schools Years 1 or above who applied for Public School Choice (Choice) under Elementary and Secondary Education (ESEA) Act.	0
2.	The number of students who transferred from a PI school Years 1 or above to attend a non-PI school under ESEA.	0
3.	The number of students who transferred from a PI school Year 1 or above to attend a non-PI school under a local or state school choice program.	15
4.	The number of students in PI schools Year 2 or above who applied for supplemental educational services (SES).	147
5.	The number of students in PI schools Year 2 or above who received SES.	100
B.	For a PI School in Year 3, the LEA implemented at least one of the following corrective actions (check all that apply):	
	1. Replaced school staff relevant to the failure to make adequate yearly progress (AYP).	
	2. Implemented a new curriculum, including appropriate professional development.	
	3. Decreased management authority at the school level.	
	4. Appointed an outside expert to advise the school on making AYP based on its school plan.	
	5. Extended the school year or school day.	
	6. Restructured the internal organizational structure of the school.	
C.	For a PI School in Year 4, the LEA developed an alternative governance plan to restructure the school's governance and staffing using at least one of the following approaches (check all that apply):	
	1. Reopen the school as a public charter school.	
	2. Replace all or most of the staff (may include the principal) relevant to the failure to make AYP.	
	3. Contract with an outside entity with a record of effectiveness to operate the public school.	
X	4. Institute other major restructuring of the school's governance.	
D.	For a PI School in Year 5, the LEA implemented at least one of the following alternative governance approaches (check all that apply):	
	1. Reopened the school as a public charter school.	
	2. Replaced all or most of the staff (may include the principal) relevant to the failure to make AYP.	
	3. Contracted with an outside entity with a record of effectiveness to operate the public school.	
	4. Instituted other major restructuring of the school's governance.	

2011-12 Page 16 Comments Form

Page Number _____

CD Code _____

Page 16: Program Improvement _____

3367215

District Name _____

Riverside Unified

School Code and Name _____

6107957 - William Howard Taft Elementary

Comments

Section C Taft completed the APS and worked with staff and parents to select other major restructuring for their year five restructuring plan. The plan for year five includes staff collaboration time with training for focus and effectiveness; extension of the learning day for at-risk students, a focus on effective ELD instruction and EL interventions, and increased monitoring of both teaching and learning. They will also begin AVID elementary in grades 4-6.

2010-11 Title I, Part A, End-of-Year Expenditure Report for School Choice and SES

California Department of Education

Consolidated Application

Purpose: To report on end-of-year expenditures of Title I, Part A funds on Public School Choice (Choice) and Supplemental Educational Services (SES).

Agency:	Riverside Unified				
CD code:	3	3	6	7	2 1 5

CDE Contacts: Paul Jacobs 916 319-0256 P.jacobs@cde.ca.gov Malik Abdul-Khalig 916 319-0236 MAbdulKhalig@cde.ca.gov

This page is not applicable because the LEA did not have schools in Program Improvement in 2010-11.

A. Expenditures for Choice Transportation and Supplemental Education Services (SES)	Title I, Part A	Non-Title I, Part A	
1. Amount of funds expended and encumbered for Choice transportation for students who transferred from a PI school to a non-PI school under ESEA.	371,076		0
2. Amount of funds expended and encumbered for eligible students who received SES.	1,357,520		0
3. Amount of funds expended for parent outreach activities for Choice and SES. (0.2% = 19,765)*	11,561		0
4. Total expended and encumbered amount for Choice and SES (A1 + A2 + A3).	1,740,157		0
5. Amount of unspent funds. (20% of 2010-11 LEA Title I allocation (1,976,476)** - line A4).			236,319

If the amount in line A.5. is larger than 0, continue to Section B.

B. Circumstances in Which the LEA is Not Subject to the Reallocation Criteria (check all boxes that apply)	Check if Applies	
1. Provided Choice and/or SES to ALL eligible students using less than the 20 percent.	<input type="checkbox"/>	
2. Encumbered 100 percent of the 20 percent obligation in SES contracts and in Choice transportation.	<input type="checkbox"/>	
3. The LEA has only one school in each grade span and has not been able to establish interdistrict transfer agreements. The LEA could not offer SES because it was not served by any approved providers including online providers.	<input type="checkbox"/>	

If none of the boxes are checked, the LEA must complete Section C.

C. Reallocation Criteria for Unspent Funds of the 20% Obligation (check all boxes that apply)	Yes	No	N/A
1. Partnered or made efforts to partner with groups such as community-based organizations to inform eligible students and their parents of the opportunity to sign up for Choice and SES.	<input checked="" type="checkbox"/>	<input type="checkbox"/>	
2. Provided timely and accurate notice of the availability of Choice and SES to eligible students and their parents.	<input checked="" type="checkbox"/>	<input type="checkbox"/>	
3. Ensured that sign-up forms for SES are distributed directly to eligible students and their parents and made widely available and accessible through broad means of dissemination.	<input checked="" type="checkbox"/>	<input type="checkbox"/>	
4. Provided a minimum of two enrollment "windows," at separate points in the school year for eligible students and their parents to sign up for SES.	<input checked="" type="checkbox"/>	<input type="checkbox"/>	
5. Ensured that approved SES providers are given access to school facilities, using a fair, open, and objective process, on the same basis and terms as are available to other groups that seek access to school facilities.	<input checked="" type="checkbox"/>	<input type="checkbox"/>	

* This is 0.2% of the LEA's 2010-11 Title I, Part A, allocation after transfer (line 4 on page 34).
 ** This is 20% of the LEA's 2010-11 Title I, Part A, allocation after transfer (line 4 on page 34).

2011-12 ConApp, Part I, page 17 Date: 06/09/2011

Purpose: To provide the number of homeless children and youth in the LEA and their primary nighttime residence.

Agency:	Riverside Unified						
CD Code:	3	3	6	7	2	1	5

CDE Contacts: *Leanne Wheeler* 916-319-0383 *LWheeler@cde.ca.gov*
Pat Boncella 916-319-0384 *PBoncell@cde.ca.gov*

A. McKinney-Vento Homeless Education Funding

- LEA received three-year McKinney-Vento Homeless Education funding.
 LEA did not receive three-year McKinney-Vento Homeless Education funding.

B. Enrollment

Grade Level	Pre-K	K	1	2	3	4	5	6	7	8	9	10	11	12	Ungraded*	Total
Number of Homeless	253	230	276	240	238	211	190	203	164	176	145	105	95	79	0	2,605

*Ungraded means served in an educational unit that has no separate grades.

C. Primary Nighttime Residency

Type of Residency	Shelters	Doubled-up/Tripled-up	Unsheltered*	Hotels/Motels	Total
Number of Homeless	154	2,309	113	29	2,605

*Unsheltered (e.g., cars, parks, campgrounds, etc.)

2010-11 Rural and Low-Income School Program (Title VI, Part B, Subpart 2)

California Department of Education

Consolidated Application

Purpose: To determine how LEAs that received Rural and Low-Income School (RLIS) grants used their funds.

CDE Contact: Bob Storelli 916-319-0482 BStorelli@cde.ca.gov

Agency:	Riverside Unified									
CD code:	3	3	6	7	2	1	5			
<input checked="" type="checkbox"/>	This page is not applicable. The LEA received no RLIS funds in 2010-11.									

Check all boxes that apply to the LEA's participation in the RLIS Program

Use of Funds	2010-11
1. No RLIS funds expended (if checked, no other boxes should be checked for the year in question)	<input type="checkbox"/>
2. Teacher recruitment and retention, including the use of signing bonuses and other financial incentives	<input type="checkbox"/>
3. Teacher professional development, including programs that train teachers to utilize technology to improve teaching and to train special needs teachers	<input type="checkbox"/>
4. Educational technology, including software and hardware as described in Title II, Part D	<input type="checkbox"/>
5. Parental involvement activities	<input type="checkbox"/>
6. Activities authorized under Title IV, Part A (Safe and Drug-Free Schools Program)	<input type="checkbox"/>
7. Activities authorized under Title I, Part A	<input type="checkbox"/>
8. Activities authorized under Title III (Language instruction for LEP and immigrant students)	<input type="checkbox"/>

2010-11 School Reporting Form for UMIRS Data

Purpose: To collect student expulsion, suspension, and truancy information to satisfy ESEA requirements related to "persistently dangerous" schools and the uniform management information reporting system (UMIRS).

CDE Contact: Stephanie Papas 916-445-8441 SPapas@cde.ca.gov

Agency: Riverside Unified
 CD code: 3 | 3 | 6 | 7 | 2 | 1 | 5
 School: Lake Mathews Elementary
 School Code: 0 | 1 | 0 | 0 | 5 | 4 | 5

Ed Codes	Ed Code Text	Number of students with an unexcused absence of more than 30 minutes on 3 or more days:	Truancy Rate (Number at left + enrollment):	Number of Expulsions	Number of Suspensions
48900(a)(1)	Related to physical injury to another person	794	178	0	13
48900(b)	Related to firearms, knives, explosive devices, etc.			0	1
48900(g)	Stole or attempted to steal school property or private property			0	1
48900(i)	Committed an obscene act or engaged in habitual profanity or vulgarity			0	1
48900(k)	Related to disruption of school activities or willfull defiance			0	12
48900.4	Related to harassment, threats, or intimidation			0	1

Overall Total:		0	29
Violence/Drug Total:		0	15
Violence/Drug Rate (Violence/Drug Total ÷ Enrollment):		0.0% *	1.9% *
Total of Persistently Dangerous Expulsions Only:		0	N/A
Number of Non-Student Firearm Incidents:		0	0

Was school at risk of being designated "persistently dangerous" for 2008-09?	NO	Was school at risk of being designated "persistently dangerous" for 2009-10?	NO	Is school at risk of being designated "persistently dangerous" for 2010-11?	NO
--	----	--	----	---	----

NOTE TO LEA: Please read instructions carefully. Do not photocopy hard copies of this form in order to collect data from individual school sites. Background, guidance, and a data input form (to collect data from school sites) are available at <http://www.cde.ca.gov/s/iss/se/umirs.asp>

* If this reads 'N/A' it means that the enrollment figure is missing.

2010-11 School Reporting Form for UMIRS Data

Purpose: To collect student expulsion, suspension, and truancy information to satisfy ESEA requirements related to "persistently dangerous" schools and the uniform management information reporting system (UMIRS).

Agency: Riverside Unified
 CD code: 3 | 3 | 6 | 7 | 2 | 1 | 5
 School: Mark Twain Elementary
 School Code: 0 | 1 | 1 | 1 | 2 | 5 | 2

CDE Contact: Stephanie Papas 916-445-8441 SPapas@cde.ca.gov

October 2010 CBEDS Enrollment:	1033	Number of students with an unexcused absence of more than 30 minutes on 3 or more days:	326	Truancy Rate (Number at left + enrollment):	31.6%*
Ed Codes	Ed Code Text				
48900(a)(1)	Related to physical injury to another person				
48900(b)	Related to firearms, knives, explosive devices, etc.				
48900(c)	Related to possession or sale of controlled substances, alcohol, or intoxicants.				
48900(f)	Caused or attempted to cause damage to school property or private property				
48900(g)	Stole or attempted to steal school property or private property				
48900(h)	Related to possession or use of tobacco products				
48900(i)	Committed an obscene act or engaged in habitual profanity or vulgarity				
48900(k)	Related to disruption of school activities or willfull defiance				
		Number of Expulsions	Number of Suspensions		
		0	25		
		0	4		
		0	2		
		0	5		
		0	5		
		0	1		
		0	4		
		0	9		

NOTE TO LEA: Please read instructions carefully. Do not photocopy hard copies of this form in order to collect data from individual school sites. Background, guidance, and a data input form (to collect data from school sites) are available at <http://www.cde.ca.gov/si/ss/se/umirs.asp>

Was school at risk of being designated "persistently dangerous" for 2008-09?	No	Was school at risk of being designated "persistently dangerous" for 2009-10?	No	Is school at risk of being designated "persistently dangerous" for 2010-11?	No
Overall Total:		0	0	56	
Violence/Drug Total:		0	33		
Violence/Drug Rate (Violence/Drug Total ÷ Enrollment):		0.0%*	3.2%*		
Total of Persistently Dangerous Expulsions Only:		0	N/A		
Number of Non-Student Firearm Incidents:		0	0		

* If this reads 'N/A' it means that the enrollment figure is missing.

2010-11 School Reporting Form for UMIRS Data

Purpose: To collect student expulsion, suspension, and truancy information to satisfy ESEA requirements related to "persistently dangerous" schools and the uniform management information reporting system (UMIRS).

Agency: Riverside Unified
 CD code: 3 | 3 | 6 | 7 | 2 | 1 | 5
 School: Mark Twain Elementary
 School Code: 0 | 1 | 1 | 1 | 2 | 5 | 2

CDE Contact: Stephanie Papas 916-445-8441 SPapas@cde.ca.gov

October 2010 CBEDS Enrollment:	1033	Number of students with an unexcused absence of more than 30 minutes on 3 or more days:	326	Truancy Rate (Number at left + enrollment):	31.6%*
Ed Codes		Ed Code Text		Number of Expulsions	Number of Suspensions
48900.4		Related to harassment, threats, or intimidation		0	1

NOTE TO LEA: Please read instructions carefully. Do not photocopy hard copies of this form in order to collect data from individual school sites. Background, guidance, and a data input form (to collect data from school sites) are available at <http://www.cde.ca.gov/lss/se/umirs.asp>

Was school at risk of being designated "persistently dangerous" for 2008-09?	NO	Was school at risk of being designated "persistently dangerous" for 2009-10?	NO	Is school at risk of being designated "persistently dangerous" for 2010-11?	NO
Overall Total:		0	0	56	
Violence/Drug Total:		0	0	33	
Violence/Drug Rate (Violence/Drug Total ÷ Enrollment):		0.0%*	0.0%*	3.2%*	
Total of Persistently Dangerous Expulsions Only:		0	0	N/A	
Number of Non-Student Firearm Incidents:		0	0	0	

* If this reads 'N/A' it means that the enrollment figure is missing.

2010-11 School Reporting Form for UMIRS Data

Purpose: To collect student expulsion, suspension, and truancy information to satisfy ESEA requirements related to "persistently dangerous" schools and the uniform management information reporting system (UMIRS).

Agency: Riverside Unified
 CD code:
 School: Patricia Beaty Elementary
 School Code:

CDE Contact: Stephanie Papas 916-445-8441 SPapas@cde.ca.gov

Ed Codes	Ed Code Text	Number of students with an unexcused absence of more than 30 minutes on 3 or more days:	Truancy Rate (Number at left + enrollment):	Number of Expulsions	Number of Suspensions
48900(a)(1)	Related to physical injury to another person	709	198	0	2
48900(b)	Related to firearms, knives, explosive devices, etc.			0	2
48900(g)	Stole or attempted to steal school property or private property			0	1
48900(k)	Related to disruption of school activities or willfull defiance			0	3
48900(m)	Possessed an imitation firearm			0	1

NOTE TO LEA: Please read instructions carefully. Do not photocopy hard copies of this form in order to collect data from individual school sites. Background, guidance, and a data input form (to collect data from school sites) are available at <http://www.cde.ca.gov/s/s/sse/umirs.asp>

Was school at risk of being designated "persistently dangerous" for 2008-09?	No	Was school at risk of being designated "persistently dangerous" for 2009-10?	No	Is school at risk of being designated "persistently dangerous" for 2010-11?	No
Overall Total:		0		9	
Violence/Drug Total:		0		5	
Violence/Drug Rate (Violence/Drug Total ÷ Enrollment):		0.0% *		0.7% *	
Total of Persistently Dangerous Expulsions Only:		0		N/A	
Number of Non-Student Firearm Incidents:				0	

* If this reads 'N/A' it means that the enrollment figure is missing.
 2011-12 ConApp, Part I, page 20. 1 Date: 06/09/2011

2010-11 School Reporting Form for UMIRS Data

Purpose: To collect student expulsion, suspension, and truancy information to satisfy ESEA requirements related to "persistently dangerous" schools and the uniform management information reporting system (UMIRS).

CDE Contact: Stephanie Papas 916-445-8441 SPapas@cde.ca.gov

Agency: Riverside Unified
 CD code: 3 | 3 | 6 | 7 | 2 | 1 | 5
 School: Riverside Virtual
 School Code: 0 | 1 | 1 | 5 | 7 | 0 | 9

Ed Codes	Ed Code Text	Number of Expulsions	Number of Suspensions
48900(a)(1)	Related to physical injury to another person	0	12
48900(c)	Related to possession or sale of controlled substances, alcohol, or intoxicants.	0	8
48900(f)	Caused or attempted to cause damage to school property or private property	0	1
48900(g)	Stole or attempted to steal school property or private property	0	1
48900(h)	Related to possession or use of tobacco products	0	2
48900(i)	Committed an obscene act or engaged in habitual profanity or vulgarity	0	2
48900(j)	Related to possession or sale of drug paraphernalia	0	1
48900(k)	Related to disruption of school activities or willfull defiance	0	37

Ed Code Text	Number of students with an unexcused absence of more than 30 minutes on 3 or more days:	Truancy Rate (Number at left + enrollment):
Overall Total:	68	0.0%*
Violence/Drug Total:		
Violence/Drug Rate (Violence/Drug Total ÷ Enrollment):		0.0%*
Total of Persistently Dangerous Expulsions Only:		N/A
Number of Non-Student Firearm Incidents:		0

NOTE TO LEA: Please read instructions carefully. Do not photocopy hard copies of this form in order to collect data from individual school sites. Background, guidance, and a data input form (to collect data from school sites) are available at <http://www.cde.ca.gov/s/ssi/ss/elumirs.asp>

Was school at risk of being designated "persistently dangerous" for 2008-09?	NO	Was school at risk of being designated "persistently dangerous" for 2009-10?	NO	Is school at risk of being designated "persistently dangerous" for 2010-11?	NO
--	----	--	----	---	----

* If this reads 'N/A' it means that the enrollment figure is missing.
 2011-12 ConApp, Part I, page 20. 1 Date: 06/09/2011

2010-11 School Reporting Form for UMIRS Data

Purpose: To collect student expulsion, suspension, and truancy information to satisfy ESEA requirements related to "persistently dangerous" schools and the uniform management information reporting system (UMIRS).

Agency: Riverside Unified
 CD code:
 School: Riverside Virtual
 School Code:

CDE Contact: Stephanie Papas 916-445-8441 SPapas@cde.ca.gov

October 2010 CBEDS Enrollment: Number of students with an unexcused absence of more than 30 minutes on 3 or more days: Truancy Rate (Number at left + enrollment): *

Ed Codes	Ed Code Text	Number of Expulsions	Number of Suspensions
48915(a)(1)	PDS-Causing serious physical injury to another person, except in self-defense	0	1

NOTE TO LEA: Please read instructions carefully. Do not photocopy hard copies of this form in order to collect data from individual school sites. Background, guidance, and a data input form (to collect data from school sites) are available at <http://www.cde.ca.gov/lis/ss/se/umirs.asp>

Was school at risk of being designated "persistently dangerous" for 2008-09?	No	Was school at risk of being designated "persistently dangerous" for 2009-10?	No	Is school at risk of being designated "persistently dangerous" for 2010-11?	No
Overall Total:		Violence/Drug Total:	Violence/Drug Rate (Violence/Drug Total + Enrollment):	Number of Non-Student Firearm Incidents:	
		0	0.0% *	0	N/A
		65	35.3% *	0	

* If this reads 'N/A' it means that the enrollment figure is missing.

2011-12 Consolidated Application Comment Form

Page Number

CD Code

District Name

Page 20: UMIRS Data

3367215

Riverside Unified

School Code and Name

0115709 - Riverside Virtual

Comments

Riverside Virtual School is a web-based online program therefore the number of tardies being reported is zero.

2010-11 School Reporting Form for UMIRS Data

Purpose: To collect student expulsion, suspension, and truancy information to satisfy ESEA requirements related to "persistently dangerous" schools and the uniform management information reporting system (UMIRS).

CDE Contact: Stephanie Papas 916-445-8441 SPapas@cde.ca.gov

Agency: Riverside Unified
 CD code: 3 | 3 | 6 | 7 | 2 | 1 | 5
 School: Frank Augustus Miller Middle
 School Code: 0 | 1 | 1 | 9 | 1 | 8 | 0

October 2010 CBEDS Enrollment: 849 Number of students with an unexcused absence of more than 30 minutes on 3 or more days: 174 Truancy Rate (Number at left + enrollment): 20.5% *

Ed Codes	Ed Code Text	Number of Expulsions	Number of Suspensions
48900(a)(1)	Related to physical injury to another person	0	55
48900(b)	Related to firearms, knives, explosive devices, etc.	0	10
48900(c)	Related to possession or sale of controlled substances, alcohol, or intoxicants.	0	18
48900(f)	Caused or attempted to cause damage to school property or private property	0	9
48900(g)	Stole or attempted to steal school property or private property	0	8
48900(h)	Related to possession or use of tobacco products	0	1
48900(i)	Committed an obscene act or engaged in habitual profanity or vulgarity	0	10
48900(k)	Related to disruption of school activities or willfull defiance	0	32

NOTE TO LEA: Please read instructions carefully. Do not photocopy hard copies of this form in order to collect data from individual school sites. Background, guidance, and a data input form (to collect data from school sites) are available at <http://www.cde.ca.gov/ss/se/umirs.asp>

Was school at risk of being designated "persistently dangerous" for 2008-09?	No	Was school at risk of being designated "persistently dangerous" for 2009-10?	No	Is school at risk of being designated "persistently dangerous" for 2010-11?	No
Overall Total:		4	4	143	
Violence/Drug Total:		4	84		
Violence/Drug Rate (Violence/Drug Total ÷ Enrollment):		0.5% *	9.9% *		
Total of Persistently Dangerous Expulsions Only:		2	N/A		
Number of Non-Student Firearm Incidents:		0			

* If this reads 'N/A' it means that the enrollment figure is missing.
 2011-12 ConApp, Part I, page 20. 1 Date: 06/09/2011

2010-11 School Reporting Form for UMIRS Data

Purpose: To collect student expulsion, suspension, and truancy information to satisfy ESEA requirements related to "persistently dangerous" schools and the uniform management information reporting system (UMIRS).

Agency: Riverside Unified
 CD code:
 School: Frank Augustus Miller Middle
 School Code:

CDE Contact: Stephanie Papas 916-445-8441 SPapas@cde.ca.gov

October 2010 CBEDS Enrollment:	849	Number of students with an unexcused absence of more than 30 minutes on 3 or more days:	174	Truancy Rate (Number at left + enrollment):	20.5%*
Ed Codes		Ed Code Text		Number of Expulsions	Number of Suspensions
48915(a)(1)		PDS-Causing serious physical injury to another person, except in self-defense		1	0
48915(a)(2)		Possession of any knife or other dangerous object of no reasonable use to the pupil		2	0
48915(c)(3)		PDS-Unlawfully selling a controlled substance listed in Chapter 2 (commencing with		1	0

NOTE TO LEA: Please read instructions carefully. Do not photocopy hard copies of this form in order to collect data from individual school sites. Background, guidance, and a data input form (to collect data from school sites) are available at <http://www.cde.ca.gov/iss/ssi/se/umirs.asp>

Overall Total:	4	143
Violence/Drug Total:	4	84
Violence/Drug Rate (Violence/Drug Total ÷ Enrollment):	0.5%*	9.9%*
Total of Persistently Dangerous Expulsions Only:	2	N/A
Number of Non-Student Firearm Incidents:		0

Was school at risk of being designated "persistently dangerous" for 2008-09?	NO	Was school at risk of being designated "persistently dangerous" for 2009-10?	NO	Is school at risk of being designated "persistently dangerous" for 2010-11?	NO
--	----	--	----	---	----

* If this reads 'N/A' it means that the enrollment figure is missing.
 2011-12 ConApp, Part I, page 20.2 Date: 06/09/2011

2010-11 School Reporting Form for UMIRS Data

Purpose: To collect student expulsion, suspension, and truancy information to satisfy ESEA requirements related to "persistently dangerous" schools and the uniform management information reporting system (UMIRS).

Agency: Riverside Unified
 CD code: 3 | 3 | 6 | 7 | 2 | 1 | 5
 School: Arlington High
 School Code: 3 | 3 | 3 | 0 | 0 | 2 | 4

CDE Contact: Stephanie Papas 916-445-8441 SPapas@cde.ca.gov

Ed Codes	Ed Code Text	Number of students with an unexcused absence of more than 30 minutes on 3 or more days:	Truancy Rate (Number at left ÷ enrollment):	Number of Expulsions	Number of Suspensions
October 2010 CBEDS Enrollment:		2241	1064		47.5%*
48900(a)(1)	Related to physical injury to another person			0	85
48900(a)(2)	Related to use of force or violence			0	3
48900(b)	Related to firearms, knives, explosive devices, etc.			0	14
48900(c)	Related to possession or sale of controlled substances, alcohol, or intoxicants.			0	33
48900(f)	Caused or attempted to cause damage to school property or private property			0	96
48900(g)	Stole or attempted to steal school property or private property			0	23
48900(h)	Related to possession or use of tobacco products			0	2
48900(i)	Committed an obscene act or engaged in habitual profanity or vulgarity			0	37

NOTE TO LEA: Please read instructions carefully. Do not photocopy hard copies of this form in order to collect data from individual school sites. Background, guidance, and a data input form (to collect data from school sites) are available at <http://www.cde.ca.gov/lss/se/umirs.asp>

Was school at risk of being designated "persistently dangerous" for 2008-09?	No	Was school at risk of being designated "persistently dangerous" for 2009-10?	No	Is school at risk of being designated "persistently dangerous" for 2010-11?	No															
<table border="1"> <thead> <tr> <th>Overall Total:</th> <td>8</td> <td>487</td> </tr> <tr> <th>Violence/Drug Total:</th> <td>8</td> <td>154</td> </tr> <tr> <th>Violence/Drug Rate (Violence/Drug Total ÷ Enrollment):</th> <td>0.4%*</td> <td>6.9%*</td> </tr> <tr> <th>Total of Persistently Dangerous Expulsions Only:</th> <td>4</td> <td>N/A</td> </tr> <tr> <th>Number of Non-Student Firearm Incidents:</th> <td>0</td> <td></td> </tr> </thead></table>						Overall Total:	8	487	Violence/Drug Total:	8	154	Violence/Drug Rate (Violence/Drug Total ÷ Enrollment):	0.4%*	6.9%*	Total of Persistently Dangerous Expulsions Only:	4	N/A	Number of Non-Student Firearm Incidents:	0	
Overall Total:	8	487																		
Violence/Drug Total:	8	154																		
Violence/Drug Rate (Violence/Drug Total ÷ Enrollment):	0.4%*	6.9%*																		
Total of Persistently Dangerous Expulsions Only:	4	N/A																		
Number of Non-Student Firearm Incidents:	0																			

* If this reads 'N/A' it means that the enrollment figure is missing.
 2011-12 ConApp, Part I, page 20. 1 Date: 06/09/2011

2010-11 School Reporting Form for UMIRS Data

Purpose: To collect student expulsion, suspension, and truancy information to satisfy ESEA requirements related to "persistently dangerous" schools and the uniform management information reporting system (UMIRS).

Agency: Riverside Unified	3	3	6	7	2	1	5
CD code:	3	3	3	0	0	2	4
School: Arlington High							
School Code:	3	3	3	0	0	2	4

CDE Contact: Stephanie Papas 916-445-8441 SPapas@cde.ca.gov

October 2010 CBEDS Enrollment:	2241	Number of students with an unexcused absence of more than 30 minutes on 3 or more days:	1064	Truancy Rate (Number at left + enrollment):	47.5%*
Ed Codes		Ed Code Text		Number of Expulsions	Number of Suspensions
48900(j)		Related to possession or sale of drug paraphernalia		0	10
48900(k)		Related to disruption of school activities or willfull defiance		0	177
48900.2		Related to sexual harassment		0	1
48900.4		Related to harassment, threats, or intimidation		0	4
48900.7		Related to terroristic threats		0	2
48915(a)(1)		PDS-Causing serious physical injury to another person, except in self-defense		2	0
48915(a)(3)		Related to unlawful possession of controlled substances		4	0
48915(c)(3)		PDS-Unlawfully selling a controlled substance listed in Chapter 2 (commencing with		2	0

NOTE TO LEA: Please read instructions carefully. Do not photocopy hard copies of this form in order to collect data from individual school sites. Background, guidance, and a data input form (to collect data from school sites) are available at <http://www.cde.ca.gov/ss/ss/se/umirs.asp>

Was school at risk of being designated "persistently dangerous" for 2008-09?	No	Was school at risk of being designated "persistently dangerous" for 2009-10?	No	Is school at risk of being designated "persistently dangerous" for 2010-11?	No
Overall Total:		Violence/Drug Total:		8	
Violence/Drug Rate (Violence/Drug Total ÷ Enrollment):		Violence/Drug Total ÷ Enrollment):		8	
Total of Persistently Dangerous Expulsions Only:		Number of Non-Student Firearm Incidents:		0	
				0.4%*	
				6.9%*	

* If this reads 'N/A' it means that the enrollment figure is missing.

2010-11 School Reporting Form for UMIRS Data

Purpose: To collect student expulsion, suspension, and truancy information to satisfy ESEA requirements related to "persistently dangerous" schools and the uniform management information reporting system (UMIRS).

Agency: Riverside Unified
 CD code: 3 | 3 | 6 | 7 | 2 | 1 | 5
 School: Summit View Independent Study
 School Code: 3 | 3 | 3 | 0 | 3 | 6 | 2

CDE Contact: Stephanie Papas 916-445-8441 SPapas@cde.ca.gov

Ed Codes	Ed Code Text	Number of students with an unexcused absence of more than 30 minutes on 3 or more days:	Truancy Rate (Number at left + enrollment):
October 2010 CBEDS Enrollment:		652	26
48900(a)(1)	Related to physical injury to another person		0
48900(a)(2)	Related to use of force or violence		0
48900(b)	Related to firearms, knives, explosive devices, etc.		0
48900(c)	Related to possession or sale of controlled substances, alcohol, or intoxicants.		0
48900(e)	Committed or attempted to commit robbery or extortion		0
48900(f)	Caused or attempted to cause damage to school property or private property		0
48900(g)	Stole or attempted to steal school property or private property		0
48900(h)	Related to possession or use of tobacco products		0

NOTE TO LEA: Please read instructions carefully. Do not photocopy hard copies of this form in order to collect data from individual school sites. Background, guidance, and a data input form (to collect data from school sites) are available at <http://www.cde.ca.gov/lss/se/umirs.asp>

Overall Total:	0	163
Violence/Drug Total:	0	61
Violence/Drug Rate (Violence/Drug Total ÷ Enrollment):	0.0% *	9.4% *
Total of Persistently Dangerous Expulsions Only:	0	N/A
Number of Non-Student Firearm Incidents:	0	0

Was school at risk of being designated "persistently dangerous" for 2008-09?	No	Was school at risk of being designated "persistently dangerous" for 2009-10?	No	Is school at risk of being designated "persistently dangerous" for 2010-11?	No
--	----	--	----	---	----

* If this reads 'N/A' it means that the enrollment figure is missing.
 2011-12 ConApp, Part I, page 20. 1 Date: 06/09/2011

2010-11 School Reporting Form for UMIRS Data

Purpose: To collect student expulsion, suspension, and truancy information to satisfy ESEA requirements related to "persistently dangerous" schools and the uniform management information reporting system (UMIRS).

CDE Contact: Stephanie Papas 916-445-8441 SPapas@cde.ca.gov

Agency: Riverside Unified
 CD code: 3 | 3 | 6 | 7 | 2 | 1 | 5
 School: Summit View Independent Study
 School Code: 3 | 3 | 3 | 0 | 3 | 6 | 2

Ed Codes	Ed Code Text	Number of students with an unexcused absence of more than 30 minutes on 3 or more days:	Truancy Rate (Number at left ÷ enrollment):	Number of Expulsions	Number of Suspensions
October 2010 CBEDS Enrollment:		652	26		4.0%*
48900(i)	Committed an obscene act or engaged in habitual profanity or vulgarity			0	18
48900(j)	Related to possession or sale of drug paraphernalia			0	2
48900(k)	Related to disruption of school activities or willfull defiance			0	74
48900.4	Related to harassment, threats, or intimidation			0	1
48900.7	Related to terroristic threats			0	1

NOTE TO LEA: Please read instructions carefully. Do not photocopy hard copies of this form in order to collect data from individual school sites. Background, guidance, and a data input form (to collect data from school sites) are available at <http://www.cde.ca.gov/lss/se/umirs.asp>

Was school at risk of being designated "persistently dangerous" for 2008-09?	No	Was school at risk of being designated "persistently dangerous" for 2009-10?	No	Is school at risk of being designated "persistently dangerous" for 2010-11?	No
Overall Total:		0	0	163	
Violence/Drug Total:		0	0	61	
Violence/Drug Rate (Violence/Drug Total ÷ Enrollment):		0.0%*		9.4%*	
Total of Persistently Dangerous Expulsions Only:		0		N/A	
Number of Non-Student Firearm Incidents:		0		0	

* If this reads 'N/A' it means that the enrollment figure is missing.
 2011-12 ConApp, Part I, page 20.2 Date: 06/09/2011

2010-11 School Reporting Form for UMIRS Data

Purpose: To collect student expulsion, suspension, and truancy information to satisfy ESEA requirements related to "persistently dangerous" schools and the uniform management information reporting system (UMIRS).

CDE Contact: Stephanie Papas 916-445-8441 SPapas@cde.ca.gov

Agency: Riverside Unified
 CD code: 3 | 3 | 6 | 7 | 2 | 1 | 5
 School: Opportunity Program
 School Code: 3 | 3 | 3 | 0 | 5 | 1 | 1

Ed Codes	Ed Code Text	Number of students with an unexcused absence of more than 30 minutes on 3 or more days:	Truancy Rate (Number at left + enrollment):	Number of Expulsions	Number of Suspensions
48900(a)(1)	Related to physical injury to another person	303	338	0	113
48900(a)(2)	Related to use of force or violence			0	11
48900(b)	Related to firearms, knives, explosive devices, etc.			0	17
48900(c)	Related to possession or sale of controlled substances, alcohol, or intoxicants.			0	159
48900(e)	Committed or attempted to commit robbery or extortion			0	1
48900(f)	Caused or attempted to cause damage to school property or private property			0	55
48900(g)	Stole or attempted to steal school property or private property			0	7
48900(h)	Related to possession or use of tobacco products			0	4

NOTE TO LEA: Please read instructions carefully. Do not photocopy hard copies of this form in order to collect data from individual school sites. Background, guidance, and a data input form (to collect data from school sites) are available at <http://www.cde.ca.gov/lis/ss/se/umirs.asp>

Was school at risk of being designated "persistently dangerous" for 2008-09?	No	Yes	Was school at risk of being designated "persistently dangerous" for 2009-10?	No	Yes	Is school at risk of being designated "persistently dangerous" for 2010-11?	No	Yes
Overall Total:		4	Violence/Drug Total:		4	Violence/Drug Rate (Violence/Drug Total + Enrollment):		1.3% *
Violence/Drug Rate (Violence/Drug Total + Enrollment):		4	Total of Persistently Dangerous Expulsions Only:		1	Number of Non-Student Firearm Incidents:		0
Total of Persistently Dangerous Expulsions Only:		1	Number of Non-Student Firearm Incidents:		0	Overall Total:		762
Number of Non-Student Firearm Incidents:		0	Violence/Drug Total:		4	Violence/Drug Rate (Violence/Drug Total + Enrollment):		323
Violence/Drug Rate (Violence/Drug Total + Enrollment):		4	Total of Persistently Dangerous Expulsions Only:		1	Number of Non-Student Firearm Incidents:		N/A
Total of Persistently Dangerous Expulsions Only:		1	Number of Non-Student Firearm Incidents:		0	Violence/Drug Rate (Violence/Drug Total + Enrollment):		106.6% *
Number of Non-Student Firearm Incidents:		0	Violence/Drug Total:		4	Violence/Drug Rate (Violence/Drug Total + Enrollment):		1.3% *
Violence/Drug Rate (Violence/Drug Total + Enrollment):		4	Total of Persistently Dangerous Expulsions Only:		1	Number of Non-Student Firearm Incidents:		0
Total of Persistently Dangerous Expulsions Only:		1	Number of Non-Student Firearm Incidents:		0	Violence/Drug Rate (Violence/Drug Total + Enrollment):		106.6% *
Number of Non-Student Firearm Incidents:		0	Violence/Drug Total:		4	Violence/Drug Rate (Violence/Drug Total + Enrollment):		323
Violence/Drug Rate (Violence/Drug Total + Enrollment):		4	Total of Persistently Dangerous Expulsions Only:		1	Number of Non-Student Firearm Incidents:		N/A
Total of Persistently Dangerous Expulsions Only:		1	Number of Non-Student Firearm Incidents:		0	Violence/Drug Rate (Violence/Drug Total + Enrollment):		106.6% *
Number of Non-Student Firearm Incidents:		0	Violence/Drug Total:		4	Violence/Drug Rate (Violence/Drug Total + Enrollment):		323
Violence/Drug Rate (Violence/Drug Total + Enrollment):		4	Total of Persistently Dangerous Expulsions Only:		1	Number of Non-Student Firearm Incidents:		N/A
Total of Persistently Dangerous Expulsions Only:		1	Number of Non-Student Firearm Incidents:		0	Violence/Drug Rate (Violence/Drug Total + Enrollment):		106.6% *

* If this reads 'N/A' it means that the enrollment figure is missing.

2010-11 School Reporting Form for UMIRS Data

California Department of Education

Consolidated Application

Purpose: To collect student expulsion, suspension, and truancy information to satisfy ESEA requirements related to "persistently dangerous" schools and the uniform management information reporting system (UMIRS).

Agency: Riverside Unified
 CD code: 3 | 3 | 6 | 7 | 2 | 1 | 5
 School: Opportunity Program
 School Code: 3 | 3 | 3 | 0 | 5 | 1 | 1

CDE Contact: Stephanie Papas 916-445-8441 SPapas@cde.ca.gov

Ed Codes	Ed Code Text	Number of students with an unexcused absence of more than 30 minutes on 3 or more days:	Truancy Rate (Number at left + enrollment):	Number of Expulsions	Number of Suspensions
48900(i)	Committed an obscene act or engaged in habitual profanity or vulgarity	303	338	0	98
48900(j)	Related to possession or sale of drug paraphernalia			0	16
48900(k)	Related to disruption of school activities or willful defiance			0	279
48900.4	Related to harassment, threats, or intimidation			0	1
48900.7	Related to terroristic threats			0	1
48915(a)(2)	Possession of any knife or other dangerous object of no reasonable use to the pupil			1	0
48915(a)(3)	Related to unlawful possession of controlled substances			2	0
48915(a)(4)	PDS-Robbery or extortion			1	0

NOTE TO LEA: Please read instructions carefully. Do not photocopy hard copies of this form in order to collect data from individual school sites. Background, guidance, and a data input form (to collect data from school sites) are available at <http://www.cde.ca.gov/ls/ss/se/umirs.asp>

Was school at risk of being designated "persistently dangerous" for 2008-09?	No	Was school at risk of being designated "persistently dangerous" for 2009-10?	No	Is school at risk of being designated "persistently dangerous" for 2010-11?	No
Overall Total:		4		762	
Violence/Drug Total:		4		323	
Violence/Drug Rate (Violence/Drug Total ÷ Enrollment):		1.3% *		106.6% *	
Total of Persistently Dangerous Expulsions Only:		1		N/A	
Number of Non-Student Firearm Incidents:				0	

* If this reads 'N/A' it means that the enrollment figure is missing.

2010-11 School Reporting Form for UMIRS Data

Purpose: To collect student expulsion, suspension, and truancy information to satisfy ESEA requirements related to "persistently dangerous" schools and the uniform management information reporting system (UMIRS).

Agency: Riverside Unified											
CD code:	3	3	6	7	2	1	5				
School: Raincross High (Continuation)											
School Code:	3	3	3	0	6	7	7				

CDE Contact: Stephanie Papas 916-445-8441 SPapas@cde.ca.gov

Ed Codes	Ed Code Text	Number of students with an unexcused absence of more than 30 minutes on 3 or more days:	Truancy Rate (Number at left ÷ enrollment):	Number of Expulsions	Number of Suspensions
48900(a)(1)	Related to physical injury to another person	180	161	0	11
48900(b)	Related to firearms, knives, explosive devices, etc.			0	2
48900(c)	Related to possession or sale of controlled substances, alcohol, or intoxicants.			0	7
48900(f)	Caused or attempted to cause damage to school property or private property			0	15
48900(g)	Stole or attempted to steal school property or private property			0	1
48900(h)	Related to possession or use of tobacco products			0	1
48900(i)	Committed an obscene act or engaged in habitual profanity or vulgarity			0	32
48900(j)	Related to possession or sale of drug paraphernalia			0	8

NOTE TO LEA: Please read instructions carefully. Do not photocopy hard copies of this form in order to collect data from individual school sites. Background, guidance, and a data input form (to collect data from school sites) are available at <http://www.cde.ca.gov/ls/ss/se/umirs.asp>

Was school at risk of being designated "persistently dangerous" for 2008-09?	No	Was school at risk of being designated "persistently dangerous" for 2009-10?	No	Is school at risk of being designated "persistently dangerous" for 2010-11?	No
Overall Total:					
Violence/Drug Total:					
Violence/Drug Rate (Violence/Drug Total ÷ Enrollment):					
Total of Persistently Dangerous Expulsions Only:					
Number of Non-Student Firearm Incidents:					

* If this reads 'N/A' it means that the enrollment figure is missing.

2010-11 School Reporting Form for UMIRS Data

Purpose: To collect student expulsion, suspension, and truancy information to satisfy ESEA requirements related to "persistently dangerous" schools and the uniform management information reporting system (UMIRS).

Agency: Riverside Unified
 CD code: 3 | 3 | 6 | 7 | 2 | 1 | 5
 School: Raincross High (Continuation)
 School Code: 3 | 3 | 3 | 0 | 6 | 7 | 7

CDE Contact: Stephanie Papas 916-445-8441 SPapas@cde.ca.gov

October 2010 CBEDS Enrollment:	180	Number of students with an unexcused absence of more than 30 minutes on 3 or more days:	161	Truancy Rate (Number at left + enrollment):	89.4%*
Ed Codes		Ed Code Text		Number of Expulsions	Number of Suspensions
48900(k)		Related to disruption of school activities or willfull defiance		0	62
48900.4		Related to harassment, threats, or intimidation		0	4

NOTE TO LEA: Please read instructions carefully. Do not photocopy hard copies of this form in order to collect data from individual school sites. Background, guidance, and a data input form (to collect data from school sites) are available at <http://www.cde.ca.gov/ls/ss/se/umirs.asp>

Was school at risk of being designated "persistently dangerous" for 2008-09?	NO	Was school at risk of being designated "persistently dangerous" for 2009-10?	NO	Is school at risk of being designated "persistently dangerous" for 2010-11?	NO
Overall Total:	0			143	
Violence/Drug Total:	0			33	
Violence/Drug Rate (Violence/Drug Total ÷ Enrollment):	0.0%*			18.3%*	
Total of Persistently Dangerous Expulsions Only:	0			N/A	
Number of Non-Student Firearm Incidents:	0			0	

* If this reads 'N/A' it means that the enrollment figure is missing.

2010-11 School Reporting Form for UMIRS Data

Purpose: To collect student expulsion, suspension, and truancy information to satisfy ESEA requirements related to "persistently dangerous" schools and the uniform management information reporting system (UMIRS).

Agency: Riverside Unified
 CD code:
 School: Martin Luther King Jr. High
 School Code:

CDE Contact: Stephanie Papas 916-445-8441 SPapas@cde.ca.gov

Ed Codes	Ed Code Text	Number of students with an unexcused absence of more than 30 minutes on 3 or more days:	Truancy Rate (Number at left + enrollment):	Number of Expulsions	Number of Suspensions
October 2010 CBEDS Enrollment:		3079	1188		38.6%*
48900(a)(1)	Related to physical injury to another person			0	50
48900(a)(2)	Related to use of force or violence			0	6
48900(b)	Related to firearms, knives, explosive devices, etc.			0	5
48900(c)	Related to possession or sale of controlled substances, alcohol, or intoxicants.			0	74
48900(e)	Committed or attempted to commit robbery or extortion			0	2
48900(f)	Caused or attempted to cause damage to school property or private property			0	94
48900(g)	Stole or attempted to steal school property or private property			0	10
48900(h)	Related to possession or use of tobacco products			0	3

NOTE TO LEA: Please read instructions carefully. Do not photocopy hard copies of this form in order to collect data from individual school sites. Background, guidance, and a data input form (to collect data from school sites) are available at <http://www.cde.ca.gov/ls/ss/se/umirs.asp>

Was school at risk of being designated "persistently dangerous" for 2008-09?	No	Yes	Was school at risk of being designated "persistently dangerous" for 2009-10?	No	Yes	Is school at risk of being designated "persistently dangerous" for 2010-11?	No	Yes
Overall Total:								
Violence/Drug Total:			12			441		
Violence/Drug Rate (Violence/Drug Total ÷ Enrollment):			12			156		
Total of Persistently Dangerous Expulsions Only:			0.4%*			5.1%*		
Number of Non-Student Firearm Incidents:			3			N/A		
Number of Non-Student Firearm Incidents:			0			0		

* If this reads 'N/A' it means that the enrollment figure is missing.

777

2010-11 School Reporting Form for UMIRS Data

California Department of Education

Consolidated Application

Purpose: To collect student expulsion, suspension, and truancy information to satisfy ESEA requirements related to "persistently dangerous" schools and the uniform management information reporting system (UMIRS).

Agency: Riverside Unified												
CD code:	3	3	6	7	2	1	5					
School: Martin Luther King Jr. High												
School Code:	3	3	3	0	8	5	9					

CDE Contact: Stephanie Papas 916-445-8441 SPapas@cde.ca.gov

Ed Codes	Ed Code Text	Number of students with an unexcused absence of more than 30 minutes on 3 or more days:	Truancy Rate (Number at left ÷ enrollment):
October 2010 CBEDS Enrollment:		3079	1188
48900(i)	Committed an obscene act or engaged in habitual profanity or vulgarity		0
48900(j)	Related to possession or sale of drug paraphernalia		0
48900(k)	Related to disruption of school activities or willful defiance		0
48900(l)	Knowingly received stolen school property or private property		0
48900.2	Related to sexual harassment		0
48900.4	Related to harassment, threats, or intimidation		0
48915(a)(1)	PDS-Causing serious physical injury to another person, except in self-defense		2
48915(a)(2)	Possession of any knife or other dangerous object of no reasonable use to the pupil		2

<p>NOTE TO LEA: Please read instructions carefully. Do not photocopy hard copies of this form in order to collect data from individual school sites. Background, guidance, and a data input form (to collect data from school sites) are available at http://www.cde.ca.gov/lis/ss/se/umirs.asp</p>	Overall Total:	12	441
	Violence/Drug Total:	12	156
	Violence/Drug Rate (Violence/Drug Total ÷ Enrollment):	0.4% *	5.1% *
	Total of Persistently Dangerous Expulsions Only:	3	N/A
	Number of Non-Student Firearm Incidents:	0	

Was school at risk of being designated "persistently dangerous" for 2008-09?	No	Was school at risk of being designated "persistently dangerous" for 2009-10?	No
Was school at risk of being designated "persistently dangerous" for 2010-11?	No	Is school at risk of being designated "persistently dangerous" for 2010-11?	No

* If this reads 'N/A' it means that the enrollment figure is missing.

2011-12 ConApp, Part I, page 20.2 Date: 06/09/2011

2010-11 School Reporting Form for UMIRS Data

Purpose: To collect student expulsion, suspension, and truancy information to satisfy ESEA requirements related to "persistently dangerous" schools and the uniform management information reporting system (UMIRS).

Agency: Riverside Unified
 CD code: 3 | 3 | 6 | 7 | 2 | 1 | 5
 School: Martin Luther King Jr. High
 School Code: 3 | 3 | 3 | 0 | 8 | 5 | 9

CDE Contact: Stephanie Papas 916-445-8441 SPapas@cde.ca.gov

October 2010 CBEDS Enrollment:	3079	Number of students with an unexcused absence of more than 30 minutes on 3 or more days:	1188	Truancy Rate (Number at left + enrollment):	38.6%*
Ed Codes		Ed Code Text		Number of Expulsions	Number of Suspensions
48915(a)(3)		Related to unlawful possession of controlled substances		7	0
48915(c)(3)		PDS-Unlawfully selling a controlled substance listed in Chapter 2 (commencing with		1	0

NOTE TO LEA: Please read instructions carefully. Do not photocopy hard copies of this form in order to collect data from individual school sites. Background, guidance, and a data input form (to collect data from school sites) are available at <http://www.cde.ca.gov/lis/ss/se/umirs.asp>

Was school at risk of being designated "persistently dangerous" for 2008-09?	No	Was school at risk of being designated "persistently dangerous" for 2009-10?	No	Is school at risk of being designated "persistently dangerous" for 2010-11?	No	Overall Total:	12	441
						Violence/Drug Total:	12	156
						Violence/Drug Rate (Violence/Drug Total ÷ Enrollment):	0.4%*	5.1%*
						Total of Persistently Dangerous Expulsions Only:	3	N/A
Number of Non-Student Firearm Incidents:						0		

* If this reads 'N/A' it means that the enrollment figure is missing.

2010-11 School Reporting Form for UMIRS Data

Purpose: To collect student expulsion, suspension, and truancy information to satisfy ESEA requirements related to "persistently dangerous" schools and the uniform management information reporting system (UMIRS).

Agency: Riverside Unified											
CD code:	3	3	6	7	2	1	5				
School: John W. North High											
School Code:	3	3	3	4	4	0	6				

CDE Contact: Stephanie Papas 916-445-8441 SPapas@cde.ca.gov

Ed Codes	Ed Code Text	Number of students with an unexcused absence of more than 30 minutes on 3 or more days:	Truancy Rate (Number at left + enrollment):
October 2010 CBEDS Enrollment:		2517	954
48900(a)(1)	Related to physical injury to another person		0
48900(a)(2)	Related to use of force or violence		0
48900(b)	Related to firearms, knives, explosive devices, etc.		0
48900(c)	Related to possession or sale of controlled substances, alcohol, or intoxicants.		0
48900(f)	Caused or attempted to cause damage to school property or private property		0
48900(g)	Stole or attempted to steal school property or private property		0
48900(i)	Committed an obscene act or engaged in habitual profanity or vulgarity		0
48900(j)	Related to possession or sale of drug paraphernalia		0

NOTE TO LEA: Please read instructions carefully. Do not photocopy hard copies of this form in order to collect data from individual school sites. Background, guidance, and a data input form (to collect data from school sites) are available at <http://www.cde.ca.gov/lis/ssi/se/umirs.asp>

Was school at risk of being designated "persistently dangerous" for 2008-09?	No	Was school at risk of being designated "persistently dangerous" for 2009-10?	No	Is school at risk of being designated "persistently dangerous" for 2010-11?	No
Overall Total:					
Violence/Drug Total:					
Violence/Drug Rate (Violence/Drug Total ÷ Enrollment):					
Total of Persistently Dangerous Expulsions Only:					
Number of Non-Student Firearm Incidents:					

* If this reads 'N/A' it means that the enrollment figure is missing.

2010-11 School Reporting Form for UMIRS Data

Purpose: To collect student expulsion, suspension, and truancy information to satisfy ESEA requirements related to "persistently dangerous" schools and the uniform management information reporting system (UMIRS).

CDE Contact: Stephanie Papas 916-445-8441 SPapas@cde.ca.gov

Agency: Riverside Unified
 CD code: 3 | 3 | 6 | 7 | 2 | 1 | 5
 School: John W. North High
 School Code: 3 | 3 | 3 | 4 | 4 | 0 | 6

October 2010 CBEDS Enrollment:	2517	Number of students with an unexcused absence of more than 30 minutes on 3 or more days:	954	Truancy Rate (Number at left + enrollment):	37.9%*
--------------------------------	------	---	-----	---	--------

Ed Codes	Ed Code Text	Number of Expulsions	Number of Suspensions
48900(k)	Related to disruption of school activities or willful defiance	0	122
48900(l)	Knowingly received stolen school property or private property	0	276
48900.4	Related to harassment, threats, or intimidation	0	4
48915(a)(1)	PDS-Causing serious physical injury to another person, except in self-defense	1	0
48915(a)(3)	Related to unlawful possession of controlled substances	4	0
48915(c)(3)	PDS-Unlawfully selling a controlled substance listed in Chapter 2 (commencing with	2	0

NOTE TO LEA: Please read instructions carefully. Do not photocopy hard copies of this form in order to collect data from individual school sites. Background, guidance, and a data input form (to collect data from school sites) are available at <http://www.cde.ca.gov/lss/se/umirs.asp>

Was school at risk of being designated "persistently dangerous" for 2008-09?	NO	Was school at risk of being designated "persistently dangerous" for 2009-10?	NO	Is school at risk of being designated "persistently dangerous" for 2010-11?	NO
Overall Total:		7	760		
Violence/Drug Total:		7	220		
Violence/Drug Rate (Violence/Drug Total ÷ Enrollment):		0.3%*	8.7%*		
Total of Persistently Dangerous Expulsions Only:		3	N/A		
Number of Non-Student Firearm Incidents:		0			

* If this reads 'N/A' it means that the enrollment figure is missing.
 2011-12 ConApp, Part I, page 20.2 Date: 06/09/2011

2010-11 School Reporting Form for UMIRS Data

Purpose: To collect student expulsion, suspension, and truancy information to satisfy ESEA requirements related to "persistently dangerous" schools and the uniform management information reporting system (UMIRS).

Agency: Riverside Unified
 CD code:
 School: Polytechnic High
 School Code:

CDE Contact: Stephanie Papas 916-445-8441 SPapas@cde.ca.gov

Ed Codes	Number of students with an unexcused absence of more than 30 minutes on 3 or more days:	Truancy Rate (Number at left + enrollment):	Number of Expulsions	Number of Suspensions
October 2010 CBEDS Enrollment: 2785	1485	53.3%*		
48900(a)(1)	Related to physical injury to another person	0	156	
48900(a)(2)	Related to use of force or violence	0	6	
48900(b)	Related to firearms, knives, explosive devices, etc.	0	15	
48900(c)	Related to possession or sale of controlled substances, alcohol, or intoxicants.	0	99	
48900(f)	Caused or attempted to cause damage to school property or private property	0	27	
48900(g)	Stole or attempted to steal school property or private property	0	12	
48900(h)	Related to possession or use of tobacco products	0	4	
48900(i)	Committed an obscene act or engaged in habitual profanity or vulgarity	0	107	

NOTE TO LEA: Please read instructions carefully. Do not photocopy hard copies of this form in order to collect data from individual school sites. Background, guidance, and a data input form (to collect data from school sites) are available at <http://www.cde.ca.gov/lss/se/umirs.asp>

Was school at risk of being designated "persistently dangerous" for 2008-09?	No	Was school at risk of being designated "persistently dangerous" for 2009-10?	No	Is school at risk of being designated "persistently dangerous" for 2010-11?	No
Overall Total:					
Violence/Drug Total:					
Violence/Drug Rate (Violence/Drug Total ÷ Enrollment):					
Total of Persistently Dangerous Expulsions Only:					
Number of Non-Student Firearm Incidents:					
21		21		829	
0.8%*		12		N/A	
300		10.8%*		0	

* If this reads 'N/A' it means that the enrollment figure is missing.
 2011-12 ConApp, Part I, page 20. 1 Date: 06/09/2011

2010-11 School Reporting Form for UMIRS Data

Purpose: To collect student expulsion, suspension, and truancy information to satisfy ESEA requirements related to "persistently dangerous" schools and the uniform management information reporting system (UMIRS).

CDE Contact: Stephanie Papas 916-445-8441 SPapas@cde.ca.gov

Agency: Riverside Unified
 CD code: 3 | 3 | 6 | 7 | 2 | 1 | 5
 School: Polytechnic High
 School Code: 3 | 3 | 3 | 6 | 2 | 3 | 7

October 2010 CBEDS Enrollment: 2785 Number of students with an unexcused absence of more than 30 minutes on 3 or more days: 1485 Truancy Rate (Number at left + enrollment): 53.3%*

Ed Codes	Ed Code Text	Number of Expulsions	Number of Suspensions
48900(j)	Related to possession or sale of drug paraphernalia	0	9
48900(k)	Related to disruption of school activities or willfull defiance	0	382
48900(l)	Knowingly received stolen school property or private property	0	1
48900.4	Related to harassment, threats, or intimidation	0	8
48900.7	Related to terroristic threats	0	3
48915(a)(1)	PDS-Causing serious physical injury to another person, except in self-defense	6	0
48915(a)(2)	Possession of any knife or other dangerous object of no reasonable use to the pupil	1	0
48915(a)(3)	Related to unlawful possession of controlled substances	8	0

NOTE TO LEA: Please read instructions carefully. Do not photocopy hard copies of this form in order to collect data from individual school sites. Background, guidance, and a data input form (to collect data from school sites) are available at <http://www.cde.ca.gov/lss/se/umirs.asp>

Was school at risk of being designated "persistently dangerous" for 2008-09?	NO	Was school at risk of being designated "persistently dangerous" for 2009-10?	NO	Is school at risk of being designated "persistently dangerous" for 2010-11?	NO
Overall Total:		21		829	
Violence/Drug Total:		21		300	
Violence/Drug Rate (Violence/Drug Total ÷ Enrollment):		0.8%*		10.8%*	
Total of Persistently Dangerous Expulsions Only:		12		N/A	
Number of Non-Student Firearm Incidents:		0		0	

* If this reads 'N/A' it means that the enrollment figure is missing.
 2011-12 ConApp, Part I, page 20.2 Date: 06/09/2011

2010-11 School Reporting Form for UMIRS Data

Purpose: To collect student expulsion, suspension, and truancy information to satisfy ESEA requirements related to "persistently dangerous" schools and the uniform management information reporting system (UMIRS).

Agency: Riverside Unified
 CD code: 3 | 3 | 6 | 7 | 2 | 1 | 5
 School: Polytechnic High
 School Code: 3 | 3 | 3 | 6 | 2 | 3 | 7

CDE Contact: Stephanie Papas 916-445-8441 SPapas@cde.ca.gov

October 2010 CBEDS Enrollment:	2785	Number of students with an unexcused absence of more than 30 minutes on 3 or more days:	1485	Truancy Rate (Number at left + enrollment):	53.3%*
Ed Codes		Ed Code Text		Number of Expulsions	Number of Suspensions
48915(a)(5)		PDS-Assault or battery, as defined in Sections 240 and 242 of the Penal Code, upon		3	0
48915(c)(3)		PDS-Unlawfully selling a controlled substance listed in Chapter 2 (commencing with		3	0

NOTE TO LEA: Please read instructions carefully. Do not photocopy hard copies of this form in order to collect data from individual school sites. Background, guidance, and a data input form (to collect data from school sites) are available at <http://www.cde.ca.gov/lss/se/umirs.asp>

Overall Total:	21	829
Violence/Drug Total:	21	300
Violence/Drug Rate (Violence/Drug Total ÷ Enrollment):	0.8%*	10.8%*
Total of Persistently Dangerous Expulsions Only:	12	N/A
Number of Non-Student Firearm Incidents:	0	

Was school at risk of being designated "persistently dangerous" for 2008-09?	NO	Was school at risk of being designated "persistently dangerous" for 2009-10?	NO	Is school at risk of being designated "persistently dangerous" for 2010-11?	NO
--	----	--	----	---	----

* If this reads 'N/A' it means that the enrollment figure is missing.
 2011-12 ConApp, Part I, page 20.3 Date: 06/09/2011

2010-11 School Reporting Form for UMIRS Data

Purpose: To collect student expulsion, suspension, and truancy information to satisfy ESEA requirements related to "persistently dangerous" schools and the uniform management information reporting system (UMIRS).

CDE Contact: Stephanie Papas 916-445-8441 SPapas@cde.ca.gov

Agency: Riverside Unified												
CD code:	3	3	6	7	2	1	5					
School: Ramona High												
School Code:	3	3	3	6	4	9	2					

October 2010 CBEDS Enrollment:	2140	Number of students with an unexcused absence of more than 30 minutes on 3 or more days:	1122	Truancy Rate (Number at left + enrollment):	52.4%*
--------------------------------	------	---	------	---	--------

Ed Codes	Ed Code Text	Number of Expulsions	Number of Suspensions
48900(a)(1)	Related to physical injury to another person	0	118
48900(a)(2)	Related to use of force or violence	0	7
48900(b)	Related to firearms, knives, explosive devices, etc.	0	10
48900(c)	Related to possession or sale of controlled substances, alcohol, or intoxicants.	0	89
48900(f)	Caused or attempted to cause damage to school property or private property	0	21
48900(g)	Stole or attempted to steal school property or private property	0	7
48900(h)	Related to possession or use of tobacco products	0	5
48900(i)	Committed an obscene act or engaged in habitual profanity or vulgarity	0	76

<p>NOTE TO LEA: Please read instructions carefully. Do not photocopy hard copies of this form in order to collect data from individual school sites. Background, guidance, and a data input form (to collect data from school sites) are available at http://www.cde.ca.gov/ls/ss/se/umirs.asp</p>	Overall Total:	18	582
	Violence/Drug Total:	18	247
	Violence/Drug Rate (Violence/Drug Total ÷ Enrollment):	0.8%*	11.5%*
	Total of Persistently Dangerous Expulsions Only:	5	N/A
Number of Non-Student Firearm Incidents:		0	

Was school at risk of being designated "persistently dangerous" for 2008-09?	No	Was school at risk of being designated "persistently dangerous" for 2009-10?	No	Is school at risk of being designated "persistently dangerous" for 2010-11?	No
--	----	--	----	---	----

* If this reads 'N/A' it means that the enrollment figure is missing.
 2011-12 ConApp, Part I, page 20. 1 Date: 06/09/2011

2010-11 School Reporting Form for UMIRS Data

Purpose: To collect student expulsion, suspension, and truancy information to satisfy ESEA requirements related to "persistently dangerous" schools and the uniform management information reporting system (UMIRS).

CDE Contact: Stephanie Papas 916-445-8441 SPapas@cde.ca.gov

Agency: Riverside Unified
 CD code:
 School: Ramona High
 School Code:

October 2010 CBEDS Enrollment:	2140	Number of students with an unexcused absence of more than 30 minutes on 3 or more days:	1122	Truancy Rate (Number at left + enrollment):	52.4%*
--------------------------------	------	---	------	---	--------

Ed Codes	Ed Code Text	Number of Expulsions	Number of Suspensions
48900(j)	Related to possession or sale of drug paraphernalia	0	16
48900(k)	Related to disruption of school activities or willfull defiance	0	230
48900(i)	Knowingly received stolen school property or private property	0	1
48900.4	Related to harassment, threats, or intimidation	0	2
48915(a)(1)	PDS-Causing serious physical injury to another person, except in self-defense	4	0
48915(a)(3)	Related to unlawful possession of controlled substances	13	0
48915(c)(3)	PDS-Unlawfully selling a controlled substance listed in Chapter 2 (commencing with	1	0

<p>NOTE TO LEA: Please read instructions carefully. Do not photocopy hard copies of this form in order to collect data from individual school sites. Background, guidance, and a data input form (to collect data from school sites) are available at http://www.cde.ca.gov/lss/se/umirs.asp</p>	Overall Total:	18	582
	Violence/Drug Total:	18	247
	Violence/Drug Rate (Violence/Drug Total ÷ Enrollment):	0.8%*	11.5%*
	Total of Persistently Dangerous Expulsions Only:	5	N/A
	Number of Non-Student Firearm Incidents:		0

Was school at risk of being designated "persistently dangerous" for 2008-09?	NO	Was school at risk of being designated "persistently dangerous" for 2009-10?	NO	Is school at risk of being designated "persistently dangerous" for 2010-11?	NO
--	----	--	----	---	----

* If this reads 'N/A' it means that the enrollment figure is missing.

2010-11 School Reporting Form for UMIRS Data

Purpose: To collect student expulsion, suspension, and truancy information to satisfy ESEA requirements related to "persistently dangerous" schools and the uniform management information reporting system (UMIRS).

Agency: Riverside Unified
 CD code: 3 | 3 | 6 | 7 | 2 | 1 | 5
 School: Abraham Lincoln Continuation
 School Code: 3 | 3 | 3 | 6 | 9 | 5 | 5

CDE Contact: Stephanie Papas 916-445-8441 SPapas@cde.ca.gov

Ed Codes	Ed Code Text	Number of students with an unexcused absence of more than 30 minutes on 3 or more days:	Truancy Rate (Number at left + enrollment):	Number of Expulsions	Number of Suspensions
48900(a)(1)	Related to physical injury to another person	285	263	0	9
48900(b)	Related to firearms, knives, explosive devices, etc.			0	2
48900(c)	Related to possession or sale of controlled substances, alcohol, or intoxicants.			0	15
48900(h)	Related to possession or use of tobacco products			0	1
48900(i)	Committed an obscene act or engaged in habitual profanity or vulgarity			0	8
48900(j)	Related to possession or sale of drug paraphernalia			0	2
48900(k)	Related to disruption of school activities or willfull defiance			0	50
48900(o)	Related to intimidation of a witness			0	1

NOTE TO LEA: Please read instructions carefully. Do not photocopy hard copies of this form in order to collect data from individual school sites. Background, guidance, and a data input form (to collect data from school sites) are available at <http://www.cde.ca.gov/lss/se/umirs.asp>

Overall Total:	Violence/Drug Total:	Violence/Drug Rate (Violence/Drug Total ÷ Enrollment):	Total of Persistently Dangerous Expulsions Only:	Number of Non-Student Firearm Incidents:
88	2	0.7% *	0	0
30	2	10.5% *	N/A	

Was school at risk of being designated "persistently dangerous" for 2008-09?	NO	Was school at risk of being designated "persistently dangerous" for 2009-10?	NO	Is school at risk of being designated "persistently dangerous" for 2010-11?	NO
--	----	--	----	---	----

* If this reads 'N/A' it means that the enrollment figure is missing. 2011-12 ConApp, Part I, page 20. 1 Date: 06/09/2011

2010-11 School Reporting Form for UMIRS Data

Purpose: To collect student expulsion, suspension, and truancy information to satisfy ESEA requirements related to "persistently dangerous" schools and the uniform management information reporting system (UMIRS).

Agency: Riverside Unified												
CD code:	3	3	6	7	2	1	5					
School: Abraham Lincoln Continuation												
School Code:	3	3	3	6	9	5	5					

CDE Contact: Stephanie Papas 916-445-8441 SPapas@cde.ca.gov

October 2010 CBEDS Enrollment:	285	Number of students with an unexcused absence of more than 30 minutes on 3 or more days:	263	Truancy Rate (Number at left + enrollment):	92.3%*
Ed Codes		Ed Code Text		Number of Expulsions	Number of Suspensions
48915(a)(3)		Related to unlawful possession of controlled substances		2	0

NOTE TO LEA: Please read instructions carefully. Do not photocopy hard copies of this form in order to collect data from individual school sites. Background, guidance, and a data input form (to collect data from school sites) are available at <http://www.cde.ca.gov/lss/se/umirs.asp>

Overall Total:	2	88
Violence/Drug Total:	2	30
Violence/Drug Rate (Violence/Drug Total ÷ Enrollment):	0.7%*	10.5%*
Total of Persistently Dangerous Expulsions Only:	0	N/A
Number of Non-Student Firearm Incidents:		0

Was school at risk of being designated "persistently dangerous" for 2008-09?	NO	Was school at risk of being designated "persistently dangerous" for 2009-10?	NO	Is school at risk of being designated "persistently dangerous" for 2010-11?	NO
--	----	--	----	---	----

* If this reads 'N/A' it means that the enrollment figure is missing.
 2011-12 ConApp, Part I, page 20.2 Date: 06/09/2011

2010-11 School Reporting Form for UMIRS Data

California Department of Education

Consolidated Application

Purpose: To collect student expulsion, suspension, and truancy information to satisfy ESEA requirements related to "persistently dangerous" schools and the uniform management information reporting system (UMIRS).

Agency: Riverside Unified													
CD code:		3	3	6	7	2	1	5					
School: Adams Elementary													
School Code:		6	0	3	2	5	2	8					

CDE Contact: Stephanie Papas 916-445-8441 SPapas@cde.ca.gov

October 2010 CBEDS Enrollment:	543	Number of students with an unexcused absence of more than 30 minutes on 3 or more days:	188	Truancy Rate (Number at left ÷ enrollment):	34.6%*
Ed Codes		Ed Code Text		Number of Expulsions	Number of Suspensions
48900(a)(1)		Related to physical injury to another person		0	4
48900(e)		Committed or attempted to commit robbery or extortion		0	2
48900(g)		Stole or attempted to steal school property or private property		0	3
48900(k)		Related to disruption of school activities or willfull defiance		0	21

NOTE TO LEA: Please read instructions carefully. Do not photocopy hard copies of this form in order to collect data from individual school sites. Background, guidance, and a data input form (to collect data from school sites) are available at <http://www.cde.ca.gov/lis/ss/se/umirs.asp>

Was school at risk of being designated "persistently dangerous" for 2008-09?	No	Was school at risk of being designated "persistently dangerous" for 2009-10?	No	Is school at risk of being designated "persistently dangerous" for 2010-11?	No
Overall Total:		0	0	0	30
Violence/Drug Total:		0			
Violence/Drug Rate (Violence/Drug Total ÷ Enrollment):		0.0%*			
Total of Persistently Dangerous Expulsions Only:		0			
Number of Non-Student Firearm Incidents:		0			

* If this reads 'N/A' it means that the enrollment figure is missing.

2010-11 School Reporting Form for UMIRS Data

California Department of Education

Consolidated Application

Purpose: To collect student expulsion, suspension, and truancy information to satisfy ESEA requirements related to "persistently dangerous" schools and the uniform management information reporting system (UMIRS).

Agency: Riverside Unified												
CD code:	3	3	6	7	2	1	5					
School: Alcott Elementary												
School Code:	6	0	3	2	5	3	6					

CDE Contact: Stephanie Papas 916-445-8441 SPapas@cde.ca.gov

October 2010 CBEDS Enrollment:	865	Number of students with an unexcused absence of more than 30 minutes on 3 or more days:	252	Truancy Rate (Number at left + enrollment):	29.1% *
Ed Codes	Ed Code Text		Number of Expulsions	Number of Suspensions	
48900(a)(1)	Related to physical injury to another person		0	25	
48900(b)	Related to firearms, knives, explosive devices, etc.		0	3	
48900(f)	Caused or attempted to cause damage to school property or private property		0	5	
48900(i)	Committed an obscene act or engaged in habitual profanity or vulgarity		0	12	
48900(k)	Related to disruption of school activities or willful defiance		0	23	
48900(m)	Possessed an imitation firearm		0	9	
48900.3	PDS-Related to hate violence		0	3	
48900.4	Related to harassment, threats, or intimidation		0	3	

NOTE TO LEA: Please read instructions carefully. Do not photocopy hard copies of this form in order to collect data from individual school sites. Background, guidance, and a data input form (to collect data from school sites) are available at <http://www.cde.ca.gov/lis/ss/se/umirs.asp>

Was school at risk of being designated "persistently dangerous" for 2008-09?	NO	Was school at risk of being designated "persistently dangerous" for 2009-10?	NO	Is school at risk of being designated "persistently dangerous" for 2010-11?	NO
Overall Total:		0	83		
Violence/Drug Total:		0	43		
Violence/Drug Rate (Violence/Drug Total ÷ Enrollment):		0.0% *	5.0% *		
Total of Persistently Dangerous Expulsions Only:		0	N/A		
Number of Non-Student Firearm Incidents:		0			

* If this reads 'N/A' it means that the enrollment figure is missing.

2010-11 School Reporting Form for UMIRS Data

Purpose: To collect student expulsion, suspension, and truancy information to satisfy ESEA requirements related to "persistently dangerous" schools and the uniform management information reporting system (UMIRS).

Agency: Riverside Unified
 CD code:
 School: Bryant Elementary
 School Code:

CDE Contact: Stephanie Papas 916-445-8441 SPapas@cde.ca.gov

Ed Codes	Ed Code Text	Number of students with an unexcused absence of more than 30 minutes on 3 or more days:	Truancy Rate (Number at left + enrollment):	Number of Expulsions	Number of Suspensions
October 2010 CBEDS Enrollment:		311	155		49.8%*
48900(a)(1)	Related to physical injury to another person			0	38
48900(b)	Related to firearms, knives, explosive devices, etc.			0	1
48900(c)	Related to possession or sale of controlled substances, alcohol, or intoxicants.			0	1
48900(f)	Caused or attempted to cause damage to school property or private property			0	10
48900(g)	Stole or attempted to steal school property or private property			0	1
48900(i)	Committed an obscene act or engaged in habitual profanity or vulgarity			0	3
48900(k)	Related to disruption of school activities or willful defiance			0	22

NOTE TO LEA: Please read instructions carefully. Do not photocopy hard copies of this form in order to collect data from individual school sites. Background, guidance, and a data input form (to collect data from school sites) are available at <http://www.cde.ca.gov/ls/ss/se/umirs.asp>

Was school at risk of being designated "persistently dangerous" for 2008-09?	No	Yes	Was school at risk of being designated "persistently dangerous" for 2009-10?	No	Yes	Is school at risk of being designated "persistently dangerous" for 2010-11?	No	Yes
Overall Total:					0			76
Violence/Drug Total:					0			40
Violence/Drug Rate (Violence/Drug Total ÷ Enrollment):					0.0%*			12.9%*
Total of Persistently Dangerous Expulsions Only:					0			N/A
Number of Non-Student Firearm Incidents:								0

* If this reads 'N/A' it means that the enrollment figure is missing.
 2011-12 ConApp, Part I, page 20.1 Date: 06/09/2011

2010-11 School Reporting Form for UMIRS Data

Purpose: To collect student expulsion, suspension, and truancy information to satisfy ESEA requirements related to "persistently dangerous" schools and the uniform management information reporting system (UMIRS).

Agency: Riverside Unified
 CD code: 3 | 3 | 6 | 7 | 2 | 1 | 5
 School: Castle View Elementary
 School Code: 6 | 0 | 3 | 2 | 5 | 6 | 9

CDE Contact: Stephanie Papas 916-445-8441 SPapas@cde.ca.gov

Ed Codes	Ed Code Text	Number of students with an unexcused absence of more than 30 minutes on 3 or more days:	Truancy Rate (Number at left + enrollment):	Number of Expulsions	Number of Suspensions
48900(a)(1)	Related to physical injury to another person	549	180	0	38
48900(a)(2)	Related to use of force or violence			0	2
48900(f)	Caused or attempted to cause damage to school property or private property			0	12
48900(g)	Stole or attempted to steal school property or private property			0	3
48900(i)	Committed an obscene act or engaged in habitual profanity or vulgarity			0	6
48900(k)	Related to disruption of school activities or willful defiance			0	24
48900(m)	Possessed an imitation firearm			0	1
48900.4	Related to harassment, threats, or intimidation			0	1

NOTE TO LEA: Please read instructions carefully. Do not photocopy hard copies of this form in order to collect data from individual school sites. Background, guidance, and a data input form (to collect data from school sites) are available at <http://www.cde.ca.gov/iss/se/umirs.asp>

Was school at risk of being designated "persistently dangerous" for 2008-09?	No	Was school at risk of being designated "persistently dangerous" for 2009-10?	No	Is school at risk of being designated "persistently dangerous" for 2010-11?	No																														
<table border="1"> <tr> <td>Overall Total:</td> <td>0</td> <td></td> <td>0</td> <td></td> <td>87</td> </tr> <tr> <td>Violence/Drug Total:</td> <td>0</td> <td></td> <td>0.0% *</td> <td></td> <td>42</td> </tr> <tr> <td>Violence/Drug Rate (Violence/Drug Total ÷ Enrollment):</td> <td></td> <td></td> <td></td> <td></td> <td>7.7% *</td> </tr> <tr> <td>Total of Persistently Dangerous Expulsions Only:</td> <td>0</td> <td></td> <td></td> <td></td> <td>N/A</td> </tr> <tr> <td>Number of Non-Student Firearm Incidents:</td> <td></td> <td></td> <td></td> <td></td> <td>0</td> </tr> </table>						Overall Total:	0		0		87	Violence/Drug Total:	0		0.0% *		42	Violence/Drug Rate (Violence/Drug Total ÷ Enrollment):					7.7% *	Total of Persistently Dangerous Expulsions Only:	0				N/A	Number of Non-Student Firearm Incidents:					0
Overall Total:	0		0		87																														
Violence/Drug Total:	0		0.0% *		42																														
Violence/Drug Rate (Violence/Drug Total ÷ Enrollment):					7.7% *																														
Total of Persistently Dangerous Expulsions Only:	0				N/A																														
Number of Non-Student Firearm Incidents:					0																														

* If this reads 'N/A' it means that the enrollment figure is missing.

2010-11 School Reporting Form for UMIRS Data

Purpose: To collect student expulsion, suspension, and truancy information to satisfy ESEA requirements related to "persistently dangerous" schools and the uniform management information reporting system (UMIRS).

Agency: Riverside Unified
 CD code: 3 | 3 | 6 | 7 | 2 | 1 | 5
 School: Emerson Elementary
 School Code: 6 | 0 | 3 | 2 | 5 | 7 | 7

CDE Contact: Stephanie Papas 916-445-8441 SPapas@cde.ca.gov

October 2010 CBEDS Enrollment:	711	Number of students with an unexcused absence of more than 30 minutes on 3 or more days:	284	Truancy Rate (Number at left ÷ enrollment):	39.9%*
Ed Codes		Ed Code Text		Number of Expulsions	Number of Suspensions
48900(a)(1)		Related to physical injury to another person		0	29
48900(b)		Related to firearms, knives, explosive devices, etc.		0	1
48900(f)		Caused or attempted to cause damage to school property or private property		0	5
48900(i)		Committed an obscene act or engaged in habitual profanity or vulgarity		0	2
48900(k)		Related to disruption of school activities or willfull defiance		0	23
48900(m)		Possessed an imitation firearm		0	2

<p>NOTE TO LEA: Please read instructions carefully. Do not photocopy hard copies of this form in order to collect data from individual school sites. Background, guidance, and a data input form (to collect data from school sites) are available at http://www.cde.ca.gov/iss/se/umirs.asp</p>	Overall Total:	0	62
	Violence/Drug Total:	0	32
	Violence/Drug Rate (Violence/Drug Total ÷ Enrollment):	0.0%*	4.5%*
	Total of Persistently Dangerous Expulsions Only:	0	N/A
	Number of Non-Student Firearm Incidents:	0	0

Was school at risk of being designated "persistently dangerous" for 2008-09?	NO	Was school at risk of being designated "persistently dangerous" for 2009-10?	NO	Is school at risk of being designated "persistently dangerous" for 2010-11?	NO
--	----	--	----	---	----

* If this reads 'N/A' it means that the enrollment figure is missing.
 2011-12 ConApp, Part I, page 20. 1 Date: 06/09/2011

2010-11 School Reporting Form for UMIRS Data

Consolidated Application

Purpose: To collect student expulsion, suspension, and truancy information to satisfy ESEA requirements related to "persistently dangerous" schools and the uniform management information reporting system (UMIRS).

Agency: Riverside Unified
 CD code:
 School: Fremont Elementary
 School Code:

CDE Contact: Stephanie Papas 916-445-8441 SPapas@cde.ca.gov

October 2010 CBEDS Enrollment:	540	Number of students with an unexcused absence of more than 30 minutes on 3 or more days:	216	Truancy Rate (Number at left + enrollment):	40.0%*
Ed Codes		Ed Code Text		Number of Expulsions	Number of Suspensions
48900(a)(1)		Related to physical injury to another person		0	45
48900(b)		Related to firearms, knives, explosive devices, etc.		0	1
48900(c)		Related to possession or sale of controlled substances, alcohol, or intoxicants.		0	2
48900(f)		Caused or attempted to cause damage to school property or private property		0	5
48900(g)		Stole or attempted to steal school property or private property		0	5
48900(k)		Related to disruption of school activities or willfull defiance		0	24
48900.4		Related to harassment, threats, or intimidation		0	1

NOTE TO LEA: Please read instructions carefully. Do not photocopy hard copies of this form in order to collect data from individual school sites. Background, guidance, and a data input form (to collect data from school sites) are available at http://www.cde.ca.gov/s/s/s/se/umirs.asp	Overall Total:	0	83
	Violence/Drug Total:	0	49
	Violence/Drug Rate (Violence/Drug Total ÷ Enrollment):	0.0%*	9.1%*
	Total of Persistently Dangerous Expulsions Only:	0	N/A
	Number of Non-Student Firearm Incidents:	0	0

Was school at risk of being designated "persistently dangerous" for 2008-09?	No	Was school at risk of being designated "persistently dangerous" for 2009-10?	No	Is school at risk of being designated "persistently dangerous" for 2010-11?	No
--	----	--	----	---	----

* If this reads 'N/A' it means that the enrollment figure is missing.

2010-11 School Reporting Form for UMIRS Data

Purpose: To collect student expulsion, suspension, and truancy information to satisfy ESEA requirements related to "persistently dangerous" schools and the uniform management information reporting system (UMIRS).

CDE Contact: Stephanie Papas 916-445-8441 SPapas@cde.ca.gov

Agency: Riverside Unified
 CD code: 3 | 3 | 6 | 7 | 2 | 1 | 5
 School: Harrison Elementary
 School Code: 6 | 0 | 3 | 2 | 6 | 0 | 1

October 2010 CBEDS Enrollment: 650 Number of students with an unexcused absence of more than 30 minutes on 3 or more days: 214 Truancy Rate (Number at left ÷ enrollment): 32.9% *

Ed Codes	Ed Code Text	Number of Expulsions	Number of Suspensions
48900(a)(1)	Related to physical injury to another person	0	10
48900(g)	Stole or attempted to steal school property or private property	0	3
48900(h)	Related to possession or use of tobacco products	0	1
48900(i)	Committed an obscene act or engaged in habitual profanity or vulgarity	0	2
48900(k)	Related to disruption of school activities or willfull defiance	0	9
48900.2	Related to sexual harassment	0	2

NOTE TO LEA: Please read instructions carefully. Do not photocopy hard copies of this form in order to collect data from individual school sites. Background, guidance, and a data input form (to collect data from school sites) are available at <http://www.cde.ca.gov/lis/ss/se/umirs.asp>

Was school at risk of being designated "persistently dangerous" for 2008-09?	No	Was school at risk of being designated "persistently dangerous" for 2009-10?	No	Is school at risk of being designated "persistently dangerous" for 2010-11?	No
--	----	--	----	---	----

Overall Total:	0	27
Violence/Drug Total:	0	13
Violence/Drug Rate (Violence/Drug Total ÷ Enrollment):	0.0% *	2.0% *
Total of Persistently Dangerous Expulsions Only:	0	N/A
Number of Non-Student Firearm Incidents:	0	0

* If this reads 'N/A' it means that the enrollment figure is missing.
 2011-12 ConApp, Part I, page 20.1 Date: 06/09/2011

2010-11 School Reporting Form for UMIRS Data

Purpose: To collect student expulsion, suspension, and truancy information to satisfy ESEA requirements related to "persistently dangerous" schools and the uniform management information reporting system (UMIRS).

Agency: Riverside Unified
 CD code:
 School: Hawthorne Elementary
 School Code:

CDE Contact: Stephanie Papas 916-445-8441 SPapas@cde.ca.gov

Ed Codes	Ed Code Text	Number of students with an unexcused absence of more than 30 minutes on 3 or more days:	Truancy Rate (Number at left + enrollment):	Number of Expulsions	Number of Suspensions
48900(a)(1)	Related to physical injury to another person	644	196	0	23
48900(a)(2)	Related to use of force or violence			0	2
48900(b)	Related to firearms, knives, explosive devices, etc.			0	2
48900(f)	Caused or attempted to cause damage to school property or private property			0	4
48900(g)	Stole or attempted to steal school property or private property			0	8
48900(i)	Committed an obscene act or engaged in habitual profanity or vulgarity			0	9
48900(k)	Related to disruption of school activities or willfull defiance			0	5
48900.4	Related to harassment, threats, or intimidation			0	3

NOTE TO LEA: Please read instructions carefully. Do not photocopy hard copies of this form in order to collect data from individual school sites. Background, guidance, and a data input form (to collect data from school sites) are available at <http://www.cde.ca.gov/ls/ss/se/umirs.asp>

Was school at risk of being designated "persistently dangerous" for 2008-09?	No	Was school at risk of being designated "persistently dangerous" for 2009-10?	No	Is school at risk of being designated "persistently dangerous" for 2010-11?	No
Overall Total:		0		56	
Violence/Drug Total:		0		30	
Violence/Drug Rate (Violence/Drug Total ÷ Enrollment):		0.0% *		4.7% *	
Total of Persistently Dangerous Expulsions Only:		0		N/A	
Number of Non-Student Firearm Incidents:		0		0	

* If this reads 'N/A' it means that the enrollment figure is missing.

2010-11 School Reporting Form for UMIRS Data

Purpose: To collect student expulsion, suspension, and truancy information to satisfy ESEA requirements related to "persistently dangerous" schools and the uniform management information reporting system (UMIRS).

CDE Contact: Stephanie Papas 916-445-8441 SPapas@cde.ca.gov

Agency: Riverside Unified											
CD code:	3	3	6	7	2	1	5				
School: Highgrove Elementary											
School Code:	6	0	3	2	6	2	7				

October 2010 CBEDS Enrollment:	659	Number of students with an unexcused absence of more than 30 minutes on 3 or more days:	305	Truancy Rate (Number at left + enrollment):	46.3%*
Ed Codes	Ed Code Text	Number of Expulsions	Number of Suspensions		
48900(a)(1)	Related to physical injury to another person	0	21		
48900(a)(2)	Related to use of force or violence	0	1		
48900(b)	Related to firearms, knives, explosive devices, etc.	0	1		
48900(c)	Related to possession or sale of controlled substances, alcohol, or intoxicants	0	1		
48900(f)	Caused or attempted to cause damage to school property or private property	0	3		
48900(g)	Stole or attempted to steal school property or private property	0	4		
48900(i)	Committed an obscene act or engaged in habitual profanity or vulgarity	0	8		
48900(k)	Related to disruption of school activities or willfull defiance	0	3		

NOTE TO LEA: Please read instructions carefully. Do not photocopy hard copies of this form in order to collect data from individual school sites. Background, guidance, and a data input form (to collect data from school sites) are available at <http://www.cde.ca.gov/lss/se/umirs.asp>

Was school at risk of being designated "persistently dangerous" for 2008-09?	No	Was school at risk of being designated "persistently dangerous" for 2009-10?	No	Is school at risk of being designated "persistently dangerous" for 2010-11?	No
Overall Total:		0	46		
Violence/Drug Total:		0	28		
Violence/Drug Rate (Violence/Drug Total + Enrollment):		0.0%*	4.2%*		
Total of Persistently Dangerous Expulsions Only:		0	N/A		
Number of Non-Student Firearm Incidents:		0			

* If this reads 'N/A' it means that the enrollment figure is missing.

2010-11 School Reporting Form for UMIRS Data

Purpose: To collect student expulsion, suspension, and truancy information to satisfy ESEA requirements related to "persistently dangerous" schools and the uniform management information reporting system (UMIRS).

Agency: Riverside Unified
 CD code: 3 | 3 | 6 | 7 | 2 | 1 | 5
 School: Highgrove Elementary
 School Code: 6 | 0 | 3 | 2 | 6 | 2 | 7

CDE Contact: Stephanie Papas 916-445-8441 SPapas@cde.ca.gov

October 2010 CBEDS Enrollment:	659	Number of students with an unexcused absence of more than 30 minutes on 3 or more days:	305	Truancy Rate (Number at left + enrollment):	46.3%*
Ed Codes		Ed Code Text		Number of Expulsions	Number of Suspensions
48900.2		Related to sexual harassment		0	1
48900.4		Related to harassment, threats, or intimidation		0	3

NOTE TO LEA: Please read instructions carefully. Do not photocopy hard copies of this form in order to collect data from individual school sites. Background, guidance, and a data input form (to collect data from school sites) are available at <http://www.cde.ca.gov/lss/se/umirs.asp>

Was school at risk of being designated "persistently dangerous" for 2008-09?	NO	Was school at risk of being designated "persistently dangerous" for 2009-10?	NO	Is school at risk of being designated "persistently dangerous" for 2010-11?	NO
Overall Total:		0	0	46	
Violence/Drug Total:		0	0	28	
Violence/Drug Rate (Violence/Drug Total ÷ Enrollment):		0.0%*	0.0%*	4.2%*	
Total of Persistently Dangerous Expulsions Only:		0	0	N/A	
Number of Non-Student Firearm Incidents:		0			

* If this reads 'N/A' it means that the enrollment figure is missing.

2010-11 School Reporting Form for UMIRS Data

Purpose: To collect student expulsion, suspension, and truancy information to satisfy ESEA requirements related to "persistently dangerous" schools and the uniform management information reporting system (UMIRS).

CDE Contact: Stephanie Papas 916-445-8441 SPapas@cde.ca.gov

Agency: Riverside Unified
 CD code: 3 | 3 | 6 | 7 | 2 | 1 | 5
 School: Highland Elementary
 School Code: 6 | 0 | 3 | 2 | 6 | 3 | 5

October 2010 CBEDS Enrollment: 793 Number of students with an unexcused absence of more than 30 minutes on 3 or more days: 324 Truancy Rate (Number at left + enrollment): 40.9% *

Ed Codes	Ed Code Text	Number of Expulsions	Number of Suspensions
48900(a)(1)	Related to physical injury to another person	0	13
48900(b)	Related to firearms, knives, explosive devices, etc.	0	2
48900(f)	Caused or attempted to cause damage to school property or private property	0	4
48900(g)	Stole or attempted to steal school property or private property	0	2
48900(i)	Committed an obscene act or engaged in habitual profanity or vulgarity	0	2
48900(k)	Related to disruption of school activities or willfull defiance	0	31

NOTE TO LEA: Please read instructions carefully. Do not photocopy hard copies of this form in order to collect data from individual school sites. Background, guidance, and a data input form (to collect data from school sites) are available at <http://www.cde.ca.gov/lss/se/umirs.asp>

Was school at risk of being designated "persistently dangerous" for 2008-09?	No	Was school at risk of being designated "persistently dangerous" for 2009-10?	No	Is school at risk of being designated "persistently dangerous" for 2010-11?	No
Overall Total:		0	54		
Violence/Drug Total:		0	15		
Violence/Drug Rate (Violence/Drug Total ÷ Enrollment):		0.0% *	1.9% *		
Total of Persistently Dangerous Expulsions Only:		0	N/A		
Number of Non-Student Firearm Incidents:		0	0		

* If this reads 'N/A' it means that the enrollment figure is missing.

2010-11 School Reporting Form for UMIRS Data

Purpose: To collect student expulsion, suspension, and truancy information to satisfy ESEA requirements related to "persistently dangerous" schools and the uniform management information reporting system (UMIRS).

CDE Contact: Stephanie Papas 916-445-8441 SPapas@cde.ca.gov

Agency: Riverside Unified	CD code: 3 3 6 7 2 1 5
School: Hyatt Elementary	School Code: 6 0 3 2 6 4 3

October 2010 CBEDS Enrollment: 319	Number of students with an unexcused absence of more than 30 minutes on 3 or more days: 119	Truancy Rate (Number at left + enrollment): 37.3% *
------------------------------------	---	---

Ed Codes	Ed Code Text	Number of Expulsions	Number of Suspensions
48900(a)(1)	Related to physical injury to another person	0	44
48900(a)(2)	Related to use of force or violence	0	1
48900(b)	Related to firearms, knives, explosive devices, etc.	0	3
48900(f)	Caused or attempted to cause damage to school property or private property	0	1
48900(i)	Committed an obscene act or engaged in habitual profanity or vulgarity	0	1
48900(k)	Related to disruption of school activities or willfull defiance	0	17
48900.2	Related to sexual harassment	0	1

NOTE TO LEA: Please read instructions carefully. Do not photocopy hard copies of this form in order to collect data from individual school sites. Background, guidance, and a data input form (to collect data from school sites) are available at <http://www.cde.ca.gov/ls/ss/se/umirs.asp>

Was school at risk of being designated "persistently dangerous" for 2008-09?	No	Was school at risk of being designated "persistently dangerous" for 2009-10?	No	Is school at risk of being designated "persistently dangerous" for 2010-11?	No
Overall Total:		0	68		
Violence/Drug Total:		0	49		
Violence/Drug Rate (Violence/Drug Total ÷ Enrollment):		0.0% *	15.4% *		
Total of Persistently Dangerous Expulsions Only:		0	N/A		
Number of Non-Student Firearm Incidents:		0	0		

* If this reads 'N/A' it means that the enrollment figure is missing.

2010-11 School Reporting Form for UMIRS Data

Purpose: To collect student expulsion, suspension, and truancy information to satisfy ESEA requirements related to "persistently dangerous" schools and the uniform management information reporting system (UMIRS).

CDE Contact: Stephanie Papas 916-445-8441 SPapas@cde.ca.gov

Agency: Riverside Unified
 CD code:
 School: Jackson Elementary
 School Code:

Ed Codes	Ed Code Text	Number of students with an unexcused absence of more than 30 minutes on 3 or more days:	Truancy Rate (Number at left + enrollment):	Number of Expulsions	Number of Suspensions
48900(a)(1)	Related to physical injury to another person	841	244	0	35
48900(a)(2)	Related to use of force or violence			0	3
48900(b)	Related to firearms, knives, explosive devices, etc.			0	2
48900(c)	Related to possession or sale of controlled substances, alcohol, or intoxicants.			0	1
48900(f)	Caused or attempted to cause damage to school property or private property			0	1
48900(g)	Stole or attempted to steal school property or private property			0	8
48900(i)	Committed an obscene act or engaged in habitual profanity or vulgarity			0	8
48900(k)	Related to disruption of school activities or willfull defiance			0	45

NOTE TO LEA: Please read instructions carefully. Do not photocopy hard copies of this form in order to collect data from individual school sites. Background, guidance, and a data input form (to collect data from school sites) are available at http://www.cde.ca.gov/ss/ss/se/umirs.asp		Overall Total:	1	105
Violence/Drug Total:		1	1	43
Violence/Drug Rate (Violence/Drug Total ÷ Enrollment):		0.1%*		5.1%*
Total of Persistently Dangerous Expulsions Only:		1		N/A
Number of Non-Student Firearm Incidents:				0

Was school at risk of being designated "persistently dangerous" for 2008-09?	NO	Was school at risk of being designated "persistently dangerous" for 2009-10?	NO	Is school at risk of being designated "persistently dangerous" for 2010-11?	NO
Was school at risk of being designated "persistently dangerous" for 2008-09?	NO	Was school at risk of being designated "persistently dangerous" for 2009-10?	NO	Is school at risk of being designated "persistently dangerous" for 2010-11?	NO

* If this reads 'N/A' it means that the enrollment figure is missing.
 2011-12 ConApp, Part I, page 20.1 Date: 06/09/2011

2010-11 School Reporting Form for UMIRS Data

Purpose: To collect student expulsion, suspension, and truancy information to satisfy ESEA requirements related to "persistently dangerous" schools and the uniform management information reporting system (UMIRS).

Agency: Riverside Unified
 CD code: 3 | 3 | 6 | 7 | 2 | 1 | 5
 School: Jackson Elementary
 School Code: 6 | 0 | 3 | 2 | 6 | 5 | 0

CDE Contact: Stephanie Papas 916-445-8441 SPapas@cde.ca.gov

October 2010 CBEDS Enrollment:	841	Number of students with an unexcused absence of more than 30 minutes on 3 or more days:	244	Truancy Rate (Number at left + enrollment):	29.0%*
Ed Codes		Ed Code Text		Number of Expulsions	Number of Suspensions
48900.4		Related to harassment, threats, or intimidation		0	2
48915(a)(1)		PDS-Causing serious physical injury to another person, except in self-defense		1	0

NOTE TO LEA: Please read instructions carefully. Do not photocopy hard copies of this form in order to collect data from individual school sites. Background, guidance, and a data input form (to collect data from school sites) are available at <http://www.cde.ca.gov/ls/ss/se/umirs.asp>

Overall Total:	1	105
Violence/Drug Total:	1	43
Violence/Drug Rate (Violence/Drug Total ÷ Enrollment):	0.1%*	5.1%*
Total of Persistently Dangerous Expulsions Only:	1	N/A
Number of Non-Student Firearm Incidents:		0

Was school at risk of being designated "persistently dangerous" for 2008-09?	NO	Was school at risk of being designated "persistently dangerous" for 2009-10?	NO	Is school at risk of being designated "persistently dangerous" for 2010-11?	NO
--	----	--	----	---	----

* If this reads 'N/A' it means that the enrollment figure is missing.
 2011-12 ConApp, Part I, page 20.2 Date: 06/09/2011

2010-11 School Reporting Form for UMIRS Data

Purpose: To collect student expulsion, suspension, and truancy information to satisfy ESEA requirements related to "persistently dangerous" schools and the uniform management information reporting system (UMIRS).

Agency: Riverside Unified
 CD code: 3 | 3 | 6 | 7 | 2 | 1 | 5
 School: Jefferson Elementary
 School Code: 6 | 0 | 3 | 2 | 6 | 6 | 8

CDE Contact: Stephanie Papas 916-445-8441 SPapas@cde.ca.gov

Ed Codes	Ed Code Text	Number of students with an unexcused absence of more than 30 minutes on 3 or more days:	Truancy Rate (Number at left + enrollment):	Number of Expulsions	Number of Suspensions
48900(a)(1)	Related to physical injury to another person	930	245	0	15
48900(b)	Related to firearms, knives, explosive devices, etc.			0	3
48900(g)	Stole or attempted to steal school property or private property			0	2
48900(k)	Related to disruption of school activities or willfull defiance			0	24
48900.2	Related to sexual harassment			0	1
48900.4	Related to harassment, threats, or intimidation			0	1

NOTE TO LEA: Please read instructions carefully. Do not photocopy hard copies of this form in order to collect data from individual school sites. Background, guidance, and a data input form (to collect data from school sites) are available at <http://www.cde.ca.gov/lss/se/umirs.asp>

Was school at risk of being designated "persistently dangerous" for 2008-09?	No	Was school at risk of being designated "persistently dangerous" for 2009-10?	No	Is school at risk of being designated "persistently dangerous" for 2010-11?	No																														
<table border="1"> <tr> <td>Overall Total:</td> <td>0</td> <td></td> <td>0</td> <td>46</td> <td></td> </tr> <tr> <td>Violence/Drug Total:</td> <td>0</td> <td></td> <td>20</td> <td></td> <td></td> </tr> <tr> <td>Violence/Drug Rate (Violence/Drug Total ÷ Enrollment):</td> <td>0.0%*</td> <td></td> <td>2.2%*</td> <td></td> <td></td> </tr> <tr> <td>Total of Persistently Dangerous Expulsions Only:</td> <td>0</td> <td></td> <td>N/A</td> <td></td> <td></td> </tr> <tr> <td>Number of Non-Student Firearm Incidents:</td> <td></td> <td></td> <td>0</td> <td></td> <td></td> </tr> </table>						Overall Total:	0		0	46		Violence/Drug Total:	0		20			Violence/Drug Rate (Violence/Drug Total ÷ Enrollment):	0.0%*		2.2%*			Total of Persistently Dangerous Expulsions Only:	0		N/A			Number of Non-Student Firearm Incidents:			0		
Overall Total:	0		0	46																															
Violence/Drug Total:	0		20																																
Violence/Drug Rate (Violence/Drug Total ÷ Enrollment):	0.0%*		2.2%*																																
Total of Persistently Dangerous Expulsions Only:	0		N/A																																
Number of Non-Student Firearm Incidents:			0																																

* If this reads 'N/A' it means that the enrollment figure is missing.
 2011-12 ConApp, Part I, page 20.1 Date: 06/09/2011

2010-11 School Reporting Form for UMIRS Data

Purpose: To collect student expulsion, suspension, and truancy information to satisfy ESEA requirements related to "persistently dangerous" schools and the uniform management information reporting system (UMIRS).

CDE Contact: Stephanie Papas 916-445-8441 SPapas@cde.ca.gov

Agency: Riverside Unified	3	3	6	7	2	1	5
CD code:							
School: Liberty Elementary							
School Code:	6	0	3	2	6	8	4

October 2010 CBEDS Enrollment:	834	Number of students with an unexcused absence of more than 30 minutes on 3 or more days:	304	Truancy Rate (Number at left + enrollment):	36.5%*
--------------------------------	-----	---	-----	---	--------

Ed Codes	Ed Code Text	Number of Expulsions	Number of Suspensions
48900(a)(1)	Related to physical injury to another person	0	35
48900(c)	Related to possession or sale of controlled substances, alcohol, or intoxicants.	0	2
48900(g)	Stole or attempted to steal school property or private property	0	1
48900(k)	Related to disruption of school activities or willfull defiance	0	10
48900(l)	Knowingly received stolen school property or private property	0	1
48900.2	Related to sexual harassment	0	1
48900.4	Related to harassment, threats, or intimidation	0	2

NOTE TO LEA: Please read instructions carefully. Do not photocopy hard copies of this form in order to collect data from individual school sites. Background, guidance, and a data input form (to collect data from school sites) are available at <http://www.cde.ca.gov/lss/se/umirs.asp>

Was school at risk of being designated "persistently dangerous" for 2008-09?	No	Was school at risk of being designated "persistently dangerous" for 2009-10?	No	Is school at risk of being designated "persistently dangerous" for 2010-11?	No
--	----	--	----	---	----

Overall Total:	0	52
Violence/Drug Total:	0	40
Violence/Drug Rate (Violence/Drug Total ÷ Enrollment):	0.0%*	4.8%*
Total of Persistently Dangerous Expulsions Only:	0	N/A
Number of Non-Student Firearm Incidents:	0	

* If this reads 'N/A' it means that the enrollment figure is missing.
 2011-12 ConApp, Part I, page 20. 1 Date: 06/09/2011

2010-11 School Reporting Form for UMIRS Data

Purpose: To collect student expulsion, suspension, and truancy information to satisfy ESEA requirements related to "persistently dangerous" schools and the uniform management information reporting system (UMIRS).

Agency: Riverside Unified
 CD code: 3 | 3 | 6 | 7 | 2 | 1 | 5
 School: Longfellow Elementary
 School Code: 6 | 0 | 3 | 2 | 6 | 9 | 2

CDE Contact: Stephanie Papas 916-445-8441 SPapas@cde.ca.gov

Ed Codes	Ed Code Text	Number of students with an unexcused absence of more than 30 minutes on 3 or more days:	Truancy Rate (Number at left + enrollment):	Number of Expulsions	Number of Suspensions
48900(a)(1)	Related to physical injury to another person	752	114	0	22
48900(b)	Related to firearms, knives, explosive devices, etc.			0	3
48900(f)	Caused or attempted to cause damage to school property or private property			0	4
48900(g)	Stole or attempted to steal school property or private property			0	1
48900(i)	Committed an obscene act or engaged in habitual profanity or vulgarity			0	2
48900(k)	Related to disruption of school activities or willfull defiance			0	18
48900(m)	Possessed an imitation firearm			0	1

NOTE TO LEA: Please read instructions carefully. Do not photocopy hard copies of this form in order to collect data from individual school sites. Background, guidance, and a data input form (to collect data from school sites) are available at <http://www.cde.ca.gov/lss/se/umirs.asp>

Was school at risk of being designated "persistently dangerous" for 2008-09?	No	Yes	Was school at risk of being designated "persistently dangerous" for 2009-10?	No	Yes	Is school at risk of being designated "persistently dangerous" for 2010-11?	No	Yes
Overall Total:		0			0			51
Violence/Drug Total:		0			26			
Violence/Drug Rate (Violence/Drug Total ÷ Enrollment):		0.0% *			3.5% *			
Total of Persistently Dangerous Expulsions Only:		0			N/A			
Number of Non-Student Firearm Incidents:		0			0			

* If this reads 'N/A' it means that the enrollment figure is missing.

2010-11 School Reporting Form for UMIRS Data

Purpose: To collect student expulsion, suspension, and truancy information to satisfy ESEA requirements related to "persistently dangerous" schools and the uniform management information reporting system (UMIRS).

Agency: Riverside Unified
 CD code:
 School: Madison Elementary
 School Code:

CDE Contact: Stephanie Papas 916-445-8441 SPapas@cde.ca.gov

Ed Codes	Ed Code Text	Number of students with an unexcused absence of more than 30 minutes on 3 or more days:	Truancy Rate (Number at left + enrollment):	Number of Expulsions	Number of Suspensions
48900(a)(1)	Related to physical injury to another person	743	278	0	65
48900(b)	Related to firearms, knives, explosive devices, etc.			0	4
48900(c)	Related to possession or sale of controlled substances, alcohol, or intoxicants.			0	3
48900(e)	Committed or attempted to commit robbery or extortion			0	1
48900(f)	Caused or attempted to cause damage to school property or private property			0	3
48900(g)	Stole or attempted to steal school property or private property			0	2
48900(i)	Committed an obscene act or engaged in habitual profanity or vulgarity			0	2
48900(k)	Related to disruption of school activities or willfull defiance			0	29

NOTE TO LEA: Please read instructions carefully. Do not photocopy hard copies of this form in order to collect data from individual school sites. Background, guidance, and a data input form (to collect data from school sites) are available at <http://www.cde.ca.gov/lss/se/umirs.asp>

Was school at risk of being designated "persistently dangerous" for 2008-09?	No	Was school at risk of being designated "persistently dangerous" for 2009-10?	No	Is school at risk of being designated "persistently dangerous" for 2010-11?	No																														
<table border="1"> <tr> <td>Overall Total:</td> <td>0</td> <td></td> <td>0</td> <td></td> <td>114</td> </tr> <tr> <td>Violence/Drug Total:</td> <td>0</td> <td></td> <td>0.0% *</td> <td></td> <td>78</td> </tr> <tr> <td>Violence/Drug Rate (Violence/Drug Total ÷ Enrollment):</td> <td></td> <td></td> <td></td> <td></td> <td>10.5% *</td> </tr> <tr> <td>Total of Persistently Dangerous Expulsions Only:</td> <td>0</td> <td></td> <td></td> <td></td> <td>N/A</td> </tr> <tr> <td>Number of Non-Student Firearm Incidents:</td> <td></td> <td></td> <td></td> <td></td> <td>0</td> </tr> </table>						Overall Total:	0		0		114	Violence/Drug Total:	0		0.0% *		78	Violence/Drug Rate (Violence/Drug Total ÷ Enrollment):					10.5% *	Total of Persistently Dangerous Expulsions Only:	0				N/A	Number of Non-Student Firearm Incidents:					0
Overall Total:	0		0		114																														
Violence/Drug Total:	0		0.0% *		78																														
Violence/Drug Rate (Violence/Drug Total ÷ Enrollment):					10.5% *																														
Total of Persistently Dangerous Expulsions Only:	0				N/A																														
Number of Non-Student Firearm Incidents:					0																														

* If this reads 'N/A' it means that the enrollment figure is missing.
 2011-12 ConApp, Part I, page 20. 1 Date: 06/09/2011

2010-11 School Reporting Form for UMIRS Data

Purpose: To collect student expulsion, suspension, and truancy information to satisfy ESEA requirements related to "persistently dangerous" schools and the uniform management information reporting system (UMIRS).

Agency: Riverside Unified
 CD code: 3 | 3 | 6 | 7 | 2 | 1 | 5
 School: Madison Elementary
 School Code: 6 | 0 | 3 | 2 | 7 | 0 | 0

CDE Contact: Stephanie Papas 916-445-8441 SPapas@cde.ca.gov

October 2010 CBEDS Enrollment:	743	Number of students with an unexcused absence of more than 30 minutes on 3 or more days:	278	Truancy Rate (Number at left + enrollment):	37.4%*
Ed Codes		Ed Code Text		Number of Expulsions	Number of Suspensions
48900(m)		Possessed an imitation firearm		0	1
48900.2		Related to sexual harassment		0	1
48900.4		Related to harassment, threats, or intimidation		0	3

NOTE TO LEA: Please read instructions carefully. Do not photocopy hard copies of this form in order to collect data from individual school sites. Background, guidance, and a data input form (to collect data from school sites) are available at <http://www.cde.ca.gov/ls/ss/se/umirs.asp>

Was school at risk of being designated "persistently dangerous" for 2008-09?	NO	Was school at risk of being designated "persistently dangerous" for 2009-10?	NO	Is school at risk of being designated "persistently dangerous" for 2010-11?	NO	Overall Total:	0	114
						Violence/Drug Total:	0	78
						Violence/Drug Rate (Violence/Drug Total + Enrollment):	0.0%*	10.5%*
						Total of Persistently Dangerous Expulsions Only:	0	N/A
Number of Non-Student Firearm Incidents:						0		

* If this reads 'N/A' it means that the enrollment figure is missing.

2010-11 School Reporting Form for UMIRS Data

Purpose: To collect student expulsion, suspension, and truancy information to satisfy ESEA requirements related to "persistently dangerous" schools and the uniform management information reporting system (UMIRS).

Agency: Riverside Unified
 CD code:
 School: Magnolia Elementary
 School Code:

CDE Contact: Stephanie Papas 916-445-8441 SPapas@cde.ca.gov

Ed Codes	Ed Code Text	Number of students with an unexcused absence of more than 30 minutes on 3 or more days:	Truancy Rate (Number at left + enrollment):	Number of Expulsions	Number of Suspensions
October 2010 CBEDS Enrollment:		725	222		30.6% *
48900(a)(1)	Related to physical injury to another person			0	37
48900(b)	Related to firearms, knives, explosive devices, etc.			0	2
48900(c)	Related to possession or sale of controlled substances, alcohol, or intoxicants.			0	6
48900(g)	Stole or attempted to steal school property or private property			0	1
48900(i)	Committed an obscene act or engaged in habitual profanity or vulgarity			0	6
48900(k)	Related to disruption of school activities or willful defiance			0	11
48900.3	PDS-Related to hate violence			0	1
48900.4	Related to harassment, threats, or intimidation			0	1

NOTE TO LEA: Please read instructions carefully. Do not photocopy hard copies of this form in order to collect data from individual school sites. Background, guidance, and a data input form (to collect data from school sites) are available at <http://www.cde.ca.gov/lis/ssi/se/umirs.asp>

Was school at risk of being designated "persistently dangerous" for 2008-09?	No	Yes	Was school at risk of being designated "persistently dangerous" for 2009-10?	No	Yes	Is school at risk of being designated "persistently dangerous" for 2010-11?	No	Yes
Overall Total:					0			65
Violence/Drug Total:					0			47
Violence/Drug Rate (Violence/Drug Total + Enrollment):					0.0% *			6.5% *
Total of Persistently Dangerous Expulsions Only:					0			N/A
Number of Non-Student Firearm Incidents:					0			0

* If this reads 'N/A' it means that the enrollment figure is missing.
 2011-12 ConApp, Part I, page 20. 1 Date: 06/09/2011

2010-11 School Reporting Form for UMIRS Data

Purpose: To collect student expulsion, suspension, and truancy information to satisfy ESEA requirements related to "persistently dangerous" schools and the uniform management information reporting system (UMIRS).

Agency: Riverside Unified
 CD code: 3 | 3 | 6 | 7 | 2 | 1 | 5
 School: Monroe Elementary
 School Code: 6 | 0 | 3 | 2 | 7 | 2 | 6

CDE Contact: Stephanie Papas 916-445-8441 SPapas@cde.ca.gov

October 2010 CBEDS Enrollment:	704	Number of students with an unexcused absence of more than 30 minutes on 3 or more days:	139	Truancy Rate (Number at left + enrollment):	19.7%*
Ed Codes		Ed Code Text	Number of Expulsions	Number of Suspensions	
48900(a)(1)		Related to physical injury to another person	0	48	
48900(b)		Related to firearms, knives, explosive devices, etc.	0	4	
48900(g)		Stole or attempted to steal school property or private property	0	2	
48900(i)		Committed an obscene act or engaged in habitual profanity or vulgarity	0	6	
48900(k)		Related to disruption of school activities or willfull defiance	0	9	

NOTE TO LEA: Please read instructions carefully. Do not photocopy hard copies of this form in order to collect data from individual school sites. Background, guidance, and a data input form (to collect data from school sites) are available at <http://www.cde.ca.gov/ls/ss/se/umirs.asp>

Was school at risk of being designated "persistently dangerous" for 2008-09?	No	Was school at risk of being designated "persistently dangerous" for 2009-10?	No	Is school at risk of being designated "persistently dangerous" for 2010-11?	No
Overall Total:		0	69		
Violence/Drug Total:		0	52		
Violence/Drug Rate (Violence/Drug Total ÷ Enrollment):		0.0%*	7.4%*		
Total of Persistently Dangerous Expulsions Only:		0	N/A		
Number of Non-Student Firearm Incidents:		0			

* If this reads 'N/A' it means that the enrollment figure is missing.
 2011-12 ConApp, Part I, page 20.1 Date: 06/09/2011

2010-11 School Reporting Form for UMIRS Data

Purpose: To collect student expulsion, suspension, and truancy information to satisfy ESEA requirements related to "persistently dangerous" schools and the uniform management information reporting system (UMIRS).

Agency: Riverside Unified
 CD code: 3 | 3 | 6 | 7 | 2 | 1 | 5
 School: Mountain View Elementary
 School Code: 6 | 0 | 3 | 2 | 7 | 3 | 4

CDE Contact: Stephanie Papas 916-445-8441 SPapas@cde.ca.gov

Ed Codes	Ed Code Text	Number of students with an unexcused absence of more than 30 minutes on 3 or more days:	Truancy Rate (Number at left + enrollment):
October 2010 CBEDS Enrollment:		797	42.0%*
48900(a)(1)	Related to physical injury to another person		0
48900(b)	Related to firearms, knives, explosive devices, etc.		0
48900(f)	Caused or attempted to cause damage to school property or private property		0
48900(k)	Related to disruption of school activities or willful defiance		0
48900.2	Related to sexual harassment		0
48900.3	PDS-Related to hate violence		0
48900.4	Related to harassment, threats, or intimidation		0

Overall Total:	0	67
Violence/Drug Total:	0	49
Violence/Drug Rate (Violence/Drug Total ÷ Enrollment):	0.0%*	6.1%*
Total of Persistently Dangerous Expulsions Only:	0	N/A
Number of Non-Student Firearm Incidents:	0	0

NOTE TO LEA: Please read instructions carefully. Do not photocopy hard copies of this form in order to collect data from individual school sites. Background, guidance, and a data input form (to collect data from school sites) are available at <http://www.cde.ca.gov/lis/ss/se/umirs.asp>

Was school at risk of being designated "persistently dangerous" for 2008-09?	No	Was school at risk of being designated "persistently dangerous" for 2009-10?	No	Is school at risk of being designated "persistently dangerous" for 2010-11?	No

* If this reads 'N/A' it means that the enrollment figure is missing.

2010-11 School Reporting Form for UMIRS Data

Purpose: To collect student expulsion, suspension, and truancy information to satisfy ESEA requirements related to "persistently dangerous" schools and the uniform management information reporting system (UMIRS).

Agency: Riverside Unified
 CD code: 3 | 3 | 6 | 7 | 2 | 1 | 5
 School: Pachappa Elementary
 School Code: 6 | 0 | 3 | 2 | 7 | 4 | 2

CDE Contact: Stephanie Papas 916-445-8441 SPapas@cde.ca.gov

Ed Codes	Ed Code Text	Number of students with an unexcused absence of more than 30 minutes on 3 or more days:	Truancy Rate (Number at left ÷ enrollment):	Number of Expulsions	Number of Suspensions
48900(a)(1)	Related to physical injury to another person	681	179	0	13
48900(b)	Related to firearms, knives, explosive devices, etc.			0	2
48900(c)	Related to possession or sale of controlled substances, alcohol, or intoxicants.			0	1
48900(g)	Stole or attempted to steal school property or private property			0	1
48900(i)	Committed an obscene act or engaged in habitual profanity or vulgarity			0	2
48900(k)	Related to disruption of school activities or willful defiance			0	11
48915(a)(2)	Possession of any knife or other dangerous object of no reasonable use to the pupil			1	0

NOTE TO LEA: Please read instructions carefully. Do not photocopy hard copies of this form in order to collect data from individual school sites. Background, guidance, and a data input form (to collect data from school sites) are available at <http://www.cde.ca.gov/lss/ise/umirs.asp>

Overall Total:	1	30
Violence/Drug Total:	1	16
Violence/Drug Rate (Violence/Drug Total ÷ Enrollment):	0.1% *	2.3% *
Total of Persistently Dangerous Expulsions Only:	0	N/A
Number of Non-Student Firearm Incidents:		0

Was school at risk of being designated "persistently dangerous" for 2008-09?	No	Was school at risk of being designated "persistently dangerous" for 2009-10?	No	Is school at risk of being designated "persistently dangerous" for 2010-11?	No
--	----	--	----	---	----

* If this reads 'N/A' it means that the enrollment figure is missing.

2010-11 School Reporting Form for UMIRS Data

California Department of Education

Consolidated Application

Purpose: To collect student expulsion, suspension, and truancy information to satisfy ESEA requirements related to "persistently dangerous" schools and the uniform management information reporting system (UMIRS).

Agency: Riverside Unified
 CD code: 3 | 3 | 6 | 7 | 2 | 1 | 5
 School: Sunshine Special Education
 School Code: 6 | 0 | 3 | 2 | 7 | 6 | 7

CDE Contact: Stephanie Papas 916-445-8441 SPapas@cde.ca.gov

October 2010 CBEDS Enrollment:	57	Number of students with an unexcused absence of more than 30 minutes on 3 or more days:	0	Truancy Rate (Number at left + enrollment):	0.0%*
Ed Codes		Ed Code Text		Number of Expulsions	Number of Suspensions
48900(a)(1)		Related to physical injury to another person		0	2

NOTE TO LEA: Please read instructions carefully. Do not photocopy hard copies of this form in order to collect data from individual school sites. Background, guidance, and a data input form (to collect data from school sites) are available at <http://www.cde.ca.gov/ls/ss/sse/umirs.asp>

Overall Total:	0		2
Violence/Drug Total:	0		2
Violence/Drug Rate (Violence/Drug Total + Enrollment):	0.0%*		3.5%*
Total of Persistently Dangerous Expulsions Only:	0		N/A
Number of Non-Student Firearm Incidents:		0	

Was school at risk of being designated "persistently dangerous" for 2008-09?	NO	Was school at risk of being designated "persistently dangerous" for 2009-10?	NO	Is school at risk of being designated "persistently dangerous" for 2010-11?	NO
--	----	--	----	---	----

* If this reads 'N/A' it means that the enrollment figure is missing.

2011-12 Consolidated Application Comment Form

Page Number

Page 20: UMIRS Data

CD Code

3367215

District Name

Riverside Unified

School Code and Name

6032767 - Sunshine Special Education

Comments

The District provides transportation to the students who attend the Sunshine Special Education program therefore the number of tardies reported is zero.

2010-11 School Reporting Form for UMIRS Data

California Department of Education

Consolidated Application

Purpose: To collect student expulsion, suspension, and truancy information to satisfy ESEA requirements related to "persistently dangerous" schools and the uniform management information reporting system (UMIRS).

Agency: Riverside Unified
 CD code: 3 | 3 | 6 | 7 | 2 | 1 | 5
 School: Victoria Elementary
 School Code: 6 | 0 | 3 | 2 | 7 | 7 | 5

CDE Contact: Stephanie Papas 916-445-8441 SPapas@cde.ca.gov

Ed Codes	Ed Code Text	Number of students with an unexcused absence of more than 30 minutes on 3 or more days:	Truancy Rate (Number at left + enrollment):	Number of Expulsions	Number of Suspensions
48900(a)(1)	Related to physical injury to another person	598	139	0	17
48900(a)(2)	Related to use of force or violence			0	1
48900(g)	Stole or attempted to steal school property or private property			0	1
48900(i)	Committed an obscene act or engaged in habitual profanity or vulgarity			0	10
48900(k)	Related to disruption of school activities or willfull defiance			0	5
48900(m)	Possessed an imitation firearm			0	1
48900.2	Related to sexual harassment			0	2

Overall Total:	Violence/Drug Total:	Violence/Drug Rate (Violence/Drug Total ÷ Enrollment):	Total of Persistently Dangerous Expulsions Only:	Number of Non-Student Firearm Incidents:
0	0	0.0% *	0	0
37	21	3.5% *	N/A	0

NOTE TO LEA: Please read instructions carefully. Do not photocopy hard copies of this form in order to collect data from individual school sites. Background, guidance, and a data input form (to collect data from school sites) are available at <http://www.cde.ca.gov/lss/se/umirs.asp>

Was school at risk of being designated "persistently dangerous" for 2008-09?	NO	Was school at risk of being designated "persistently dangerous" for 2009-10?	NO	Was school at risk of being designated "persistently dangerous" for 2010-11?	NO
--	----	--	----	--	----

* If this reads 'N/A' it means that the enrollment figure is missing.

2010-11 School Reporting Form for UMIRS Data

Purpose: To collect student expulsion, suspension, and truancy information to satisfy ESEA requirements related to "persistently dangerous" schools and the uniform management information reporting system (UMIRS).

Agency: Riverside Unified
 CD code: 3 | 3 | 6 | 7 | 2 | 1 | 5
 School: Washington Elementary
 School Code: 6 | 0 | 3 | 2 | 7 | 8 | 3

CDE Contact: Stephanie Papas 916-445-8441 SPapas@cde.ca.gov

October 2010 CBEDS Enrollment:	778	Number of students with an unexcused absence of more than 30 minutes on 3 or more days:	94	Truancy Rate (Number at left + enrollment):	12.1%*
Ed Codes		Ed Code Text	Number of Expulsions	Number of Suspensions	
48900(a)(1)		Related to physical injury to another person	0	24	
48900(b)		Related to firearms, knives, explosive devices, etc.	0	3	
48900(g)		Stole or attempted to steal school property or private property	0	5	
48900(k)		Related to disruption of school activities or willfull defiance	0	5	

NOTE TO LEA: Please read instructions carefully. Do not photocopy hard copies of this form in order to collect data from individual school sites. Background, guidance, and a data input form (to collect data from school sites) are available at <http://www.cde.ca.gov/ls/ss/se/umirs.asp>

Was school at risk of being designated "persistently dangerous" for 2008-09?	NO	Was school at risk of being designated "persistently dangerous" for 2009-10?	NO	Is school at risk of being designated "persistently dangerous" for 2010-11?	NO
Overall Total:		0	0	37	
Violence/Drug Total:		0	0	27	
Violence/Drug Rate (Violence/Drug Total ÷ Enrollment):		0.0%*	3.5%*		
Total of Persistently Dangerous Expulsions Only:		0	N/A		
Number of Non-Student Firearm Incidents:		0			

* If this reads 'N/A' it means that the enrollment figure is missing.
 2011-12 ConApp, Part I, page 20. 1 Date: 06/09/2011

2010-11 School Reporting Form for UMIRS Data

Purpose: To collect student expulsion, suspension, and truancy information to satisfy ESEA requirements related to "persistently dangerous" schools and the uniform management information reporting system (UMIRS).

CDE Contact: Stephanie Papas 916-445-8441 SPapas@cde.ca.gov

Agency: Riverside Unified
 CD code: 3 | 3 | 6 | 7 | 2 | 1 | 5
 School: Central Middle
 School Code: 6 | 0 | 5 | 9 | 1 | 2 | 5

October 2010 CBEDS Enrollment: 682 Number of students with an unexcused absence of more than 30 minutes on 3 or more days: 220 Truancy Rate (Number at left + enrollment): 32.3%*

Ed Codes	Ed Code Text	Number of Expulsions	Number of Suspensions
48900(a)(1)	Related to physical injury to another person	0	175
48900(a)(2)	Related to use of force or violence	0	1
48900(b)	Related to firearms, knives, explosive devices, etc.	0	8
48900(c)	Related to possession or sale of controlled substances, alcohol, or intoxicants.	0	33
48900(f)	Caused or attempted to cause damage to school property or private property	0	8
48900(g)	Stole or attempted to steal school property or private property	0	14
48900(i)	Committed an obscene act or engaged in habitual profanity or vulgarity	0	119
48900(k)	Related to disruption of school activities or willful defiance	0	189

NOTE TO LEA: Please read instructions carefully. Do not photocopy hard copies of this form in order to collect data from individual school sites. Background, guidance, and a data input form (to collect data from school sites) are available at <http://www.cde.ca.gov/ls/ss/se/umirs.asp>

Overall Total:	1	553
Violence/Drug Total:	1	223
Violence/Drug Rate (Violence/Drug Total ÷ Enrollment):	0.1%*	32.7%*
Total of Persistently Dangerous Expulsions Only:	1	N/A
Number of Non-Student Firearm Incidents:	0	

Was school at risk of being designated "persistently dangerous" for 2008-09?	No	Was school at risk of being designated "persistently dangerous" for 2009-10?	No	Is school at risk of being designated "persistently dangerous" for 2010-11?	No
--	----	--	----	---	----

* If this reads 'N/A' it means that the enrollment figure is missing.

2010-11 School Reporting Form for UMIRS Data

Purpose: To collect student expulsion, suspension, and truancy information to satisfy ESEA requirements related to "persistently dangerous" schools and the uniform management information reporting system (UMIRS).

Agency: Riverside Unified
 CD code: 3 | 3 | 6 | 7 | 2 | 1 | 5
 School: Central Middle
 School Code: 6 | 0 | 5 | 9 | 1 | 2 | 5

CDE Contact: Stephanie Papas 916-445-8441 SPapas@cde.ca.gov

Ed Codes	Number of students with an unexcused absence of more than 30 minutes on 3 or more days:	Truancy Rate (Number at left + enrollment):	Number of Expulsions	Number of Suspensions
October 2010 CBEDS Enrollment: 682	220	32.3%*		
48900(m)	Possessed an imitation firearm		0	2
48900.2	Related to sexual harassment		0	2
48900.4	Related to harassment, threats, or intimidation		0	1
48900.7	Related to terroristic threats		0	1
48915(a)(5)	PDS-Assault or battery, as defined in Sections 240 and 242 of the Penal Code, upon		1	0

NOTE TO LEA: Please read instructions carefully. Do not photocopy hard copies of this form in order to collect data from individual school sites. Background, guidance, and a data input form (to collect data from school sites) are available at <http://www.cde.ca.gov/lss/se/umirs.asp>

Was school at risk of being designated "persistently dangerous" for 2008-09?	No	Was school at risk of being designated "persistently dangerous" for 2009-10?	No	Is school at risk of being designated "persistently dangerous" for 2010-11?	No																														
<table border="1"> <tr> <td>Overall Total:</td> <td>1</td> <td></td> <td>1</td> <td>553</td> <td></td> </tr> <tr> <td>Violence/Drug Total:</td> <td>1</td> <td></td> <td>223</td> <td></td> <td></td> </tr> <tr> <td>Violence/Drug Rate (Violence/Drug Total + Enrollment):</td> <td>0.1%*</td> <td></td> <td>32.7%*</td> <td></td> <td></td> </tr> <tr> <td>Total of Persistently Dangerous Expulsions Only:</td> <td>1</td> <td></td> <td>N/A</td> <td></td> <td></td> </tr> <tr> <td>Number of Non-Student Firearm Incidents:</td> <td></td> <td></td> <td>0</td> <td></td> <td></td> </tr> </table>						Overall Total:	1		1	553		Violence/Drug Total:	1		223			Violence/Drug Rate (Violence/Drug Total + Enrollment):	0.1%*		32.7%*			Total of Persistently Dangerous Expulsions Only:	1		N/A			Number of Non-Student Firearm Incidents:			0		
Overall Total:	1		1	553																															
Violence/Drug Total:	1		223																																
Violence/Drug Rate (Violence/Drug Total + Enrollment):	0.1%*		32.7%*																																
Total of Persistently Dangerous Expulsions Only:	1		N/A																																
Number of Non-Student Firearm Incidents:			0																																

* If this reads 'N/A' it means that the enrollment figure is missing.
 2011-12 ConApp, Part I, page 20.2 Date: 06/09/2011

2010-11 School Reporting Form for UMIRS Data

Purpose: To collect student expulsion, suspension, and truancy information to satisfy ESEA requirements related to "persistently dangerous" schools and the uniform management information reporting system (UMIRS).

CDE Contact: Stephanie Papas 916-445-8441 SPapas@cde.ca.gov

Agency: Riverside Unified
 CD code: 3 | 3 | 6 | 7 | 2 | 1 | 5
 School: Matthew Gage Middle
 School Code: 6 | 0 | 5 | 9 | 1 | 3 | 3

October 2010 CBEDS Enrollment: 1065 Number of students with an unexcused absence of more than 30 minutes on 3 or more days: 221 Truancy Rate (Number at left + enrollment): 20.8%*

Ed Codes	Ed Code Text	Number of Expulsions	Number of Suspensions
48900(a)(1)	Related to physical injury to another person	0	70
48900(a)(2)	Related to use of force or violence	0	3
48900(b)	Related to firearms, knives, explosive devices, etc.	0	4
48900(c)	Related to possession or sale of controlled substances, alcohol, or intoxicants.	0	2
48900(f)	Caused or attempted to cause damage to school property or private property	0	7
48900(g)	Stole or attempted to steal school property or private property	0	7
48900(i)	Committed an obscene act or engaged in habitual profanity or vulgarity	0	29
48900(j)	Related to possession or sale of drug paraphernalia	0	2

NOTE TO LEA: Please read instructions carefully. Do not photocopy hard copies of this form in order to collect data from individual school sites. Background, guidance, and a data input form (to collect data from school sites) are available at <http://www.cde.ca.gov/lis/ssi/se/umirs.asp>

Overall Total:	2	240
Violence/Drug Total:	2	87
Violence/Drug Rate (Violence/Drug Total + Enrollment):	0.2%*	8.2%*
Total of Persistently Dangerous Expulsions Only:	2	N/A
Number of Non-Student Firearm Incidents:	0	

Was school at risk of being designated "persistently dangerous" for 2008-09?	No	Was school at risk of being designated "persistently dangerous" for 2009-10?	No	Is school at risk of being designated "persistently dangerous" for 2010-11?	No
--	----	--	----	---	----

* If this reads 'N/A' it means that the enrollment figure is missing.
 2011-12 ConApp, Part I, page 20.1 Date: 06/09/2011

2010-11 School Reporting Form for UMIRS Data

Purpose: To collect student expulsion, suspension, and truancy information to satisfy ESEA requirements related to "persistently dangerous" schools and the uniform management information reporting system (UMIRS).

Agency: Riverside Unified
 CD code: 3 | 3 | 6 | 7 | 2 | 1 | 5
 School: Matthew Gage Middle
 School Code: 6 | 0 | 5 | 9 | 1 | 3 | 3

CDE Contact: Stephanie Papas 916-445-8441 SPapas@cde.ca.gov

Ed Codes	Ed Code Text	Number of students with an unexcused absence of more than 30 minutes on 3 or more days:	Truancy Rate (Number at left + enrollment):	Number of Expulsions	Number of Suspensions
October 2010 CBEDS Enrollment: 1065		221	20.8%*		
48900(k)	Related to disruption of school activities or willfull defiance			0	110
48900.2	Related to sexual harassment			0	3
48900.4	Related to harassment, threats, or intimidation			0	3
48915(a)(1)	PDS-Causing serious physical injury to another person, except in self-defense			1	0
48915(a)(5)	PDS-Assault or battery, as defined in Sections 240 and 242 of the Penal Code, upon			1	0

NOTE TO LEA: Please read instructions carefully. Do not photocopy hard copies of this form in order to collect data from individual school sites. Background, guidance, and a data input form (to collect data from school sites) are available at <http://www.cde.ca.gov/l/s/ss/se/umirs.asp>

Overall Total:	2	240
Violence/Drug Total:	2	87
Violence/Drug Rate (Violence/Drug Total ÷ Enrollment):	0.2%*	8.2%*
Total of Persistently Dangerous Expulsions Only:	2	N/A
Number of Non-Student Firearm Incidents:		0

Was school at risk of being designated "persistently dangerous" for 2008-09?	No	Was school at risk of being designated "persistently dangerous" for 2009-10?	No	Is school at risk of being designated "persistently dangerous" for 2010-11?	No
--	----	--	----	---	----

* If this reads 'N/A' it means that the enrollment figure is missing.

2010-11 School Reporting Form for UMIRS Data

Purpose: To collect student expulsion, suspension, and truancy information to satisfy ESEA requirements related to "persistently dangerous" schools and the uniform management information reporting system (UMIRS).

Agency: Riverside Unified
 CD code: 3 | 3 | 6 | 7 | 2 | 1 | 5
 School: Sierra Middle
 School Code: 6 | 0 | 5 | 9 | 1 | 4 | 1

CDE Contact: Stephanie Papas 916-445-8441 SPapas@cde.ca.gov

Ed Codes	Ed Code Text	Number of students with an unexcused absence of more than 30 minutes on 3 or more days:	Truancy Rate (Number at left + enrollment):	Number of Expulsions	Number of Suspensions
48900(a)(1)	Related to physical injury to another person	194	21.0%*	0	154
48900(b)	Related to firearms, knives, explosive devices, etc.			0	13
48900(c)	Related to possession or sale of controlled substances, alcohol, or intoxicants.			0	37
48900(f)	Caused or attempted to cause damage to school property or private property			0	11
48900(g)	Stole or attempted to steal school property or private property			0	10
48900(h)	Related to possession or use of tobacco products			0	5
48900(i)	Committed an obscene act or engaged in habitual profanity or vulgarity			0	47
48900(j)	Related to possession or sale of drug paraphernalia			0	6

NOTE TO LEA: Please read instructions carefully. Do not photocopy hard copies of this form in order to collect data from individual school sites. Background, guidance, and a data input form (to collect data from school sites) are available at <http://www.cde.ca.gov/lss/se/umirs.asp>

Was school at risk of being designated "persistently dangerous" for 2008-09?	No	Was school at risk of being designated "persistently dangerous" for 2009-10?	No	Is school at risk of being designated "persistently dangerous" for 2010-11?	No																									
<table border="1"> <thead> <tr> <th>Overall Total:</th> <td>7</td> <td></td> <td></td> <td>550</td> </tr> <tr> <th>Violence/Drug Total:</th> <td>7</td> <td></td> <td></td> <td>223</td> </tr> <tr> <th>Violence/Drug Rate (Violence/Drug Total ÷ Enrollment):</th> <td>0.8%*</td> <td></td> <td></td> <td>24.1%*</td> </tr> <tr> <th>Total of Persistently Dangerous Expulsions Only:</th> <td>5</td> <td></td> <td></td> <td>N/A</td> </tr> <tr> <th>Number of Non-Student Firearm Incidents:</th> <td>0</td> <td></td> <td></td> <td></td> </tr> </thead></table>						Overall Total:	7			550	Violence/Drug Total:	7			223	Violence/Drug Rate (Violence/Drug Total ÷ Enrollment):	0.8%*			24.1%*	Total of Persistently Dangerous Expulsions Only:	5			N/A	Number of Non-Student Firearm Incidents:	0			
Overall Total:	7			550																										
Violence/Drug Total:	7			223																										
Violence/Drug Rate (Violence/Drug Total ÷ Enrollment):	0.8%*			24.1%*																										
Total of Persistently Dangerous Expulsions Only:	5			N/A																										
Number of Non-Student Firearm Incidents:	0																													

* If this reads 'N/A' it means that the enrollment figure is missing.
 2011-12 ConApp, Part I, page 20. 1 Date: 06/09/2011

2010-11 School Reporting Form for UMIRS Data

Purpose: To collect student expulsion, suspension, and truancy information to satisfy ESEA requirements related to "persistently dangerous" schools and the uniform management information reporting system (UMIRS).

CDE Contact: Stephanie Papas 916-445-8441 SPapas@cde.ca.gov

Agency: Riverside Unified
 CD code: 3 | 3 | 6 | 7 | 2 | 1 | 5
 School: Sierra Middle
 School Code: 6 | 0 | 5 | 9 | 1 | 4 | 1

Ed Codes	Ed Code Text	Number of students with an unexcused absence of more than 30 minutes on 3 or more days:	Truancy Rate (Number at left + enrollment):	Number of Expulsions	Number of Suspensions
48900(k)	Related to disruption of school activities or willfull defiance	926	194	0	259
48900(m)	Possessed an imitation firearm			0	1
48900(n)	Related to sexual assault			0	1
48900.2	Related to sexual harassment			0	3
48900.4	Related to harassment, threats, or intimidation			0	2
48900.7	Related to terroristic threats			0	1
48915(a)(1)	PDS-Causing serious physical injury to another person, except in self-defense			2	0
48915(a)(3)	Related to unlawful possession of controlled substances			2	0

NOTE TO LEA: Please read instructions carefully. Do not photocopy hard copies of this form in order to collect data from individual school sites. Background, guidance, and a data input form (to collect data from school sites) are available at <http://www.cde.ca.gov/ss/se/umirs.asp>

Overall Total:	7	550
Violence/Drug Total:	7	223
Violence/Drug Rate (Violence/Drug Total ÷ Enrollment):	0.8%*	24.1%*
Total of Persistently Dangerous Expulsions Only:	5	N/A
Number of Non-Student Firearm Incidents:	0	0

Was school at risk of being designated "persistently dangerous" for 2008-09?	No	Was school at risk of being designated "persistently dangerous" for 2009-10?	No	Is school at risk of being designated "persistently dangerous" for 2010-11?	No
--	----	--	----	---	----

* If this reads 'N/A' it means that the enrollment figure is missing.
 2011-12 ConApp, Part I, page 20.2 Date: 06/09/2011

2010-11 School Reporting Form for UMIRS Data

Purpose: To collect student expulsion, suspension, and truancy information to satisfy ESEA requirements related to "persistently dangerous" schools and the uniform management information reporting system (UMIRS).

Agency: Riverside Unified
 CD code:
 School: Sierra Middle
 School Code:

CDE Contact: Stephanie Papas 916-445-8441 SPapas@cde.ca.gov

October 2010 CBEDS Enrollment:	926	Number of students with an unexcused absence of more than 30 minutes on 3 or more days:	194	Truancy Rate (Number at left + enrollment):	21.0%*
Ed Codes		Ed Code Text		Number of Expulsions	Number of Suspensions
48915(a)(5)		PDS-Assault or battery, as defined in Sections 240 and 242 of the Penal Code, upon		1	0
48915(c)(2)		PDS-Brandishing a knife at another person		1	0
48915(c)(3)		PDS-Unlawfully selling a controlled substance listed in Chapter 2 (commencing with		1	0

NOTE TO LEA: Please read instructions carefully. Do not photocopy hard copies of this form in order to collect data from individual school sites. Background, guidance, and a data input form (to collect data from school sites) are available at <http://www.cde.ca.gov/iss/se/umirs.asp>

Overall Total:	7		550
Violence/Drug Total:	7		223
Violence/Drug Rate (Violence/Drug Total ÷ Enrollment):	0.8%*		24.1%*
Total of Persistently Dangerous Expulsions Only:	5		N/A
Number of Non-Student Firearm Incidents:			0

Was school at risk of being designated "persistently dangerous" for 2008-09?	No	Was school at risk of being designated "persistently dangerous" for 2009-10?	No	Is school at risk of being designated "persistently dangerous" for 2010-11?	No
--	----	--	----	---	----

* If this reads 'N/A' it means that the enrollment figure is missing.

2010-11 School Reporting Form for UMIRS Data

Purpose: To collect student expulsion, suspension, and truancy information to satisfy ESEA requirements related to "persistently dangerous" schools and the uniform management information reporting system (UMIRS).

CDE Contact: Stephanie Papas 916-445-8441 SPapas@cde.ca.gov

Agency: Riverside Unified
 CD code: 3 | 3 | 6 | 7 | 2 | 1 | 5
 School: University Heights Middle
 School Code: 6 | 0 | 5 | 9 | 1 | 5 | 8

Ed Codes	Ed Code Text	Number of students with an unexcused absence of more than 30 minutes on 3 or more days:	Truancy Rate (Number at left + enrollment):	Number of Expulsions	Number of Suspensions
48900(a)(1)	Related to physical injury to another person	841	145	0	112
48900(b)	Related to firearms, knives, explosive devices, etc.			0	12
48900(c)	Related to possession or sale of controlled substances, alcohol, or intoxicants.			0	13
48900(f)	Caused or attempted to cause damage to school property or private property			0	18
48900(g)	Stole or attempted to steal school property or private property			0	15
48900(h)	Related to possession or use of tobacco products			0	1
48900(i)	Committed an obscene act or engaged in habitual profanity or vulgarity			0	19
48900(j)	Related to possession or sale of drug paraphernalia			0	2

NOTE TO LEA: Please read instructions carefully. Do not photocopy hard copies of this form in order to collect data from individual school sites. Background, guidance, and a data input form (to collect data from school sites) are available at <http://www.cde.ca.gov/ls/ss/se/umirs.asp>

Was school at risk of being designated "persistently dangerous" for 2008-09?	No	Was school at risk of being designated "persistently dangerous" for 2009-10?	No	Is school at risk of being designated "persistently dangerous" for 2010-11?	No															
<table border="1"> <thead> <tr> <th>Overall Total:</th> <td>1</td> <td>481</td> </tr> <tr> <th>Violence/Drug Total:</th> <td>1</td> <td>147</td> </tr> <tr> <th>Violence/Drug Rate (Violence/Drug Total ÷ Enrollment):</th> <td>0.1%*</td> <td>17.5%*</td> </tr> <tr> <th>Total of Persistently Dangerous Expulsions Only:</th> <td>1</td> <td>N/A</td> </tr> <tr> <th>Number of Non-Student Firearm Incidents:</th> <td>0</td> <td></td> </tr> </thead></table>						Overall Total:	1	481	Violence/Drug Total:	1	147	Violence/Drug Rate (Violence/Drug Total ÷ Enrollment):	0.1%*	17.5%*	Total of Persistently Dangerous Expulsions Only:	1	N/A	Number of Non-Student Firearm Incidents:	0	
Overall Total:	1	481																		
Violence/Drug Total:	1	147																		
Violence/Drug Rate (Violence/Drug Total ÷ Enrollment):	0.1%*	17.5%*																		
Total of Persistently Dangerous Expulsions Only:	1	N/A																		
Number of Non-Student Firearm Incidents:	0																			

* If this reads 'N/A' it means that the enrollment figure is missing.
 2011-12 ConApp, Part I, page 20. 1 Date: 06/09/2011

2010-11 School Reporting Form for UMIRS Data

Purpose: To collect student expulsion, suspension, and truancy information to satisfy ESEA requirements related to "persistently dangerous" schools and the uniform management information reporting system (UMIRS).

Agency: Riverside Unified
 CD code: 3 | 3 | 6 | 7 | 2 | 1 | 5
 School: University Heights Middle
 School Code: 6 | 0 | 5 | 9 | 1 | 5 | 8

CDE Contact: Stephanie Papas 916-445-8441 SPapas@cde.ca.gov

October 2010 CBEDS Enrollment:	841	Number of students with an unexcused absence of more than 30 minutes on 3 or more days:	145	Truancy Rate (Number at left + enrollment):	17.2%*
Ed Codes		Ed Code Text		Number of Expulsions	Number of Suspensions
48900(k)		Related to disruption of school activities or willfull defiance		0	282
48900.2		Related to sexual harassment		0	1
48900.4		Related to harassment, threats, or intimidation		0	6
48915(c)(2)		PDS-Brandishing a knife at another person		1	0

NOTE TO LEA: Please read instructions carefully. Do not photocopy hard copies of this form in order to collect data from individual school sites. Background, guidance, and a data input form (to collect data from school sites) are available at <http://www.cde.ca.gov/ss/se/umirs.asp>

Was school at risk of being designated "persistently dangerous" for 2008-09?	No	Was school at risk of being designated "persistently dangerous" for 2009-10?	No	Is school at risk of being designated "persistently dangerous" for 2010-11?	No
Overall Total:			1	481	
Violence/Drug Total:			1	147	
Violence/Drug Rate (Violence/Drug Total ÷ Enrollment):			0.1%*	17.5%*	
Total of Persistently Dangerous Expulsions Only:			1	N/A	
Number of Non-Student Firearm Incidents:				0	

* If this reads 'N/A' it means that the enrollment figure is missing.

2010-11 School Reporting Form for UMIRS Data

Purpose: To collect student expulsion, suspension, and truancy information to satisfy ESEA requirements related to "persistently dangerous" schools and the uniform management information reporting system (UMIRS).

Agency: Riverside Unified											
CD code:	3	3	6	7	2	1	5				
School: Chemawa Middle											
School Code:	6	0	6	1	7	9	0				

CDE Contact: Stephanie Papas 916-445-8441 SPapas@cde.ca.gov

Ed Codes	Ed Code Text	Number of students with an unexcused absence of more than 30 minutes on 3 or more days:	Truancy Rate (Number at left + enrollment):	Number of Expulsions	Number of Suspensions
48900(a)(1)	Related to physical injury to another person	1039	438	0	114
48900(b)	Related to firearms, knives, explosive devices, etc.			0	8
48900(c)	Related to possession or sale of controlled substances, alcohol, or intoxicants.			0	28
48900(f)	Caused or attempted to cause damage to school property or private property			0	7
48900(g)	Stole or attempted to steal school property or private property			0	21
48900(h)	Related to possession or use of tobacco products			0	1
48900(i)	Committed an obscene act or engaged in habitual profanity or vulgarity			0	21
48900(k)	Related to disruption of school activities or willful defiance			0	119

<p>NOTE TO LEA: Please read instructions carefully. Do not photocopy hard copies of this form in order to collect data from individual school sites. Background, guidance, and a data input form (to collect data from school sites) are available at http://www.cde.ca.gov/ss/se/umirs.asp</p>	Overall Total:	3	328
	Violence/Drug Total:	3	160
	Violence/Drug Rate (Violence/Drug Total ÷ Enrollment):	0.3%*	15.4%*
	Total of Persistently Dangerous Expulsions Only:	2	N/A
	Number of Non-Student Firearm Incidents:	0	

Was school at risk of being designated "persistently dangerous" for 2008-09?	No	Was school at risk of being designated "persistently dangerous" for 2009-10?	No	Is school at risk of being designated "persistently dangerous" for 2010-11?	No
--	----	--	----	---	----

* If this reads 'N/A' it means that the enrollment figure is missing.

2010-11 School Reporting Form for UMIRS Data

Purpose: To collect student expulsion, suspension, and truancy information to satisfy ESEA requirements related to "persistently dangerous" schools and the uniform management information reporting system (UMIRS).

CDE Contact: Stephanie Papas 916-445-8441 SPapas@cde.ca.gov

Agency: Riverside Unified
 CD code: 3 | 3 | 6 | 7 | 2 | 1 | 5
 School: Chemawa Middle
 School Code: 6 | 0 | 6 | 1 | 7 | 9 | 0

Ed Codes	Related to sexual harassment	Related to harassment, threats, or intimidation	PDS-Causing serious physical injury to another person, except in self-defense	Possession of any knife or other dangerous object of no reasonable use to the pupil	Number of students with an unexcused absence of more than 30 minutes on 3 or more days:	Truancy Rate (Number at left + enrollment):	Number of Expulsions	Number of Suspensions
48900.2	Related to sexual harassment				438	42.2%*	0	2
48900.4	Related to harassment, threats, or intimidation						0	7
48915(a)(1)	PDS-Causing serious physical injury to another person, except in self-defense						2	0
48915(a)(2)	Possession of any knife or other dangerous object of no reasonable use to the pupil						1	0

NOTE TO LEA: Please read instructions carefully. Do not photocopy hard copies of this form in order to collect data from individual school sites. Background, guidance, and a data input form (to collect data from school sites) are available at <http://www.cde.ca.gov/lis/ss/se/umirs.asp>

Overall Total:	3	328
Violence/Drug Total:	3	160
Violence/Drug Rate (Violence/Drug Total ÷ Enrollment):	0.3%*	15.4%*
Total of Persistently Dangerous Expulsions Only:	2	N/A
Number of Non-Student Firearm Incidents:	0	

Was school at risk of being designated "persistently dangerous" for 2008-09?	No	Was school at risk of being designated "persistently dangerous" for 2009-10?	No	Is school at risk of being designated "persistently dangerous" for 2010-11?	No
--	----	--	----	---	----

* If this reads 'N/A' it means that the enrollment figure is missing.
 2011-12 ConApp, Part I, page 20.2 Date: 06/09/2011

2010-11 School Reporting Form for UMIRS Data

Purpose: To collect student expulsion, suspension, and truancy information to satisfy ESEA requirements related to "persistently dangerous" schools and the uniform management information reporting system (UMIRS).

Agency: Riverside Unified
 CD code: | 3 | 3 | 6 | 7 | 2 | 1 | 5
 School: Woodcrest Elementary
 School Code: | 6 | 0 | 9 | 9 | 1 | 8 | 8

CDE Contact: Stephanie Papas 916-445-8441 SPapas@cde.ca.gov

Ed Codes	Ed Code Text	Number of students with an unexcused absence of more than 30 minutes on 3 or more days:	Truancy Rate (Number at left + enrollment):	Number of Expulsions	Number of Suspensions
48900(a)(1)	Related to physical injury to another person	642	198	0	20
48900(b)	Related to firearms, knives, explosive devices, etc.			0	5
48900(g)	Stole or attempted to steal school property or private property			0	5
48900(i)	Committed an obscene act or engaged in habitual profanity or vulgarity			0	4
48900(k)	Related to disruption of school activities or willfull defiance			0	10
48900.4	Related to harassment, threats, or intimidation			0	4

NOTE TO LEA: Please read instructions carefully. Do not photocopy hard copies of this form in order to collect data from individual school sites. Background, guidance, and a data input form (to collect data from school sites) are available at <http://www.cde.ca.gov/ls/ss/se/umirs.asp>

Was school at risk of being designated "persistently dangerous" for 2008-09?	No	Was school at risk of being designated "persistently dangerous" for 2009-10?	No	Is school at risk of being designated "persistently dangerous" for 2010-11?	No
<p>Overall Total: 0 48</p> <p>Violence/Drug Total: 0 29</p> <p>Violence/Drug Rate (Violence/Drug Total ÷ Enrollment): 0.0%* 4.5%*</p> <p>Total of Persistently Dangerous Expulsions Only: 0 N/A</p> <p>Number of Non-Student Firearm Incidents: 0</p>					

* If this reads 'N/A' it means that the enrollment figure is missing.

2010-11 School Reporting Form for UMIRS Data

Purpose: To collect student expulsion, suspension, and truancy information to satisfy ESEA requirements related to "persistently dangerous" schools and the uniform management information reporting system (UMIRS).

Agency: Riverside Unified
 CD code:
 School: William Howard Taft Elementary
 School Code:

CDE Contact: Stephanie Papas 916-445-8441 SPapas@cde.ca.gov

Ed Codes	Ed Code Text	Number of students with an unexcused absence of more than 30 minutes on 3 or more days:	Truancy Rate (Number at left ÷ enrollment):	Number of Expulsions	Number of Suspensions
48900(a)(1)	Related to physical injury to another person	717	284	0	42
48900(a)(2)	Related to use of force or violence			0	1
48900(b)	Related to firearms, knives, explosive devices, etc.			0	5
48900(c)	Related to possession or sale of controlled substances, alcohol, or intoxicants.			0	1
48900(f)	Caused or attempted to cause damage to school property or private property			0	2
48900(g)	Stole or attempted to steal school property or private property			0	4
48900(i)	Committed an obscene act or engaged in habitual profanity or vulgarity			0	7
48900(k)	Related to disruption of school activities or willful defiance			0	26

NOTE TO LEA: Please read instructions carefully. Do not photocopy hard copies of this form in order to collect data from individual school sites. Background, guidance, and a data input form (to collect data from school sites) are available at <http://www.cde.ca.gov/iss/umirs.asp>

Overall Total:	1	99
Violence/Drug Total:	1	60
Violence/Drug Rate (Violence/Drug Total ÷ Enrollment):	0.1%*	8.4%*
Total of Persistently Dangerous Expulsions Only:	0	N/A
Number of Non-Student Firearm Incidents:	0	0

Was school at risk of being designated "persistently dangerous" for 2008-09?	No	Was school at risk of being designated "persistently dangerous" for 2009-10?	No	Is school at risk of being designated "persistently dangerous" for 2010-11?	No
--	----	--	----	---	----

* If this reads 'N/A' it means that the enrollment figure is missing.
 2011-12 ConApp, Part I, page 20.1 Date: 06/09/2011

2010-11 School Reporting Form for UMIRS Data

Purpose: To collect student expulsion, suspension, and truancy information to satisfy ESEA requirements related to "persistently dangerous" schools and the uniform management information reporting system (UMIRS).

Agency: Riverside Unified
 CD code: 3 | 3 | 6 | 7 | 2 | 1 | 5
 School: William Howard Taft Elementary
 School Code: 6 | 1 | 0 | 7 | 9 | 5 | 7

CDE Contact: Stephanie Papas 916-445-8441 SPapas@cde.ca.gov

October 2010 CBEDS Enrollment:	717	Number of students with an unexcused absence of more than 30 minutes on 3 or more days:	284	Truancy Rate (Number at left + enrollment):	39.6%*
Ed Codes		Ed Code Text		Number of Expulsions	Number of Suspensions
48900.4		Related to harassment, threats, or intimidation		0	11
48915(a)(2)		Possession of any knife or other dangerous object of no reasonable use to the pupil		1	0

NOTE TO LEA: Please read Instructions carefully. Do not photocopy hard copies of this form in order to collect data from individual school sites. Background, guidance, and a data input form (to collect data from school sites) are available at <http://www.cde.ca.gov/ss/sse/umirs.asp>

Was school at risk of being designated "persistently dangerous" for 2008-09?	No	Was school at risk of being designated "persistently dangerous" for 2009-10?	No	Is school at risk of being designated "persistently dangerous" for 2010-11?	No
Overall Total:			1	99	
Violence/Drug Total:			1	60	
Violence/Drug Rate (Violence/Drug Total ÷ Enrollment):			0.1%*	8.4%*	
Total of Persistently Dangerous Expulsions Only:			0	N/A	
Number of Non-Student Firearm Incidents:			0		

* If this reads 'N/A' it means that the enrollment figure is missing.

2010-11 School Reporting Form for UMIRS Data

Purpose: To collect student expulsion, suspension, and truancy information to satisfy ESEA requirements related to "persistently dangerous" schools and the uniform management information reporting system (UMIRS).

CDE Contact: Stephanie Papas 916-445-8441 SPapas@cde.ca.gov

Agency: Riverside Unified
 CD code: 3 | 3 | 6 | 7 | 2 | 1 | 5
 School: Benjamin Franklin Elementary
 School Code: 6 | 1 | 0 | 9 | 0 | 1 | 1

Ed Codes	Ed Code Text	Number of Expulsions	Number of Suspensions
48900(a)(1)	Related to physical injury to another person	0	6
48900(a)(2)	Related to use of force or violence	0	1
48900(i)	Committed an obscene act or engaged in habitual profanity or vulgarity	0	2
48900(k)	Related to disruption of school activities or willfull defiance	0	9
48900.7	Related to terroristic threats	0	2

October 2010 CBEDS Enrollment:	778	Number of students with an unexcused absence of more than 30 minutes on 3 or more days:	179	Truancy Rate (Number at left + enrollment):	23.0%*
Was school at risk of being designated "persistently dangerous" for 2008-09?	No	Was school at risk of being designated "persistently dangerous" for 2009-10?	No	Is school at risk of being designated "persistently dangerous" for 2010-11?	No
NOTE TO LEA: Please read instructions carefully. Do not photocopy hard copies of this form in order to collect data from individual school sites. Background, guidance, and a data input form (to collect data from school sites) are available at http://www.cde.ca.gov/ss/se/umirs.asp					
Overall Total:		0	20		
Violence/Drug Total:		0	9		
Violence/Drug Rate (Violence/Drug Total ÷ Enrollment):		0.0%*	1.2%*		
Total of Persistently Dangerous Expulsions Only:		0	N/A		
Number of Non-Student Firearm Incidents:		0			

* If this reads 'N/A' it means that the enrollment figure is missing.

2010-11 School Reporting Form for UMIRS Data

Purpose: To collect student expulsion, suspension, and truancy information to satisfy ESEA requirements related to "persistently dangerous" schools and the uniform management information reporting system (UMIRS).

Agency: Riverside Unified
 CD code: 3 | 3 | 6 | 7 | 2 | 1 | 5
 School: Amelia Earhart Middle
 School Code: 6 | 1 | 1 | 2 | 6 | 6 | 8

CDE Contact: Stephanie Papas 916-445-8441 SPapas@cde.ca.gov

Ed Codes	Number of students with an unexcused absence of more than 30 minutes on 3 or more days:	Truancy Rate (Number at left + enrollment):	Number of Expulsions	Number of Suspensions
48900(a)(1)	1067	273	0	41
48900(b)	Related to physical injury to another person		0	2
48900(c)	Related to firearms, knives, explosive devices, etc.		0	4
48900(f)	Related to possession or sale of controlled substances, alcohol, or intoxicants.		0	5
48900(g)	Caused or attempted to cause damage to school property or private property		0	3
48900(i)	Stole or attempted to steal school property or private property		0	6
48900(k)	Committed an obscene act or engaged in habitual profanity or vulgarity		0	44
48900.2	Related to disruption of school activities or willfull defiance		0	1
	Related to sexual harassment		0	1

NOTE TO LEA: Please read instructions carefully. Do not photocopy hard copies of this form in order to collect data from individual school sites. Background, guidance, and a data input form (to collect data from school sites) are available at <http://www.cde.ca.gov/lss/ise/umirs.asp>

Overall Total:	0	106
Violence/Drug Total:	0	48
Violence/Drug Rate (Violence/Drug Total ÷ Enrollment):	0.0% *	4.5% *
Total of Persistently Dangerous Expulsions Only:	0	N/A
Number of Non-Student Firearm Incidents:	0	0

Was school at risk of being designated "persistently dangerous" for 2008-09?	No	Was school at risk of being designated "persistently dangerous" for 2009-10?	No	Is school at risk of being designated "persistently dangerous" for 2010-11?	No
--	----	--	----	---	----

* If this reads 'N/A' it means that the enrollment figure is missing.

2010-11 School Reporting Form for UMIRS Data

Purpose: To collect student expulsion, suspension, and truancy information to satisfy ESEA requirements related to "persistently dangerous" schools and the uniform management information reporting system (UMIRS).

CDE Contact: Stephanie Papas 916-445-8441 SPapas@cde.ca.gov

Agency: Riverside Unified
 CD code: 3 | 3 | 6 | 7 | 2 | 1 | 5
 School: Tomas Rivera Elementary
 School Code: 6 | 1 | 1 | 2 | 6 | 7 | 6

October 2010 CBEDS Enrollment:	733	Number of students with an unexcused absence of more than 30 minutes on 3 or more days:	121	Truancy Rate (Number at left + enrollment):	16.5%*
Ed Codes		Ed Code Text		Number of Expulsions	Number of Suspensions
48900(a)(1)		Related to physical injury to another person		0	15
48900(i)		Committed an obscene act or engaged in habitual profanity or vulgarity		0	2
48900(k)		Related to disruption of school activities or willful defiance		0	16
48900.4		Related to harassment, threats, or intimidation		0	3

NOTE TO LEA: Please read instructions carefully. Do not photocopy hard copies of this form in order to collect data from individual school sites. Background, guidance, and a data input form (to collect data from school sites) are available at <http://www.cde.ca.gov/ls/ss/se/umirs.asp>

Overall Total:	0	36
Violence/Drug Total:	0	18
Violence/Drug Rate (Violence/Drug Total ÷ Enrollment):	0.0%*	2.5%*
Total of Persistently Dangerous Expulsions Only:	0	N/A
Number of Non-Student Firearm Incidents:	0	

Was school at risk of being designated "persistently dangerous" for 2008-09?	No	Was school at risk of being designated "persistently dangerous" for 2009-10?	No	Is school at risk of being designated "persistently dangerous" for 2010-11?	No
--	----	--	----	---	----

* If this reads 'N/A' it means that the enrollment figure is missing.

2011-12 ConApp, Part I, page 20. 1 Date: 06/09/2011

2010-11 School Reporting Form for UMIRS Data

Purpose: To collect student expulsion, suspension, and truancy information to satisfy ESEA requirements related to "persistently dangerous" schools and the uniform management information reporting system (UMIRS).

Agency: Riverside Unified
 CD code: 3 | 3 | 6 | 7 | 2 | 1 | 5
 School: John F. Kennedy Elementary
 School Code: 6 | 1 | 2 | 0 | 0 | 7 | 5

CDE Contact: Stephanie Papas 916-445-8441 SPapas@cde.ca.gov

October 2010 CBEDS Enrollment:	1065	Number of students with an unexcused absence of more than 30 minutes on 3 or more days:	231	Truancy Rate (Number at left + enrollment):	21.7%*
Ed Codes		Ed Code Text		Number of Expulsions	Number of Suspensions
48900(a)(1)		Related to physical injury to another person		0	2
48900(b)		Related to firearms, knives, explosive devices, etc.		0	1

NOTE TO LEA: Please read instructions carefully. Do not photocopy hard copies of this form in order to collect data from individual school sites. Background, guidance, and a data input form (to collect data from school sites) are available at <http://www.cde.ca.gov/iss/se/umirs.asp>

Overall Total:	0		3
Violence/Drug Total:	0		3
Violence/Drug Rate (Violence/Drug Total ÷ Enrollment):	0.0%*		0.3%*
Total of Persistently Dangerous Expulsions Only:	0		N/A
Number of Non-Student Firearm Incidents:			0

Was school at risk of being designated "persistently dangerous" for 2008-09?	No	Was school at risk of being designated "persistently dangerous" for 2009-10?	No	Is school at risk of being designated "persistently dangerous" for 2010-11?	No
--	----	--	----	---	----

* If this reads 'N/A' it means that the enrollment figure is missing.

2010-11 School Reporting Form for Teacher and Paraprofessional Requirements

California Department of Education

Consolidated Application

Purpose: To collect school-level data, as required by the ESEA, about teachers funded by Title II funds in Class Size Reduction and teachers and instructional paraprofessionals in Title I, Part A, (Basic Grant) programs.

Agency: Riverside Unified															
CD code:	3	3	6	7	2	1	5	School: Lake Mathews Elementary							
School code:	0	1	0	0	5	4	5								

CDE Contacts: Jackie Rose 916-322-9503 JRose@cde.ca.gov (Section A)
 Stephanie Smith 916-319-0948 SSmith@cde.ca.gov (Section B and C)

A. Teachers in Class Size Reduction in 2010-11

1. Total number of teachers in 2010-11 in Class Size Reduction paid for with local, state and federal funds	18
2. Of the total in line 1, number paid with Title II funds	0
3. Number of teachers in line 1 who meet the ESEA teacher requirements	18

The school did NOT receive Title I, Part A for 2010-11.

If this box is checked, this page is now complete. If not checked, complete sections B and C.

B. New Teachers Hired Into Title I Funded Programs in 2010-11

1. Total number of Title I teachers including Schoolwide and Targeted Assistance	0
2. Number of these teachers who did not meet the ESEA teacher requirements	0

C. ESEA Compliant Paraprofessionals in 2010-11 (Complete items 1-4 if either of the bottom two boxes are checked)

- The school is NOT using Title I, Part A funds to employ paraprofessionals to assist in instruction in 2010-11.
- The school uses Title I, Part A funds to employ paraprofessionals to assist in instruction in Title I Targeted Assistance Programs.
- The school uses paraprofessionals to assist in instruction in Schoolwide Title I Schools.

1. Number of FTE paraprofessionals in Title I schools	0.00
2. Number of these FTE paraprofessionals who meet the ESEA requirements	0.00
3. Percentage of these FTE paraprofessionals who meet the ESEA requirements	0.00%
4. Target percentage for June 30, 2011	100%

2010-11 School Reporting Form for Teacher and Paraprofessional Requirements

California Department of Education

Consolidated Application

Purpose: To collect school-level data, as required by the ESEA, about teachers funded by Title II funds in Class Size Reduction and teachers and instructional paraprofessionals in Title I, Part A, (Basic Grant) programs.

Agency: Riverside Unified																				
CD code:	3	3	6	7	2	1	5													
School: Patricia Beatty Elementary																				
School code:	0	1	1	4	1	8	1													

CDE Contacts: Jackie Rose 916-322-9503 JRose@cde.ca.gov (Section A)
 Stephanie Smith 916-319-0948 SSmith@cde.ca.gov (Section B and C)

A. Teachers in Class Size Reduction in 2010-11

1. Total number of teachers in 2010-11 in Class Size Reduction paid for with local, state and federal funds	14
2. Of the total in line 1, number paid with Title II funds	0
3. Number of teachers in line 1 who meet the ESEA teacher requirements	14

The school did NOT receive Title I, Part A for 2010-11.

If this box is checked, this page is now complete. If not checked, complete sections B and C.

B. New Teachers Hired Into Title I Funded Programs in 2010-11

1. Total number of Title I teachers including Schoolwide and Targeted Assistance	0
2. Number of these teachers who did not meet the ESEA teacher requirements	0

C. ESEA Compliant Paraprofessionals in 2010-11 (Complete items 1-4 if either of the bottom two boxes are checked)

The school is NOT using Title I, Part A funds to employ paraprofessionals to assist in instruction in 2010-11.

The school uses Title I, Part A funds to employ paraprofessionals to assist in instruction in Title I Targeted Assistance Programs.

The school uses paraprofessionals to assist in instruction in Schoolwide Title I Schools.

1. Number of FTE paraprofessionals in Title I schools	0.00
2. Number of these FTE paraprofessionals who meet the ESEA requirements	0.00
3. Percentage of these FTE paraprofessionals who meet the ESEA requirements	0.00%
4. Target percentage for June 30, 2011	100%

2010-11 School Reporting Form for Teacher and Paraprofessional Requirements

California Department of Education

Consolidated Application

Purpose: To collect school-level data, as required by the ESEA, about teachers funded by Title II funds in Class Size Reduction and teachers and instructional paraprofessionals in Title I, Part A, (Basic Grant) programs.

Agency: Riverside Unified											
CD code:	3	3	6	7	2	1	5				
School: Riverside Virtual											
School code:	0	1	1	5	7	0	9				

CDE Contacts: Jackie Rose 916-322-9503 JRose@cde.ca.gov (Section A)
 Stephanie Smith 916-319-0948 SSmith@cde.ca.gov (Section B and C)

A. Teachers in Class Size Reduction in 2010-11

1. Total number of teachers in 2010-11 in Class Size Reduction paid for with local, state and federal funds	0
2. Of the total in line 1, number paid with Title II funds	0
3. Number of teachers in line 1 who meet the ESEA teacher requirements	0

The school did NOT receive Title I, Part A for 2010-11.

If this box is checked, this page is now complete. If not checked, complete sections B and C.

B. New Teachers Hired Into Title I Funded Programs in 2010-11

1. Total number of Title I teachers including Schoolwide and Targeted Assistance	0
2. Number of these teachers who did not meet the ESEA teacher requirements	0

C. ESEA Compliant Paraprofessionals in 2010-11 (Complete items 1-4 if either of the bottom two boxes are checked)

- The school is NOT using Title I, Part A funds to employ paraprofessionals to assist in instruction in 2010-11.
 The school uses Title I, Part A funds to employ paraprofessionals to assist in instruction in Title I Targeted Assistance Programs.
 The school uses paraprofessionals to assist in instruction in Schoolwide Title I Schools.

1. Number of FTE paraprofessionals in Title I schools	0.00
2. Number of these FTE paraprofessionals who meet the ESEA requirements	0.00
3. Percentage of these FTE paraprofessionals who meet the ESEA requirements	0.00%
4. Target percentage for June 30, 2011	100%

2010-11 School Reporting Form for Teacher and Paraprofessional Requirements

California Department of Education

Consolidated Application

Purpose: To collect school-level data, as required by the ESEA, about teachers funded by Title II funds in Class Size Reduction and teachers and instructional paraprofessionals in Title I, Part A, (Basic Grant) programs.

Agency: Riverside Unified											
CD code:	3	3	6	7	2	1	5				
School: Frank Augustus Miller Middle											
School code:	0	1	1	9	1	8	0				

CDE Contacts: Jackie Rose 916-322-9503 JRose@cde.ca.gov (Section A)
 Stephanie Smith 916-319-0948 SSmith@cde.ca.gov (Section B and C)

A. Teachers in Class Size Reduction in 2010-11

- Total number of teachers in 2010-11 in Class Size Reduction paid for with local, state and federal funds 0
- Of the total in line 1, number paid with Title II funds 0
- Number of teachers in line 1 who meet the ESEA teacher requirements 0

The school did NOT receive Title I, Part A for 2010-11.

If this box is checked, this page is now complete. If not checked, complete sections B and C.

B. New Teachers Hired Into Title I Funded Programs in 2010-11

- Total number of Title I teachers including Schoolwide and Targeted Assistance 0
- Number of these teachers who did not meet the ESEA teacher requirements 0

C. ESEA Compliant Paraprofessionals in 2010-11 (Complete items 1-4 if either of the bottom two boxes are checked)

- The school is NOT using Title I, Part A funds to employ paraprofessionals to assist in instruction in 2010-11.
- The school uses Title I, Part A funds to employ paraprofessionals to assist in instruction in Title I Targeted Assistance Programs.
- The school uses paraprofessionals to assist in instruction in Schoolwide Title I Schools.

- Number of FTE paraprofessionals in Title I schools 0.00
- Number of these FTE paraprofessionals who meet the ESEA requirements 0.00
- Percentage of these FTE paraprofessionals who meet the ESEA requirements 0.00%
- Target percentage for June 30, 2011 100%

38

2010-11 School Reporting Form for Teacher and Paraprofessional Requirements

California Department of Education

Consolidated Application

Purpose: To collect school-level data, as required by the ESEA, about teachers funded by Title II funds in Class Size Reduction and teachers and instructional paraprofessionals in Title I, Part A, (Basic Grant) programs.

Agency: Riverside Unified	3	3	6	7	2	1	5
CD code:	3	3	6	7	2	1	5
School: Summit View Independent Study	3	3	3	0	3	6	2
School code:	3	3	3	0	3	6	2

CDE Contacts: Jackie Rose 916-322-9503 JRose@cde.ca.gov (Section A)
 Stephanie Smith 916-319-0948 SSmith@cde.ca.gov (Section B and C)

A. Teachers in Class Size Reduction in 2010-11

1. Total number of teachers in 2010-11 in Class Size Reduction paid for with local, state and federal funds	0
2. Of the total in line 1, number paid with Title II funds	0
3. Number of teachers in line 1 who meet the ESEA teacher requirements	0

The school did NOT receive Title I, Part A for 2010-11.
 If this box is checked, this page is now complete. If not checked, complete sections B and C.

B. New Teachers Hired Into Title I Funded Programs in 2010-11

1. Total number of Title I teachers including Schoolwide and Targeted Assistance	0
2. Number of these teachers who did not meet the ESEA teacher requirements	0

C. ESEA Compliant Paraprofessionals in 2010-11 (Complete items 1-4 if either of the bottom two boxes are checked)

The school is NOT using Title I, Part A funds to employ paraprofessionals to assist in instruction in 2010-11.
 The school uses Title I, Part A funds to employ paraprofessionals to assist in instruction in Title I Targeted Assistance Programs.
 The school uses paraprofessionals to assist in instruction in Schoolwide Title I Schools.

1. Number of FTE paraprofessionals in Title I schools	0.00
2. Number of these FTE paraprofessionals who meet the ESEA requirements	0.00
3. Percentage of these FTE paraprofessionals who meet the ESEA requirements	0.00%
4. Target percentage for June 30, 2011	100%

2010-11 School Reporting Form for Teacher and Paraprofessional Requirements

California Department of Education

Consolidated Application

Purpose: To collect school-level data, as required by the ESEA, about teachers funded by Title II funds in Class Size Reduction and teachers and instructional paraprofessionals in Title I, Part A, (Basic Grant) programs.

Agency: Riverside Unified											
CD code:	3	3	6	7	2	1	5				
School: Opportunity Program											
School code:	3	3	3	0	5	1	1				

CDE Contacts: Jackie Rose 916-322-9503 JRose@cde.ca.gov (Section A)
 Stephanie Smith 916-319-0948 SSmith@cde.ca.gov (Section B and C)

A. Teachers in Class Size Reduction in 2010-11

1. Total number of teachers in 2010-11 in Class Size Reduction paid for with local, state and federal funds	0
2. Of the total in line 1, number paid with Title II funds	0
3. Number of teachers in line 1 who meet the ESEA teacher requirements	0

The school did NOT receive Title I, Part A for 2010-11.

If this box is checked, this page is now complete. If not checked, complete sections B and C.

B. New Teachers Hired Into Title I Funded Programs in 2010-11

1. Total number of Title I teachers including Schoolwide and Targeted Assistance	0
2. Number of these teachers who did not meet the ESEA teacher requirements	0

C. ESEA Compliant Paraprofessionals in 2010-11 (Complete items 1-4 if either of the bottom two boxes are checked)

<input checked="" type="checkbox"/> The school is NOT using Title I, Part A funds to employ paraprofessionals to assist in instruction in 2010-11.	
<input type="checkbox"/> The school uses Title I, Part A funds to employ paraprofessionals to assist in instruction in Title I Targeted Assistance Programs.	
<input type="checkbox"/> The school uses paraprofessionals to assist in instruction in Schoolwide Title I Schools.	
1. Number of FTE paraprofessionals in Title I schools	0.00
2. Number of these FTE paraprofessionals who meet the ESEA requirements	0.00
3. Percentage of these FTE paraprofessionals who meet the ESEA requirements	0.00%
4. Target percentage for June 30, 2011	100%

2010-11 School Reporting Form for Teacher and Paraprofessional Requirements

California Department of Education

Consolidated Application

Purpose: To collect school-level data, as required by the ESEA, about teachers funded by Title II funds in Class Size Reduction and teachers and instructional paraprofessionals in Title I, Part A, (Basic Grant) programs.

Agency: Riverside Unified													
CD code:	3	3	6	7	2	1	5	School: Raincross High (Continuation)					
School code:	3	3	3	0	6	7	7						

CDE Contacts: Jackie Rose 916-322-9503 JRose@cde.ca.gov (Section A)
 Stephanie Smith 916-319-0948 SSmith@cde.ca.gov (Section B and C)

A. Teachers in Class Size Reduction in 2010-11

1. Total number of teachers in 2010-11 in Class Size Reduction paid for with local, state and federal funds	0
2. Of the total in line 1, number paid with Title II funds	0
3. Number of teachers in line 1 who meet the ESEA teacher requirements	0

The school did NOT receive Title I, Part A for 2010-11.
 If this box is checked, this page is now complete. If not checked, complete sections B and C.

B. New Teachers Hired Into Title I Funded Programs in 2010-11

1. Total number of Title I teachers including Schoolwide and Targeted Assistance	0
2. Number of these teachers who did not meet the ESEA teacher requirements	0

C. ESEA Compliant Paraprofessionals in 2010-11 (Complete items 1-4 if either of the bottom two boxes are checked)

The school is NOT using Title I, Part A funds to employ paraprofessionals to assist in instruction in 2010-11.
 The school uses Title I, Part A funds to employ paraprofessionals to assist in instruction in Title I Targeted Assistance Programs.
 The school uses paraprofessionals to assist in instruction in Schoolwide Title I Schools.

1. Number of FTE paraprofessionals in Title I schools	0.00
2. Number of these FTE paraprofessionals who meet the ESEA requirements	0.00
3. Percentage of these FTE paraprofessionals who meet the ESEA requirements	0.00%
4. Target percentage for June 30, 2011	100%

2010-11 School Reporting Form for Teacher and Paraprofessional Requirements

California Department of Education

Consolidated Application

Purpose: To collect school-level data, as required by the ESEA, about teachers funded by Title II funds in Class Size Reduction and teachers and instructional paraprofessionals in Title I, Part A, (Basic Grant) programs.

Agency: Riverside Unified											
CD code:	3	3	6	7	2	1	5				
School: Martin Luther King Jr. High											
School code:	3	3	3	0	8	5	9				

CDE Contacts: Jackie Rose 916-322-9503 JRose@cde.ca.gov (Section A)
 Stephanie Smith 916-319-0948 SSmith@cde.ca.gov (Section B and C)

A. Teachers in Class Size Reduction in 2010-11

- Total number of teachers in 2010-11 in Class Size Reduction paid for with local, state and federal funds 0
- Of the total in line 1, number paid with Title II funds 0
- Number of teachers in line 1 who meet the ESEA teacher requirements 0

The school did NOT receive Title I, Part A for 2010-11.

If this box is checked, this page is now complete. If not checked, complete sections B and C.

B. New Teachers Hired Into Title I Funded Programs in 2010-11

- Total number of Title I teachers including Schoolwide and Targeted Assistance 0
- Number of these teachers who did not meet the ESEA teacher requirements 0

C. ESEA Compliant Paraprofessionals in 2010-11 (Complete items 1-4 if either of the bottom two boxes are checked)

- The school is NOT using Title I, Part A funds to employ paraprofessionals to assist in instruction in 2010-11.
 The school uses Title I, Part A funds to employ paraprofessionals to assist in instruction in Title I Targeted Assistance Programs.
 The school uses paraprofessionals to assist in instruction in Schoolwide Title I Schools.

- Number of FTE paraprofessionals in Title I schools 0.00
- Number of these FTE paraprofessionals who meet the ESEA requirements 0.00
- Percentage of these FTE paraprofessionals who meet the ESEA requirements 0.00%
- Target percentage for June 30, 2011 100%

2010-11 School Reporting Form for Teacher and Paraprofessional Requirements

California Department of Education

Consolidated Application

Purpose: To collect school-level data, as required by the ESEA, about teachers funded by Title II funds in Class Size Reduction and teachers and instructional paraprofessionals in Title I, Part A, (Basic Grant) programs.

Agency: Riverside Unified										
CD code:	3	3	6	7	2	1	5			
School: John W. North High										
School code:	3	3	3	4	4	0	6			

CDE Contacts: Jackie Rose 916-322-9503 JRose@cde.ca.gov (Section A)
 Stephanie Smith 916-319-0948 SSmith@cde.ca.gov (Section B and C)

A. Teachers in Class Size Reduction in 2010-11

1. Total number of teachers in 2010-11 in Class Size Reduction paid for with local, state and federal funds	0
2. Of the total in line 1, number paid with Title II funds	0
3. Number of teachers in line 1 who meet the ESEA teacher requirements	0

The school did NOT receive Title I, Part A for 2010-11.

If this box is checked, this page is now complete. If not checked, complete sections B and C.

B. New Teachers Hired Into Title I Funded Programs in 2010-11

1. Total number of Title I teachers including Schoolwide and Targeted Assistance	0
2. Number of these teachers who did not meet the ESEA teacher requirements	0

C. ESEA Compliant Paraprofessionals in 2010-11 (Complete items 1-4 if either of the bottom two boxes are checked)

The school is NOT using Title I, Part A funds to employ paraprofessionals to assist in instruction in 2010-11.
 The school uses Title I, Part A funds to employ paraprofessionals to assist in instruction in Title I Targeted Assistance Programs.
 The school uses paraprofessionals to assist in instruction in Schoolwide Title I Schools.

1. Number of FTE paraprofessionals in Title I schools	0.00
2. Number of these FTE paraprofessionals who meet the ESEA requirements	0.00
3. Percentage of these FTE paraprofessionals who meet the ESEA requirements	0.00%
4. Target percentage for June 30, 2011	100%

2010-11 School Reporting Form for Teacher and Paraprofessional Requirements

California Department of Education

Consolidated Application

Purpose: To collect school-level data, as required by the ESEA, about teachers funded by Title II funds in Class Size Reduction and teachers and instructional paraprofessionals in Title I, Part A, (Basic Grant) programs.

Agency: Riverside Unified	3	3	6	7	2	1	5
CD code:	3	3	6	7	2	1	5
School: Polytechnic High	3	3	3	6	2	3	7
School code:	3	3	3	6	2	3	7

CDE Contacts: Jackie Rose 916-322-9503 JRose@cde.ca.gov (Section A)
 Stephanie Smith 916-319-0948 SSmith@cde.ca.gov (Section B and C)

A. Teachers in Class Size Reduction in 2010-11

1. Total number of teachers in 2010-11 in Class Size Reduction paid for with local, state and federal funds	0
2. Of the total in line 1, number paid with Title II funds	0
3. Number of teachers in line 1 who meet the ESEA teacher requirements	0

The school did NOT receive Title I, Part A for 2010-11.

If this box is checked, this page is now complete. If not checked, complete sections B and C.

B. New Teachers Hired Into Title I Funded Programs in 2010-11

1. Total number of Title I teachers including Schoolwide and Targeted Assistance	0
2. Number of these teachers who did not meet the ESEA teacher requirements	0

C. ESEA Compliant Paraprofessionals in 2010-11 (Complete items 1-4 if either of the bottom two boxes are checked)

The school is NOT using Title I, Part A funds to employ paraprofessionals to assist in instruction in 2010-11.

The school uses Title I, Part A funds to employ paraprofessionals to assist in instruction in Title I Targeted Assistance Programs.

The school uses paraprofessionals to assist in instruction in Schoolwide Title I Schools.

1. Number of FTE paraprofessionals in Title I schools	0.00
2. Number of these FTE paraprofessionals who meet the ESEA requirements	0.00
3. Percentage of these FTE paraprofessionals who meet the ESEA requirements	0.00%
4. Target percentage for June 30, 2011	100%

2010-11 School Reporting Form for Teacher and Paraprofessional Requirements

California Department of Education

Consolidated Application

Purpose: To collect school-level data, as required by the ESEA, about teachers funded by Title II funds in Class Size Reduction and teachers and instructional paraprofessionals in Title I, Part A, (Basic Grant) programs.

Agency: Riverside Unified											
CD code:	3	3	6	7	2	1	5				
School: Ramona High											
School code:	3	3	3	6	4	9	2				

CDE Contacts: Jackie Rose 916-322-9503 JRose@cde.ca.gov (Section A)
 Stephanie Smith 916-319-0948 SSmith@cde.ca.gov (Section B and C)

A. Teachers in Class Size Reduction in 2010-11

1. Total number of teachers in 2010-11 in Class Size Reduction paid for with local, state and federal funds	0
2. Of the total in line 1, number paid with Title II funds	0
3. Number of teachers in line 1 who meet the ESEA teacher requirements	0

The school did NOT receive Title I, Part A for 2010-11.

If this box is checked, this page is now complete. If not checked, complete sections B and C.

B. New Teachers Hired Into Title I Funded Programs in 2010-11

1. Total number of Title I teachers including Schoolwide and Targeted Assistance	0
2. Number of these teachers who did not meet the ESEA teacher requirements	0

C. ESEA Compliant Paraprofessionals in 2010-11 (Complete items 1-4 if either of the bottom two boxes are checked)

- The school is NOT using Title I, Part A funds to employ paraprofessionals to assist in instruction in 2010-11.
- The school uses Title I, Part A funds to employ paraprofessionals to assist in instruction in Title I Targeted Assistance Programs.
- The school uses paraprofessionals to assist in instruction in Schoolwide Title I Schools.

1. Number of FTE paraprofessionals in Title I schools	0.00
2. Number of these FTE paraprofessionals who meet the ESEA requirements	0.00
3. Percentage of these FTE paraprofessionals who meet the ESEA requirements	0.00%
4. Target percentage for June 30, 2011	100%

2010-11 School Reporting Form for Teacher and Paraprofessional Requirements

California Department of Education

Consolidated Application

Purpose: To collect school-level data, as required by the ESEA, about teachers funded by Title II funds in Class Size Reduction and teachers and instructional paraprofessionals in Title I, Part A, (Basic Grant) programs.

Agency: Riverside Unified										
CD code:	3	3	6	7	2	1	5			
School: Abraham Lincoln Continuation										
School code:	3	3	3	6	9	5	5			

CDE Contacts: Jackie Rose 916-322-9503 JRose@cde.ca.gov (Section A)
 Stephanie Smith 916-319-0948 SSmith@cde.ca.gov (Section B and C)

A. Teachers in Class Size Reduction in 2010-11

1. Total number of teachers in 2010-11 in Class Size Reduction paid for with local, state and federal funds	0
2. Of the total in line 1, number paid with Title II funds	0
3. Number of teachers in line 1 who meet the ESEA teacher requirements	0

The school did NOT receive Title I, Part A for 2010-11.

If this box is checked, this page is now complete. If not checked, complete sections B and C.

B. New Teachers Hired Into Title I Funded Programs in 2010-11

1. Total number of Title I teachers including Schoolwide and Targeted Assistance	0
2. Number of these teachers who did not meet the ESEA teacher requirements	0

C. ESEA Compliant Paraprofessionals in 2010-11 (Complete items 1-4 if either of the bottom two boxes are checked)

The school is NOT using Title I, Part A funds to employ paraprofessionals to assist in instruction in 2010-11.
 The school uses Title I, Part A funds to employ paraprofessionals to assist in instruction in Title I Targeted Assistance Programs.
 The school uses paraprofessionals to assist in instruction in Schoolwide Title I Schools.

1. Number of FTE paraprofessionals in Title I schools	0.00
2. Number of these FTE paraprofessionals who meet the ESEA requirements	0.00
3. Percentage of these FTE paraprofessionals who meet the ESEA requirements	0.00%
4. Target percentage for June 30, 2011	100%

2010-11 School Reporting Form for Teacher and Paraprofessional Requirements

California Department of Education

Consolidated Application

Purpose: To collect school-level data, as required by the ESEA, about teachers funded by Title II funds in Class Size Reduction and teachers and instructional paraprofessionals in Title I, Part A, (Basic Grant) programs.

Agency: Riverside Unified											
CD code:	3	3	6	7	2	1	5				
School: Adams Elementary											
School code:	6	0	3	2	5	2	8				

CDE Contacts: Jackie Rose 916-322-9503 JRose@cde.ca.gov (Section A)
 Stephanie Smith 916-319-0948 SSmith@cde.ca.gov (Section B and C)

A. Teachers in Class Size Reduction in 2010-11

1. Total number of teachers in 2010-11 in Class Size Reduction paid for with local, state and federal funds	11
2. Of the total in line 1, number paid with Title II funds	0
3. Number of teachers in line 1 who meet the ESEA teacher requirements	11

The school did NOT receive Title I, Part A for 2010-11.

If this box is checked, this page is now complete. If not checked, complete sections B and C.

B. New Teachers Hired Into Title I Funded Programs in 2010-11

1. Total number of Title I teachers including Schoolwide and Targeted Assistance	0
2. Number of these teachers who did not meet the ESEA teacher requirements	0

C. ESEA Compliant Paraprofessionals in 2010-11 (Complete items 1-4 if either of the bottom two boxes are checked)

<input type="checkbox"/> The school is NOT using Title I, Part A funds to employ paraprofessionals to assist in instruction in 2010-11.	
<input type="checkbox"/> The school uses Title I, Part A funds to employ paraprofessionals to assist in instruction in Title I Targeted Assistance Programs.	
<input checked="" type="checkbox"/> The school uses paraprofessionals to assist in instruction in Schoolwide Title I Schools.	
1. Number of FTE paraprofessionals in Title I schools	1.00
2. Number of these FTE paraprofessionals who meet the ESEA requirements	1.00
3. Percentage of these FTE paraprofessionals who meet the ESEA requirements	100.00%
4. Target percentage for June 30, 2011	100%

2010-11 School Reporting Form for Teacher and Paraprofessional Requirements

California Department of Education

Consolidated Application

Purpose: To collect school-level data, as required by the ESEA, about teachers funded by Title II funds in Class Size Reduction and teachers and instructional paraprofessionals in Title I, Part A, (Basic Grant) programs.

Agency: Riverside Unified											
CD code:	3	3	6	7	2	1	5				
School: Alcott Elementary											
School code:	6	0	3	2	5	3	6				

CDE Contacts: Jackie Rose 916-322-9503 JRose@cde.ca.gov (Section A)
 Stephanie Smith 916-319-0948 SSmith@cde.ca.gov (Section B and C)

A. Teachers in Class Size Reduction in 2010-11

1. Total number of teachers in 2010-11 in Class Size Reduction paid for with local, state and federal funds	17
2. Of the total in line 1, number paid with Title II funds	0
3. Number of teachers in line 1 who meet the ESEA teacher requirements	17

The school did NOT receive Title I, Part A for 2010-11.

If this box is checked, this page is now complete. If not checked, complete sections B and C.

B. New Teachers Hired Into Title I Funded Programs in 2010-11

1. Total number of Title I teachers including Schoolwide and Targeted Assistance	0
2. Number of these teachers who did not meet the ESEA teacher requirements	0

C. ESEA Compliant Paraprofessionals in 2010-11 (Complete items 1-4 if either of the bottom two boxes are checked)

- The school is NOT using Title I, Part A funds to employ paraprofessionals to assist in instruction in 2010-11.
- The school uses Title I, Part A funds to employ paraprofessionals to assist in instruction in Title I Targeted Assistance Programs.
- The school uses paraprofessionals to assist in instruction in Schoolwide Title I Schools.

1. Number of FTE paraprofessionals in Title I schools	0.00
2. Number of these FTE paraprofessionals who meet the ESEA requirements	0.00
3. Percentage of these FTE paraprofessionals who meet the ESEA requirements	0.00%
4. Target percentage for June 30, 2011	100%

2010-11 School Reporting Form for Teacher and Paraprofessional Requirements

California Department of Education

Consolidated Application

Purpose: To collect school-level data, as required by the ESEA, about teachers funded by Title II funds in Class Size Reduction and teachers and instructional paraprofessionals in Title I, Part A, (Basic Grant) programs.

Agency: Riverside Unified											
CD code:	3	3	6	7	2	1	5				
School: Bryant Elementary											
School code:	6	0	3	2	5	4	4				

CDE Contacts: Jackie Rose 916-322-9503 JRose@cde.ca.gov (Section A)
 Stephanie Smith 916-319-0948 SSmith@cde.ca.gov (Section B and C)

A. Teachers in Class Size Reduction in 2010-11

1. Total number of teachers in 2010-11 in Class Size Reduction paid for with local, state and federal funds	7
2. Of the total in line 1, number paid with Title II funds	0
3. Number of teachers in line 1 who meet the ESEA teacher requirements	7
<input type="checkbox"/> The school did NOT receive Title I, Part A for 2010-11.	
If this box is checked, this page is now complete. If not checked, complete sections B and C.	

B. New Teachers Hired Into Title I Funded Programs in 2010-11

1. Total number of Title I teachers including Schoolwide and Targeted Assistance	0
2. Number of these teachers who did not meet the ESEA teacher requirements	0

C. ESEA Compliant Paraprofessionals in 2010-11 (Complete items 1-4 if either of the bottom two boxes are checked)

<input checked="" type="checkbox"/> The school is NOT using Title I, Part A funds to employ paraprofessionals to assist in instruction in 2010-11.	
<input type="checkbox"/> The school uses Title I, Part A funds to employ paraprofessionals to assist in instruction in Title I Targeted Assistance Programs.	
<input type="checkbox"/> The school uses paraprofessionals to assist in instruction in Schoolwide Title I Schools.	
1. Number of FTE paraprofessionals in Title I schools	0.00
2. Number of these FTE paraprofessionals who meet the ESEA requirements	0.00
3. Percentage of these FTE paraprofessionals who meet the ESEA requirements	0.00%
4. Target percentage for June 30, 2011	100%

2010-11 School Reporting Form for Teacher and Paraprofessional Requirements

California Department of Education

Consolidated Application

Purpose: To collect school-level data, as required by the ESEA, about teachers funded by Title II funds in Class Size Reduction and teachers and instructional paraprofessionals in Title I, Part A, (Basic Grant) programs.

Agency: Riverside Unified											
CD code:	3	3	6	7	2	1	5				
School: Castle View Elementary											
School code:	6	0	3	2	5	6	9				

CDE Contacts: Jackie Rose 916-322-9503 JRose@cde.ca.gov (Section A)
 Stephanie Smith 916-319-0948 SSmith@cde.ca.gov (Section B and C)

A. Teachers in Class Size Reduction in 2010-11

1. Total number of teachers in 2010-11 in Class Size Reduction paid for with local, state and federal funds	11
2. Of the total in line 1, number paid with Title II funds	0
3. Number of teachers in line 1 who meet the ESEA teacher requirements	11

The school did NOT receive Title I, Part A for 2010-11.
 If this box is checked, this page is now complete. If not checked, complete sections B and C.

B. New Teachers Hired Into Title I Funded Programs in 2010-11

1. Total number of Title I teachers including Schoolwide and Targeted Assistance	0
2. Number of these teachers who did not meet the ESEA teacher requirements	0

C. ESEA Compliant Paraprofessionals in 2010-11 (Complete items 1-4 if either of the bottom two boxes are checked)

The school is NOT using Title I, Part A funds to employ paraprofessionals to assist in instruction in 2010-11.
 The school uses Title I, Part A funds to employ paraprofessionals to assist in instruction in Title I Targeted Assistance Programs.
 The school uses paraprofessionals to assist in instruction in Schoolwide Title I Schools.

1. Number of FTE paraprofessionals in Title I schools	0.00
2. Number of these FTE paraprofessionals who meet the ESEA requirements	0.00
3. Percentage of these FTE paraprofessionals who meet the ESEA requirements	0.00%
4. Target percentage for June 30, 2011	100%

2010-11 School Reporting Form for Teacher and Paraprofessional Requirements

California Department of Education

Consolidated Application

Purpose: To collect school-level data, as required by the ESEA, about teachers funded by Title II funds in Class Size Reduction and teachers and instructional paraprofessionals in Title I, Part A, (Basic Grant) programs.

Agency: Riverside Unified											
CD code:	3	3	6	7	2	1	5				
School: Emerson Elementary											
School code:	6	0	3	2	5	7	7				

CDE Contacts: Jackie Rose 916-322-9503 JRose@cde.ca.gov (Section A)
 Stephanie Smith 916-319-0948 SSmith@cde.ca.gov (Section B and C)

A. Teachers in Class Size Reduction in 2010-11

1. Total number of teachers in 2010-11 in Class Size Reduction paid for with local, state and federal funds	13
2. Of the total in line 1, number paid with Title II funds	0
3. Number of teachers in line 1 who meet the ESEA teacher requirements	13

The school did NOT receive Title I, Part A for 2010-11.
 If this box is checked, this page is now complete. If not checked, complete sections B and C.

B. New Teachers Hired Into Title I Funded Programs in 2010-11

1. Total number of Title I teachers including Schoolwide and Targeted Assistance	0
2. Number of these teachers who did not meet the ESEA teacher requirements	0

C. ESEA Compliant Paraprofessionals in 2010-11 (Complete items 1-4 if either of the bottom two boxes are checked)

- The school is NOT using Title I, Part A funds to employ paraprofessionals to assist in instruction in 2010-11.
- The school uses Title I, Part A funds to employ paraprofessionals to assist in instruction in Title I Targeted Assistance Programs.
- The school uses paraprofessionals to assist in instruction in Schoolwide Title I Schools.

1. Number of FTE paraprofessionals in Title I schools	2.00
2. Number of these FTE paraprofessionals who meet the ESEA requirements	2.00
3. Percentage of these FTE paraprofessionals who meet the ESEA requirements	100.00%
4. Target percentage for June 30, 2011	100%

2010-11 School Reporting Form for Teacher and Paraprofessional Requirements

California Department of Education

Consolidated Application

Purpose: To collect school-level data, as required by the ESEA, about teachers funded by Title II funds in Class Size Reduction and teachers and instructional paraprofessionals in Title I, Part A, (Basic Grant) programs.

Agency: Riverside Unified											
CD code:	3	3	6	7	2	1	5				
School: Fremont Elementary											
School code:	6	0	3	2	5	8	5				

CDE Contacts: Jackie Rose 916-322-9503 JRose@cde.ca.gov (Section A)
 Stephanie Smith 916-319-0948 SSmith@cde.ca.gov (Section B and C)

A. Teachers in Class Size Reduction in 2010-11

- Total number of teachers in 2010-11 in Class Size Reduction paid for with local, state and federal funds 12
- Of the total in line 1, number paid with Title II funds 0
- Number of teachers in line 1 who meet the ESEA teacher requirements 12

The school did NOT receive Title I, Part A for 2010-11.

If this box is checked, this page is now complete. If not checked, complete sections B and C.

B. New Teachers Hired Into Title I Funded Programs in 2010-11

- Total number of Title I teachers including Schoolwide and Targeted Assistance 0
- Number of these teachers who did not meet the ESEA teacher requirements 0

C. ESEA Compliant Paraprofessionals in 2010-11 (Complete items 1-4 if either of the bottom two boxes are checked)

The school is NOT using Title I, Part A funds to employ paraprofessionals to assist in instruction in 2010-11.

The school uses Title I, Part A funds to employ paraprofessionals to assist in instruction in Title I Targeted Assistance Programs.

The school uses paraprofessionals to assist in instruction in Schoolwide Title I Schools.

- Number of FTE paraprofessionals in Title I schools 1.00
- Number of these FTE paraprofessionals who meet the ESEA requirements 1.00
- Percentage of these FTE paraprofessionals who meet the ESEA requirements 100.00%
- Target percentage for June 30, 2011 100%

2010-11 School Reporting Form for Teacher and Paraprofessional Requirements

California Department of Education Consolidated Application

Purpose: To collect school-level data, as required by the ESEA, about teachers funded by Title II funds in Class Size Reduction and teachers and instructional paraprofessionals in Title I, Part A, (Basic Grant) programs.

Agency: Riverside Unified	3	3	6	7	2	1	5
CD code:	6	0	3	2	6	0	1
School: Harrison Elementary	6	0	3	2	6	0	1
School code:	6	0	3	2	6	0	1

CDE Contacts: Jackie Rose 916-322-9503 JRose@cde.ca.gov (Section A)
 Stephanie Smith 916-319-0948 SSmith@cde.ca.gov (Section B and C)

A. Teachers in Class Size Reduction in 2010-11

1. Total number of teachers in 2010-11 in Class Size Reduction paid for with local, state and federal funds	13
2. Of the total in line 1, number paid with Title II funds	0
3. Number of teachers in line 1 who meet the ESEA teacher requirements	13

The school did NOT receive Title I, Part A for 2010-11.
 If this box is checked, this page is now complete. If not checked, complete sections B and C.

B. New Teachers Hired Into Title I Funded Programs in 2010-11

1. Total number of Title I teachers including Schoolwide and Targeted Assistance	0
2. Number of these teachers who did not meet the ESEA teacher requirements	0

C. ESEA Compliant Paraprofessionals in 2010-11 (Complete items 1-4 if either of the bottom two boxes are checked)

- The school is NOT using Title I, Part A funds to employ paraprofessionals to assist in instruction in 2010-11.
- The school uses Title I, Part A funds to employ paraprofessionals to assist in instruction in Title I Targeted Assistance Programs.
- The school uses paraprofessionals to assist in instruction in Schoolwide Title I Schools.

1. Number of FTE paraprofessionals in Title I schools	0.00
2. Number of these FTE paraprofessionals who meet the ESEA requirements	0.00
3. Percentage of these FTE paraprofessionals who meet the ESEA requirements	0.00%
4. Target percentage for June 30, 2011	100%

2010-11 School Reporting Form for Teacher and Paraprofessional Requirements

California Department of Education

Consolidated Application

Purpose: To collect school-level data, as required by the ESEA, about teachers funded by Title II funds in Class Size Reduction and teachers and instructional paraprofessionals in Title I, Part A, (Basic Grant) programs.

Agency: Riverside Unified											
CD code:	3	3	6	7	2	1	5				
School: Hawthorne Elementary											
School code:	6	0	3	2	6	1	9				

CDE Contacts: Jackie Rose 916-322-9503 JRose@cde.ca.gov (Section A)
 Stephanie Smith 916-319-0948 SSmith@cde.ca.gov (Section B and C)

A. Teachers in Class Size Reduction in 2010-11

1. Total number of teachers in 2010-11 in Class Size Reduction paid for with local, state and federal funds	12
2. Of the total in line 1, number paid with Title II funds	0
3. Number of teachers in line 1 who meet the ESEA teacher requirements	12

The school did NOT receive Title I, Part A for 2010-11.
 If this box is checked, this page is now complete. If not checked, complete sections B and C.

B. New Teachers Hired Into Title I Funded Programs in 2010-11

1. Total number of Title I teachers including Schoolwide and Targeted Assistance	0
2. Number of these teachers who did not meet the ESEA teacher requirements	0

C. ESEA Compliant Paraprofessionals in 2010-11 (Complete items 1-4 if either of the bottom two boxes are checked)

- The school is NOT using Title I, Part A funds to employ paraprofessionals to assist in instruction in 2010-11.
- The school uses Title I, Part A funds to employ paraprofessionals to assist in instruction in Title I Targeted Assistance Programs.
- The school uses paraprofessionals to assist in instruction in Schoolwide Title I Schools.

1. Number of FTE paraprofessionals in Title I schools	0.00
2. Number of these FTE paraprofessionals who meet the ESEA requirements	0.00
3. Percentage of these FTE paraprofessionals who meet the ESEA requirements	0.00%
4. Target percentage for June 30, 2011	100%

2010-11 School Reporting Form for Teacher and Paraprofessional Requirements

California Department of Education

Consolidated Application

Purpose: To collect school-level data, as required by the ESEA, about teachers funded by Title II funds in Class Size Reduction and teachers and instructional paraprofessionals in Title I, Part A, (Basic Grant) programs.

Agency: Riverside Unified											
CD code:	3	3	6	7	2	1	5				
School: Highgrove Elementary											
School code:	6	0	3	2	6	2	7				

CDE Contacts: Jackie Rose 916-322-9503 JRose@cde.ca.gov (Section A)
 Stephanie Smith 916-319-0948 SSmith@cde.ca.gov (Section B and C)

A. Teachers in Class Size Reduction in 2010-11

1. Total number of teachers in 2010-11 in Class Size Reduction paid for with local, state and federal funds	12
2. Of the total in line 1, number paid with Title II funds	0
3. Number of teachers in line 1 who meet the ESEA teacher requirements	12
<input type="checkbox"/> The school did NOT receive Title I, Part A for 2010-11.	
If this box is checked, this page is now complete. If not checked, complete sections B and C.	

B. New Teachers Hired Into Title I Funded Programs in 2010-11

1. Total number of Title I teachers including Schoolwide and Targeted Assistance	0
2. Number of these teachers who did not meet the ESEA teacher requirements	0

C. ESEA Compliant Paraprofessionals in 2010-11 (Complete items 1-4 if either of the bottom two boxes are checked)

<input checked="" type="checkbox"/> The school is NOT using Title I, Part A funds to employ paraprofessionals to assist in instruction in 2010-11.	
<input type="checkbox"/> The school uses Title I, Part A funds to employ paraprofessionals to assist in instruction in Title I Targeted Assistance Programs.	
<input type="checkbox"/> The school uses paraprofessionals to assist in instruction in Schoolwide Title I Schools.	
1. Number of FTE paraprofessionals in Title I schools	0.00
2. Number of these FTE paraprofessionals who meet the ESEA requirements	0.00
3. Percentage of these FTE paraprofessionals who meet the ESEA requirements	0.00%
4. Target percentage for June 30, 2011	100%

2010-11 School Reporting Form for Teacher and Paraprofessional Requirements

California Department of Education

Consolidated Application

Purpose: To collect school-level data, as required by the ESEA, about teachers funded by Title II funds in Class Size Reduction and teachers and instructional paraprofessionals in Title I, Part A, (Basic Grant) programs.

Agency: Riverside Unified											
CD code:	3	3	6	7	2	1	5				
School: Highland Elementary											
School code:	6	0	3	2	6	3	5				

CDE Contacts: Jackie Rose 916-322-9503 JRose@cde.ca.gov (Section A)
 Stephanie Smith 916-319-0948 SSmith@cde.ca.gov (Section B and C)

A. Teachers in Class Size Reduction in 2010-11

1. Total number of teachers in 2010-11 in Class Size Reduction paid for with local, state and federal funds	17
2. Of the total in line 1, number paid with Title II funds	0
3. Number of teachers in line 1 who meet the ESEA teacher requirements	17
<input type="checkbox"/> The school did NOT receive Title I, Part A for 2010-11.	
If this box is checked, this page is now complete. If not checked, complete sections B and C.	

B. New Teachers Hired Into Title I Funded Programs in 2010-11

1. Total number of Title I teachers including Schoolwide and Targeted Assistance	0
2. Number of these teachers who did not meet the ESEA teacher requirements	0

C. ESEA Compliant Paraprofessionals in 2010-11 (Complete items 1-4 if either of the bottom two boxes are checked)

<input type="checkbox"/> The school is NOT using Title I, Part A funds to employ paraprofessionals to assist in instruction in 2010-11.	
<input type="checkbox"/> The school uses Title I, Part A funds to employ paraprofessionals to assist in instruction in Title I Targeted Assistance Programs.	
<input checked="" type="checkbox"/> The school uses paraprofessionals to assist in instruction in Schoolwide Title I Schools.	
1. Number of FTE paraprofessionals in Title I schools	1.00
2. Number of these FTE paraprofessionals who meet the ESEA requirements	1.00
3. Percentage of these FTE paraprofessionals who meet the ESEA requirements	100.00%
4. Target percentage for June 30, 2011	100%

2010-11 School Reporting Form for Teacher and Paraprofessional Requirements

California Department of Education

Consolidated Application

Purpose: To collect school-level data, as required by the ESEA, about teachers funded by Title II funds in Class Size Reduction and teachers and instructional paraprofessionals in Title I, Part A, (Basic Grant) programs.

Agency: Riverside Unified											
CD code:	3	3	6	7	2	1	5				
School: Hyatt Elementary											
School code:	6	0	3	2	6	4	3				

CDE Contacts: Jackie Rose 916-322-9503 JRose@cde.ca.gov (Section A)
 Stephanie Smith 916-319-0948 SSmith@cde.ca.gov (Section B and C)

A. Teachers in Class Size Reduction in 2010-11

1. Total number of teachers in 2010-11 in Class Size Reduction paid for with local, state and federal funds	6
2. Of the total in line 1, number paid with Title II funds	0
3. Number of teachers in line 1 who meet the ESEA teacher requirements	6
<input type="checkbox"/> The school did NOT receive Title I, Part A for 2010-11.	

If this box is checked, this page is now complete. If not checked, complete sections B and C.

B. New Teachers Hired Into Title I Funded Programs in 2010-11

1. Total number of Title I teachers including Schoolwide and Targeted Assistance	0
2. Number of these teachers who did not meet the ESEA teacher requirements	0

C. ESEA Compliant Paraprofessionals in 2010-11 (Complete items 1-4 if either of the bottom two boxes are checked)

The school is NOT using Title I, Part A funds to employ paraprofessionals to assist in instruction in 2010-11.

The school uses Title I, Part A funds to employ paraprofessionals to assist in instruction in Title I Targeted Assistance Programs.

The school uses paraprofessionals to assist in instruction in Schoolwide Title I Schools.

1. Number of FTE paraprofessionals in Title I schools	0.00
2. Number of these FTE paraprofessionals who meet the ESEA requirements	0.00
3. Percentage of these FTE paraprofessionals who meet the ESEA requirements	0.00%
4. Target percentage for June 30, 2011	100%

2010-11 School Reporting Form for Teacher and Paraprofessional Requirements

California Department of Education

Consolidated Application

Purpose: To collect school-level data, as required by the ESEA, about teachers funded by Title II funds in Class Size Reduction and teachers and instructional paraprofessionals in Title I, Part A, (Basic Grant) programs.

Agency: Riverside Unified											
CD code:	3	3	6	7	2	1	5				
School: Jackson Elementary											
School code:	6	0	3	2	6	5	0				

CDE Contacts: Jackie Rose 916-322-9503 JRose@cde.ca.gov (Section A)
 Stephanie Smith 916-319-0948 SSmith@cde.ca.gov (Section B and C)

A. Teachers in Class Size Reduction in 2010-11

1. Total number of teachers in 2010-11 in Class Size Reduction paid for with local, state and federal funds	17
2. Of the total in line 1, number paid with Title II funds	0
3. Number of teachers in line 1 who meet the ESEA teacher requirements	17

The school did NOT receive Title I, Part A for 2010-11.
 If this box is checked, this page is now complete. If not checked, complete sections B and C.

B. New Teachers Hired Into Title I Funded Programs in 2010-11

1. Total number of Title I teachers including Schoolwide and Targeted Assistance	0
2. Number of these teachers who did not meet the ESEA teacher requirements	0

C. ESEA Compliant Paraprofessionals in 2010-11 (Complete items 1-4 if either of the bottom two boxes are checked)

The school is NOT using Title I, Part A funds to employ paraprofessionals to assist in instruction in 2010-11.

The school uses Title I, Part A funds to employ paraprofessionals to assist in instruction in Title I Targeted Assistance Programs.

The school uses paraprofessionals to assist in instruction in Schoolwide Title I Schools.

1. Number of FTE paraprofessionals in Title I schools	1.00
2. Number of these FTE paraprofessionals who meet the ESEA requirements	1.00
3. Percentage of these FTE paraprofessionals who meet the ESEA requirements	100.00%
4. Target percentage for June 30, 2011	100%

2010-11 School Reporting Form for Teacher and Paraprofessional Requirements

California Department of Education

Consolidated Application

Purpose: To collect school-level data, as required by the ESEA, about teachers funded by Title II funds in Class Size Reduction and teachers and instructional paraprofessionals in Title I, Part A, (Basic Grant) programs.

Agency: Riverside Unified											
CD code:	3	3	6	7	2	1	5				
School: Jefferson Elementary											
School code:	6	0	3	2	6	6	8				

CDE Contacts: Jackie Rose 916-322-9503 JRose@cde.ca.gov (Section A)
 Stephanie Smith 916-319-0948 SSmith@cde.ca.gov (Section B and C)

A. Teachers in Class Size Reduction in 2010-11

1. Total number of teachers in 2010-11 in Class Size Reduction paid for with local, state and federal funds	19
2. Of the total in line 1, number paid with Title II funds	0
3. Number of teachers in line 1 who meet the ESEA teacher requirements	19

The school did NOT receive Title I, Part A for 2010-11.

If this box is checked, this page is now complete. If not checked, complete sections B and C.

B. New Teachers Hired Into Title I Funded Programs in 2010-11

1. Total number of Title I teachers including Schoolwide and Targeted Assistance	0
2. Number of these teachers who did not meet the ESEA teacher requirements	0

C. ESEA Compliant Paraprofessionals in 2010-11 (Complete items 1-4 if either of the bottom two boxes are checked)

- The school is NOT using Title I, Part A funds to employ paraprofessionals to assist in instruction in 2010-11.
- The school uses Title I, Part A funds to employ paraprofessionals to assist in instruction in Title I Targeted Assistance Programs.
- The school uses paraprofessionals to assist in instruction in Schoolwide Title I Schools.

1. Number of FTE paraprofessionals in Title I schools	0.00
2. Number of these FTE paraprofessionals who meet the ESEA requirements	0.00
3. Percentage of these FTE paraprofessionals who meet the ESEA requirements	0.00%
4. Target percentage for June 30, 2011	100%

2010-11 School Reporting Form for Teacher and Paraprofessional Requirements

California Department of Education Consolidated Application

Purpose: To collect school-level data, as required by the ESEA, about teachers funded by Title II funds in Class Size Reduction and teachers and instructional paraprofessionals in Title I, Part A, (Basic Grant) programs.

Agency: Riverside Unified											
CD code:	3	3	6	7	2	1	5				
School: Liberty Elementary											
School code:	6	0	3	2	6	8	4				

CDE Contacts: Jackie Rose 916-322-9503 JRose@cde.ca.gov (Section A)
 Stephanie Smith 916-319-0948 SSmith@cde.ca.gov (Section B and C)

A. Teachers in Class Size Reduction in 2010-11

1. Total number of teachers in 2010-11 in Class Size Reduction paid for with local, state and federal funds	17
2. Of the total in line 1, number paid with Title II funds	0
3. Number of teachers in line 1 who meet the ESEA teacher requirements	17
<input type="checkbox"/> The school did NOT receive Title I, Part A for 2010-11.	

If this box is checked, this page is now complete. If not checked, complete sections B and C.

B. New Teachers Hired Into Title I Funded Programs in 2010-11

1. Total number of Title I teachers including Schoolwide and Targeted Assistance	0
2. Number of these teachers who did not meet the ESEA teacher requirements	0

C. ESEA Compliant Paraprofessionals in 2010-11 (Complete items 1-4 if either of the bottom two boxes are checked)

The school is NOT using Title I, Part A funds to employ paraprofessionals to assist in instruction in 2010-11.

The school uses Title I, Part A funds to employ paraprofessionals to assist in instruction in Title I Targeted Assistance Programs.

The school uses paraprofessionals to assist in instruction in Schoolwide Title I Schools.

1. Number of FTE paraprofessionals in Title I schools	0.00
2. Number of these FTE paraprofessionals who meet the ESEA requirements	0.00
3. Percentage of these FTE paraprofessionals who meet the ESEA requirements	0.00%
4. Target percentage for June 30, 2011	100%

2010-11 School Reporting Form for Teacher and Paraprofessional Requirements

California Department of Education

Consolidated Application

Purpose: To collect school-level data, as required by the ESEA, about teachers funded by Title II funds in Class Size Reduction and teachers and instructional paraprofessionals in Title I, Part A, (Basic Grant) programs.

Agency: Riverside Unified											
CD code:	3	3	6	7	2	1	5				
School: Longfellow Elementary											
School code:	6	0	3	2	6	9	2				

CDE Contacts: Jackie Rose 916-322-9503 JRose@cde.ca.gov (Section A)
 Stephanie Smith 916-319-0948 SSmith@cde.ca.gov (Section B and C)

A. Teachers in Class Size Reduction in 2010-11

1. Total number of teachers in 2010-11 in Class Size Reduction paid for with local, state and federal funds	17
2. Of the total in line 1, number paid with Title II funds	0
3. Number of teachers in line 1 who meet the ESEA teacher requirements	17
<input type="checkbox"/> The school did NOT receive Title I, Part A for 2010-11.	

If this box is checked, this page is now complete. If not checked, complete sections B and C.

B. New Teachers Hired Into Title I Funded Programs in 2010-11

1. Total number of Title I teachers including Schoolwide and Targeted Assistance	0
2. Number of these teachers who did not meet the ESEA teacher requirements	0

C. ESEA Compliant Paraprofessionals in 2010-11 (Complete items 1-4 if either of the bottom two boxes are checked)

- The school is NOT using Title I, Part A funds to employ paraprofessionals to assist in instruction in 2010-11.
- The school uses Title I, Part A funds to employ paraprofessionals to assist in instruction in Title I Targeted Assistance Programs.
- The school uses paraprofessionals to assist in instruction in Schoolwide Title I Schools.

1. Number of FTE paraprofessionals in Title I schools	2.00
2. Number of these FTE paraprofessionals who meet the ESEA requirements	2.00
3. Percentage of these FTE paraprofessionals who meet the ESEA requirements	100.00%
4. Target percentage for June 30, 2011	100%

2010-11 School Reporting Form for Teacher and Paraprofessional Requirements

California Department of Education

Consolidated Application

Purpose: To collect school-level data, as required by the ESEA, about teachers funded by Title II funds in Class Size Reduction and teachers and instructional paraprofessionals in Title I, Part A, (Basic Grant) programs.

Agency: Riverside Unified											
CD code:	3	3	6	7	2	1	5				
School: Madison Elementary											
School code:	6	0	3	2	7	0	0				

CDE Contacts: Jackie Rose 916-322-9503 JRose@cde.ca.gov (Section A)
 Stephanie Smith 916-319-0948 SSmith@cde.ca.gov (Section B and C)

A. Teachers in Class Size Reduction in 2010-11

1. Total number of teachers in 2010-11 in Class Size Reduction paid for with local, state and federal funds	14
2. Of the total in line 1, number paid with Title II funds	0
3. Number of teachers in line 1 who meet the ESEA teacher requirements	14

The school did NOT receive Title I, Part A for 2010-11.

If this box is checked, this page is now complete. If not checked, complete sections B and C.

B. New Teachers Hired Into Title I Funded Programs in 2010-11

1. Total number of Title I teachers including Schoolwide and Targeted Assistance	0
2. Number of these teachers who did not meet the ESEA teacher requirements	0

C. ESEA Compliant Paraprofessionals in 2010-11 (Complete items 1-4 if either of the bottom two boxes are checked)

- The school is NOT using Title I, Part A funds to employ paraprofessionals to assist in instruction in 2010-11.
- The school uses Title I, Part A funds to employ paraprofessionals to assist in instruction in Title I Targeted Assistance Programs.
- The school uses paraprofessionals to assist in instruction in Schoolwide Title I Schools.

1. Number of FTE paraprofessionals in Title I schools	0.00
2. Number of these FTE paraprofessionals who meet the ESEA requirements	0.00
3. Percentage of these FTE paraprofessionals who meet the ESEA requirements	0.00%
4. Target percentage for June 30, 2011	100%

2010-11 School Reporting Form for Teacher and Paraprofessional Requirements

California Department of Education

Consolidated Application

Purpose: To collect school-level data, as required by the ESEA, about teachers funded by Title II funds in Class Size Reduction and teachers and instructional paraprofessionals in Title I, Part A, (Basic Grant) programs.

Agency: Riverside Unified											
CD code:	3	3	6	7	2	1	5				
School: Magnolia Elementary											
School code:	6	0	3	2	7	1	8				

CDE Contacts: Jackie Rose 916-322-9503 JRose@cde.ca.gov (Section A)
 Stephanie Smith 916-319-0948 SSmith@cde.ca.gov (Section B and C)

A. Teachers in Class Size Reduction in 2010-11

1. Total number of teachers in 2010-11 in Class Size Reduction paid for with local, state and federal funds	15
2. Of the total in line 1, number paid with Title II funds	0
3. Number of teachers in line 1 who meet the ESEA teacher requirements	15
<input type="checkbox"/> The school did NOT receive Title I, Part A for 2010-11.	

If this box is checked, this page is now complete. If not checked, complete sections B and C.

B. New Teachers Hired Into Title I Funded Programs in 2010-11

1. Total number of Title I teachers including Schoolwide and Targeted Assistance	0
2. Number of these teachers who did not meet the ESEA teacher requirements	0

C. ESEA Compliant Paraprofessionals in 2010-11 (Complete items 1-4 if either of the bottom two boxes are checked)

<input checked="" type="checkbox"/> The school is NOT using Title I, Part A funds to employ paraprofessionals to assist in instruction in 2010-11.	
<input type="checkbox"/> The school uses Title I, Part A funds to employ paraprofessionals to assist in instruction in Title I Targeted Assistance Programs.	
<input type="checkbox"/> The school uses paraprofessionals to assist in instruction in Schoolwide Title I Schools.	
1. Number of FTE paraprofessionals in Title I schools	0.00
2. Number of these FTE paraprofessionals who meet the ESEA requirements	0.00
3. Percentage of these FTE paraprofessionals who meet the ESEA requirements	0.00%
4. Target percentage for June 30, 2011	100%

2010-11 School Reporting Form for Teacher and Paraprofessional Requirements

California Department of Education

Consolidated Application

Purpose: To collect school-level data, as required by the ESEA, about teachers funded by Title II funds in Class Size Reduction and teachers and instructional paraprofessionals in Title I, Part A, (Basic Grant) programs.

Agency: Riverside Unified											
CD code:	3	3	6	7	2	1	5				
School: Monroe Elementary											
School code:	6	0	3	2	7	2	6				

CDE Contacts: Jackie Rose 916-322-9503 JRose@cde.ca.gov (Section A)
 Stephanie Smith 916-319-0948 SSmith@cde.ca.gov (Section B and C)

A. Teachers in Class Size Reduction in 2010-11

1. Total number of teachers in 2010-11 in Class Size Reduction paid for with local, state and federal funds	15
2. Of the total in line 1, number paid with Title II funds	0
3. Number of teachers in line 1 who meet the ESEA teacher requirements	15

The school did NOT receive Title I, Part A for 2010-11.

If this box is checked, this page is now complete. If not checked, complete sections B and C.

B. New Teachers Hired Into Title I Funded Programs in 2010-11

1. Total number of Title I teachers including Schoolwide and Targeted Assistance	0
2. Number of these teachers who did not meet the ESEA teacher requirements	0

C. ESEA Compliant Paraprofessionals in 2010-11 (Complete items 1-4 if either of the bottom two boxes are checked)

The school is NOT using Title I, Part A funds to employ paraprofessionals to assist in instruction in 2010-11.

The school uses Title I, Part A funds to employ paraprofessionals to assist in instruction in Title I Targeted Assistance Programs.

The school uses paraprofessionals to assist in instruction in Schoolwide Title I Schools.

1. Number of FTE paraprofessionals in Title I schools	3.00
2. Number of these FTE paraprofessionals who meet the ESEA requirements	3.00
3. Percentage of these FTE paraprofessionals who meet the ESEA requirements	100.00%
4. Target percentage for June 30, 2011	100%

2010-11 School Reporting Form for Teacher and Paraprofessional Requirements

California Department of Education

Consolidated Application

Purpose: To collect school-level data, as required by the ESEA, about teachers funded by Title II funds in Class Size Reduction and teachers and instructional paraprofessionals in Title I, Part A, (Basic Grant) programs.

Agency: Riverside Unified											
CD code:	3	3	6	7	2	1	5				
School: Mountain View Elementary											
School code:	6	0	3	2	7	3	4				

CDE Contacts: Jackie Rose 916-322-9503 JRose@cde.ca.gov (Section A)
 Stephanie Smith 916-319-0948 SSmith@cde.ca.gov (Section B and C)

A. Teachers in Class Size Reduction in 2010-11

1. Total number of teachers in 2010-11 in Class Size Reduction paid for with local, state and federal funds	15
2. Of the total in line 1, number paid with Title II funds	0
3. Number of teachers in line 1 who meet the ESEA teacher requirements	15

The school did NOT receive Title I, Part A for 2010-11.

If this box is checked, this page is now complete. If not checked, complete sections B and C.

B. New Teachers Hired Into Title I Funded Programs in 2010-11

1. Total number of Title I teachers including Schoolwide and Targeted Assistance	0
2. Number of these teachers who did not meet the ESEA teacher requirements	0

C. ESEA Compliant Paraprofessionals in 2010-11 (Complete items 1-4 if either of the bottom two boxes are checked)

The school is NOT using Title I, Part A funds to employ paraprofessionals to assist in instruction in 2010-11.

The school uses Title I, Part A funds to employ paraprofessionals to assist in instruction in Title I Targeted Assistance Programs.

The school uses paraprofessionals to assist in instruction in Schoolwide Title I Schools.

1. Number of FTE paraprofessionals in Title I schools	1.00
2. Number of these FTE paraprofessionals who meet the ESEA requirements	1.00
3. Percentage of these FTE paraprofessionals who meet the ESEA requirements	100.00%
4. Target percentage for June 30, 2011	100%

2010-11 School Reporting Form for Teacher and Paraprofessional Requirements

California Department of Education Consolidated Application

Purpose: To collect school-level data, as required by the ESEA, about teachers funded by Title II funds in Class Size Reduction and teachers and instructional paraprofessionals in Title I, Part A, (Basic Grant) programs.

Agency: Riverside Unified									
CD code:	3	3	6	7	2	1	5		
School: Pachappa Elementary									
School code:	6	0	3	2	7	4	2		

CDE Contacts: Jackie Rose 916-322-9503 JRose@cde.ca.gov (Section A)
 Stephanie Smith 916-319-0948 SSmith@cde.ca.gov (Section B and C)

A. Teachers in Class Size Reduction in 2010-11

1. Total number of teachers in 2010-11 in Class Size Reduction paid for with local, state and federal funds	14
2. Of the total in line 1, number paid with Title II funds	0
3. Number of teachers in line 1 who meet the ESEA teacher requirements	14
<input type="checkbox"/> The school did NOT receive Title I, Part A for 2010-11. If this box is checked, this page is now complete. If not checked, complete sections B and C.	

B. New Teachers Hired Into Title I Funded Programs in 2010-11

1. Total number of Title I teachers including Schoolwide and Targeted Assistance	0
2. Number of these teachers who did not meet the ESEA teacher requirements	0

C. ESEA Compliant Paraprofessionals in 2010-11 (Complete items 1-4 if either of the bottom two boxes are checked)

<input checked="" type="checkbox"/> The school is NOT using Title I, Part A funds to employ paraprofessionals to assist in instruction in 2010-11. <input type="checkbox"/> The school uses Title I, Part A funds to employ paraprofessionals to assist in instruction in Title I Targeted Assistance Programs. <input type="checkbox"/> The school uses paraprofessionals to assist in instruction in Schoolwide Title I Schools.	
1. Number of FTE paraprofessionals in Title I schools	0.00
2. Number of these FTE paraprofessionals who meet the ESEA requirements	0.00
3. Percentage of these FTE paraprofessionals who meet the ESEA requirements	0.00%
4. Target percentage for June 30, 2011	100%

2010-11 School Reporting Form for Teacher and Paraprofessional Requirements

California Department of Education

Consolidated Application

Purpose: To collect school-level data, as required by the ESEA, about teachers funded by Title II funds in Class Size Reduction and teachers and instructional paraprofessionals in Title I, Part A, (Basic Grant) programs.

Agency: Riverside Unified											
CD code:	3	3	6	7	2	1	5				
School: Sunshine Special Education											
School code:	6	0	3	2	7	6	7				

CDE Contacts: Jackie Rose 916-322-9503 JRose@cde.ca.gov (Section A)
 Stephanie Smith 916-319-0948 SSmith@cde.ca.gov (Section B and C)

A. Teachers in Class Size Reduction in 2010-11

1. Total number of teachers in 2010-11 in Class Size Reduction paid for with local, state and federal funds	0
2. Of the total in line 1, number paid with Title II funds	0
3. Number of teachers in line 1 who meet the ESEA teacher requirements	0

The school did NOT receive Title I, Part A for 2010-11.

If this box is checked, this page is now complete. If not checked, complete sections B and C.

B. New Teachers Hired Into Title I Funded Programs in 2010-11

1. Total number of Title I teachers including Schoolwide and Targeted Assistance	0
2. Number of these teachers who did not meet the ESEA teacher requirements	0

C. ESEA Compliant Paraprofessionals in 2010-11 (Complete items 1-4 if either of the bottom two boxes are checked)

- The school is NOT using Title I, Part A funds to employ paraprofessionals to assist in instruction in 2010-11.
- The school uses Title I, Part A funds to employ paraprofessionals to assist in instruction in Title I Targeted Assistance Programs.
- The school uses paraprofessionals to assist in instruction in Schoolwide Title I Schools.

1. Number of FTE paraprofessionals in Title I schools	0.00
2. Number of these FTE paraprofessionals who meet the ESEA requirements	0.00
3. Percentage of these FTE paraprofessionals who meet the ESEA requirements	0.00%
4. Target percentage for June 30, 2011	100%

2010-11 School Reporting Form for Teacher and Paraprofessional Requirements

California Department of Education

Consolidated Application

Purpose: To collect school-level data, as required by the ESEA, about teachers funded by Title II funds in Class Size Reduction and teachers and instructional paraprofessionals in Title I, Part A, (Basic Grant) programs.

Agency: Riverside Unified											
CD code:	3	3	6	7	2	1	5				
School: Victoria Elementary											
School code:	6	0	3	2	7	7	5				

CDE Contacts: Jackie Rose 916-322-9503 JRose@cde.ca.gov (Section A)
 Stephanie Smith 916-319-0948 SSmith@cde.ca.gov (Section B and C)

A. Teachers in Class Size Reduction in 2010-11

1. Total number of teachers in 2010-11 in Class Size Reduction paid for with local, state and federal funds	11
2. Of the total in line 1, number paid with Title II funds	0
3. Number of teachers in line 1 who meet the ESEA teacher requirements	11

The school did NOT receive Title I, Part A for 2010-11.
 If this box is checked, this page is now complete. If not checked, complete sections B and C.

B. New Teachers Hired Into Title I Funded Programs in 2010-11

1. Total number of Title I teachers including Schoolwide and Targeted Assistance	0
2. Number of these teachers who did not meet the ESEA teacher requirements	0

C. ESEA Compliant Paraprofessionals in 2010-11 (Complete items 1-4 if either of the bottom two boxes are checked)

The school is NOT using Title I, Part A funds to employ paraprofessionals to assist in instruction in 2010-11.
 The school uses Title I, Part A funds to employ paraprofessionals to assist in instruction in Title I Targeted Assistance Programs.
 The school uses paraprofessionals to assist in instruction in Schoolwide Title I Schools.

1. Number of FTE paraprofessionals in Title I schools	0.00
2. Number of these FTE paraprofessionals who meet the ESEA requirements	0.00
3. Percentage of these FTE paraprofessionals who meet the ESEA requirements	0.00%
4. Target percentage for June 30, 2011	100%

2010-11 School Reporting Form for Teacher and Paraprofessional Requirements

California Department of Education

Consolidated Application

Purpose: To collect school-level data, as required by the ESEA, about teachers funded by Title II funds in Class Size Reduction and teachers and instructional paraprofessionals in Title I, Part A, (Basic Grant) programs.

Agency: Riverside Unified											
CD code:	3	3	6	7	2	1	5				
School: Washington Elementary											
School code:	6	0	3	2	7	8	3				

CDE Contacts: Jackie Rose 916-322-9503 JRose@cde.ca.gov (Section A)
 Stephanie Smith 916-319-0948 SSmith@cde.ca.gov (Section B and C)

A. Teachers in Class Size Reduction in 2010-11

1. Total number of teachers in 2010-11 in Class Size Reduction paid for with local, state and federal funds	16
2. Of the total in line 1, number paid with Title II funds	0
3. Number of teachers in line 1 who meet the ESEA teacher requirements	16

The school did NOT receive Title I, Part A for 2010-11.

If this box is checked, this page is now complete. If not checked, complete sections B and C.

B. New Teachers Hired Into Title I Funded Programs in 2010-11

1. Total number of Title I teachers including Schoolwide and Targeted Assistance	0
2. Number of these teachers who did not meet the ESEA teacher requirements	0

C. ESEA Compliant Paraprofessionals in 2010-11 (Complete items 1-4 if either of the bottom two boxes are checked)

- The school is NOT using Title I, Part A funds to employ paraprofessionals to assist in instruction in 2010-11.
- The school uses Title I, Part A funds to employ paraprofessionals to assist in instruction in Title I Targeted Assistance Programs.
- The school uses paraprofessionals to assist in instruction in Schoolwide Title I Schools.

1. Number of FTE paraprofessionals in Title I schools	0.00
2. Number of these FTE paraprofessionals who meet the ESEA requirements	0.00
3. Percentage of these FTE paraprofessionals who meet the ESEA requirements	0.00%
4. Target percentage for June 30, 2011	100%

2010-11 School Reporting Form for Teacher and Paraprofessional Requirements

California Department of Education

Consolidated Application

Purpose: To collect school-level data, as required by the ESEA, about teachers funded by Title II funds in Class Size Reduction and teachers and instructional paraprofessionals in Title I, Part A, (Basic Grant) programs.

Agency: Riverside Unified											
CD code:	3	3	6	7	2	1	5				
School: Central Middle											
School code:	6	0	5	9	1	2	5				

CDE Contacts: Jackie Rose 916-322-9503 JRose@cde.ca.gov (Section A)
 Stephanie Smith 916-319-0948 SSmith@cde.ca.gov (Section B and C)

A. Teachers in Class Size Reduction in 2010-11

1. Total number of teachers in 2010-11 in Class Size Reduction paid for with local, state and federal funds	0
2. Of the total in line 1, number paid with Title II funds	0
3. Number of teachers in line 1 who meet the ESEA teacher requirements	0
<input type="checkbox"/> The school did NOT receive Title I, Part A for 2010-11.	

If this box is checked, this page is now complete. If not checked, complete sections B and C.

B. New Teachers Hired Into Title I Funded Programs in 2010-11

1. Total number of Title I teachers including Schoolwide and Targeted Assistance	2
2. Number of these teachers who did not meet the ESEA teacher requirements	0

C. ESEA Compliant Paraprofessionals in 2010-11 (Complete items 1-4 if either of the bottom two boxes are checked)

- The school is NOT using Title I, Part A funds to employ paraprofessionals to assist in instruction in 2010-11.
- The school uses Title I, Part A funds to employ paraprofessionals to assist in instruction in Title I Targeted Assistance Programs.
- The school uses paraprofessionals to assist in instruction in Schoolwide Title I Schools.

1. Number of FTE paraprofessionals in Title I schools	0.00
2. Number of these FTE paraprofessionals who meet the ESEA requirements	0.00
3. Percentage of these FTE paraprofessionals who meet the ESEA requirements	0.00%
4. Target percentage for June 30, 2011	100%

2010-11 School Reporting Form for Teacher and Paraprofessional Requirements

California Department of Education Consolidated Application

Purpose: To collect school-level data, as required by the ESEA, about teachers funded by Title II funds in Class Size Reduction and teachers and instructional paraprofessionals in Title I, Part A, (Basic Grant) programs.

Agency: Riverside Unified											
CD code:	3	3	6	7	2	1	5				
School: Matthew Gage Middle											
School code:	6	0	5	9	1	3	3				

CDE Contacts: Jackie Rose 916-322-9503 JRose@cde.ca.gov (Section A)
 Stephanie Smith 916-319-0948 SSmith@cde.ca.gov (Section B and C)

A. Teachers in Class Size Reduction in 2010-11

1. Total number of teachers in 2010-11 in Class Size Reduction paid for with local, state and federal funds	0
2. Of the total in line 1, number paid with Title II funds	0
3. Number of teachers in line 1 who meet the ESEA teacher requirements	0

The school did NOT receive Title I, Part A for 2010-11.
 If this box is checked, this page is now complete. If not checked, complete sections B and C.

B. New Teachers Hired Into Title I Funded Programs in 2010-11

1. Total number of Title I teachers including Schoolwide and Targeted Assistance	0
2. Number of these teachers who did not meet the ESEA teacher requirements	0

C. ESEA Compliant Paraprofessionals in 2010-11 (Complete items 1-4 if either of the bottom two boxes are checked)

The school is NOT using Title I, Part A funds to employ paraprofessionals to assist in instruction in 2010-11.
 The school uses Title I, Part A funds to employ paraprofessionals to assist in instruction in Title I Targeted Assistance Programs.
 The school uses paraprofessionals to assist in instruction in Schoolwide Title I Schools.

1. Number of FTE paraprofessionals in Title I schools	0.00
2. Number of these FTE paraprofessionals who meet the ESEA requirements	0.00
3. Percentage of these FTE paraprofessionals who meet the ESEA requirements	0.00%
4. Target percentage for June 30, 2011	100%

2010-11 School Reporting Form for Teacher and Paraprofessional Requirements

California Department of Education

Consolidated Application

Purpose: To collect school-level data, as required by the ESEA, about teachers funded by Title II funds in Class Size Reduction and teachers and instructional paraprofessionals in Title I, Part A, (Basic Grant) programs.

Agency: Riverside Unified											
CD code:	3	3	6	7	2	1	5				
School: Sierra Middle											
School code:	6	0	5	9	1	4	1				

CDE Contacts: Jackie Rose 916-322-9503 JRose@cde.ca.gov (Section A)
 Stephanie Smith 916-319-0948 SSmith@cde.ca.gov (Section B and C)

A. Teachers in Class Size Reduction in 2010-11

1. Total number of teachers in 2010-11 in Class Size Reduction paid for with local, state and federal funds	0
2. Of the total in line 1, number paid with Title II funds	0
3. Number of teachers in line 1 who meet the ESEA teacher requirements	0

The school did NOT receive Title I, Part A for 2010-11.

If this box is checked, this page is now complete. If not checked, complete sections B and C.

B. New Teachers Hired Into Title I Funded Programs in 2010-11

1. Total number of Title I teachers including Schoolwide and Targeted Assistance	1
2. Number of these teachers who did not meet the ESEA teacher requirements	1

C. ESEA Compliant Paraprofessionals in 2010-11 (Complete items 1-4 if either of the bottom two boxes are checked)

The school is NOT using Title I, Part A funds to employ paraprofessionals to assist in instruction in 2010-11.

The school uses Title I, Part A funds to employ paraprofessionals to assist in instruction in Title I Targeted Assistance Programs.

The school uses paraprofessionals to assist in instruction in Schoolwide Title I Schools.

1. Number of FTE paraprofessionals in Title I schools	1.00
2. Number of these FTE paraprofessionals who meet the ESEA requirements	1.00
3. Percentage of these FTE paraprofessionals who meet the ESEA requirements	100.00%
4. Target percentage for June 30, 2011	100%

2010-11 School Reporting Form for Teacher and Paraprofessional Requirements

California Department of Education

Consolidated Application

Purpose: To collect school-level data, as required by the ESEA, about teachers funded by Title II funds in Class Size Reduction and teachers and instructional paraprofessionals in Title I, Part A, (Basic Grant) programs.

Agency: Riverside Unified											
CD code:	3	3	6	7	2	1	5				
School: University Heights Middle											
School code:	6	0	5	9	1	5	8				

CDE Contacts: Jackie Rose 916-322-9503 JRose@cde.ca.gov (Section A)
 Stephanie Smith 916-319-0948 SSmith@cde.ca.gov (Section B and C)

A. Teachers in Class Size Reduction in 2010-11

1. Total number of teachers in 2010-11 in Class Size Reduction paid for with local, state and federal funds	0
2. Of the total in line 1, number paid with Title II funds	0
3. Number of teachers in line 1 who meet the ESEA teacher requirements	0
<input type="checkbox"/> The school did NOT receive Title I, Part A for 2010-11.	

If this box is checked, this page is now complete. If not checked, complete sections B and C.

B. New Teachers Hired Into Title I Funded Programs in 2010-11

1. Total number of Title I teachers including Schoolwide and Targeted Assistance	1
2. Number of these teachers who did not meet the ESEA teacher requirements	0

C. ESEA Compliant Paraprofessionals in 2010-11 (Complete items 1-4 if either of the bottom two boxes are checked)

<input checked="" type="checkbox"/> The school is NOT using Title I, Part A funds to employ paraprofessionals to assist in instruction in 2010-11.	
<input type="checkbox"/> The school uses Title I, Part A funds to employ paraprofessionals to assist in instruction in Title I Targeted Assistance Programs.	
<input type="checkbox"/> The school uses paraprofessionals to assist in instruction in Schoolwide Title I Schools.	
1. Number of FTE paraprofessionals in Title I schools	0.00
2. Number of these FTE paraprofessionals who meet the ESEA requirements	0.00
3. Percentage of these FTE paraprofessionals who meet the ESEA requirements	0.00%
4. Target percentage for June 30, 2011	100%

2010-11 School Reporting Form for Teacher and Paraprofessional Requirements

California Department of Education

Consolidated Application

Purpose: To collect school-level data, as required by the ESEA, about teachers funded by Title II funds in Class Size Reduction and teachers and instructional paraprofessionals in Title I, Part A, (Basic Grant) programs.

Agency: Riverside Unified											
CD code:	3	3	6	7	2	1	5				
School: Chemawa Middle											
School code:	6	0	6	1	7	9	0				

CDE Contacts: Jackie Rose 916-322-9503 JRose@cde.ca.gov (Section A)
 Stephanie Smith 916-319-0948 SSmith@cde.ca.gov (Section B and C)

A. Teachers in Class Size Reduction in 2010-11

1. Total number of teachers in 2010-11 in Class Size Reduction paid for with local, state and federal funds	0
2. Of the total in line 1, number paid with Title II funds	0
3. Number of teachers in line 1 who meet the ESEA teacher requirements	0

The school did NOT receive Title I, Part A for 2010-11.
 If this box is checked, this page is now complete. If not checked, complete sections B and C.

B. New Teachers Hired Into Title I Funded Programs in 2010-11

1. Total number of Title I teachers including Schoolwide and Targeted Assistance	3
2. Number of these teachers who did not meet the ESEA teacher requirements	0

C. ESEA Compliant Paraprofessionals in 2010-11 (Complete items 1-4 if either of the bottom two boxes are checked)

The school is NOT using Title I, Part A funds to employ paraprofessionals to assist in instruction in 2010-11.
 The school uses Title I, Part A funds to employ paraprofessionals to assist in instruction in Title I Targeted Assistance Programs.
 The school uses paraprofessionals to assist in instruction in Schoolwide Title I Schools.

1. Number of FTE paraprofessionals in Title I schools	1.00
2. Number of these FTE paraprofessionals who meet the ESEA requirements	1.00
3. Percentage of these FTE paraprofessionals who meet the ESEA requirements	100.00%
4. Target percentage for June 30, 2011	100%

2010-11 School Reporting Form for Teacher and Paraprofessional Requirements

California Department of Education

Consolidated Application

Purpose: To collect school-level data, as required by the ESEA, about teachers funded by Title II funds in Class Size Reduction and teachers and instructional paraprofessionals in Title I, Part A, (Basic Grant) programs.

Agency: Riverside Unified											
CD code:	3	3	6	7	2	1	5				
School: Woodcrest Elementary											
School code:	6	0	9	9	1	8	8				

CDE Contacts: Jackie Rose 916-322-9503 JRose@cde.ca.gov (Section A)
 Stephanie Smith 916-319-0948 SSmith@cde.ca.gov (Section B and C)

A. Teachers in Class Size Reduction in 2010-11

1. Total number of teachers in 2010-11 in Class Size Reduction paid for with local, state and federal funds	13
2. Of the total in line 1, number paid with Title II funds	0
3. Number of teachers in line 1 who meet the ESEA teacher requirements	13

The school did NOT receive Title I, Part A for 2010-11.

If this box is checked, this page is now complete. If not checked, complete sections B and C.

B. New Teachers Hired Into Title I Funded Programs in 2010-11

1. Total number of Title I teachers including Schoolwide and Targeted Assistance	0
2. Number of these teachers who did not meet the ESEA teacher requirements	0

C. ESEA Compliant Paraprofessionals in 2010-11 (Complete items 1-4 if either of the bottom two boxes are checked)

<input checked="" type="checkbox"/> The school is NOT using Title I, Part A funds to employ paraprofessionals to assist in instruction in 2010-11.	
<input type="checkbox"/> The school uses Title I, Part A funds to employ paraprofessionals to assist in instruction in Title I Targeted Assistance Programs.	
<input type="checkbox"/> The school uses paraprofessionals to assist in instruction in Schoolwide Title I Schools.	
1. Number of FTE paraprofessionals in Title I schools	0.00
2. Number of these FTE paraprofessionals who meet the ESEA requirements	0.00
3. Percentage of these FTE paraprofessionals who meet the ESEA requirements	0.00%
4. Target percentage for June 30, 2011	100%

2010-11 School Reporting Form for Teacher and Paraprofessional Requirements

California Department of Education

Consolidated Application

Purpose: To collect school-level data, as required by the ESEA, about teachers funded by Title II funds in Class Size Reduction and teachers and instructional paraprofessionals in Title I, Part A, (Basic Grant) programs.

Agency: Riverside Unified											
CD code:	3	3	6	7	2	1	5				
School: William Howard Taft Elementary											
School code:	6	1	0	7	9	5	7				

CDE Contacts: Jackie Rose 916-322-9503 JRose@cde.ca.gov (Section A)
 Stephanie Smith 916-319-0948 SSmith@cde.ca.gov (Section B and C)

A. Teachers in Class Size Reduction in 2010-11

1. Total number of teachers in 2010-11 in Class Size Reduction paid for with local, state and federal funds	14
2. Of the total in line 1, number paid with Title II funds	0
3. Number of teachers in line 1 who meet the ESEA teacher requirements	14

The school did NOT receive Title I, Part A for 2010-11.

If this box is checked, this page is now complete. If not checked, complete sections B and C.

B. New Teachers Hired Into Title I Funded Programs in 2010-11

1. Total number of Title I teachers including Schoolwide and Targeted Assistance	0
2. Number of these teachers who did not meet the ESEA teacher requirements	0

C. ESEA Compliant Paraprofessionals in 2010-11 (Complete items 1-4 if either of the bottom two boxes are checked)

<input type="checkbox"/> The school is NOT using Title I, Part A funds to employ paraprofessionals to assist in instruction in 2010-11.	
<input type="checkbox"/> The school uses Title I, Part A funds to employ paraprofessionals to assist in instruction in Title I Targeted Assistance Programs.	
<input checked="" type="checkbox"/> The school uses paraprofessionals to assist in instruction in Schoolwide Title I Schools.	
1. Number of FTE paraprofessionals in Title I schools	2.00
2. Number of these FTE paraprofessionals who meet the ESEA requirements	2.00
3. Percentage of these FTE paraprofessionals who meet the ESEA requirements	100.00%
4. Target percentage for June 30, 2011	100%

2010-11 School Reporting Form for Teacher and Paraprofessional Requirements

California Department of Education

Consolidated Application

Purpose: To collect school-level data, as required by the ESEA, about teachers funded by Title II funds in Class Size Reduction and teachers and instructional paraprofessionals in Title I, Part A, (Basic Grant) programs.

Agency: Riverside Unified											
CD code:	3	3	6	7	2	1	5				
School: Amelia Earhart Middle											
School code:	6	1	1	2	6	6	8				

CDE Contacts: Jackie Rose 916-322-9503 JRose@cde.ca.gov (Section A)
 Stephanie Smith 916-319-0948 SSmith@cde.ca.gov (Section B and C)

A. Teachers in Class Size Reduction in 2010-11

1. Total number of teachers in 2010-11 in Class Size Reduction paid for with local, state and federal funds	0
2. Of the total in line 1, number paid with Title II funds	0
3. Number of teachers in line 1 who meet the ESEA teacher requirements	0

The school did NOT receive Title I, Part A for 2010-11.

If this box is checked, this page is now complete. If not checked, complete sections B and C.

B. New Teachers Hired Into Title I Funded Programs in 2010-11

1. Total number of Title I teachers including Schoolwide and Targeted Assistance	0
2. Number of these teachers who did not meet the ESEA teacher requirements	0

C. ESEA Compliant Paraprofessionals in 2010-11 (Complete items 1-4 if either of the bottom two boxes are checked)

The school is NOT using Title I, Part A funds to employ paraprofessionals to assist in instruction in 2010-11.

The school uses Title I, Part A funds to employ paraprofessionals to assist in instruction in Title I Targeted Assistance Programs.

The school uses paraprofessionals to assist in instruction in Schoolwide Title I Schools.

1. Number of FTE paraprofessionals in Title I schools	0.00
2. Number of these FTE paraprofessionals who meet the ESEA requirements	0.00
3. Percentage of these FTE paraprofessionals who meet the ESEA requirements	0.00%
4. Target percentage for June 30, 2011	100%

2010-11 School Reporting Form for Teacher and Paraprofessional Requirements

California Department of Education

Consolidated Application

Purpose: To collect school-level data, as required by the ESEA, about teachers funded by Title II funds in Class Size Reduction and teachers and instructional paraprofessionals in Title I, Part A, (Basic Grant) programs.

Agency: Riverside Unified																				
CD code:	3	3	6	7	2	1	5													
School: Tomas Rivera Elementary																				
School code:	6	1	1	2	6	7	6													

CDE Contacts: Jackie Rose 916-322-9503 JRose@cde.ca.gov (Section A)
 Stephanie Smith 916-319-0948 SSmith@cde.ca.gov (Section B and C)

A. Teachers in Class Size Reduction in 2010-11

1. Total number of teachers in 2010-11 in Class Size Reduction paid for with local, state and federal funds	13
2. Of the total in line 1, number paid with Title II funds	0
3. Number of teachers in line 1 who meet the ESEA teacher requirements	13

The school did NOT receive Title I, Part A for 2010-11.

If this box is checked, this page is now complete. If not checked, complete sections B and C.

B. New Teachers Hired Into Title I Funded Programs in 2010-11

1. Total number of Title I teachers including Schoolwide and Targeted Assistance	0
2. Number of these teachers who did not meet the ESEA teacher requirements	0

C. ESEA Compliant Paraprofessionals in 2010-11 (Complete items 1-4 if either of the bottom two boxes are checked)

- The school is NOT using Title I, Part A funds to employ paraprofessionals to assist in instruction in 2010-11.
- The school uses Title I, Part A funds to employ paraprofessionals to assist in instruction in Title I Targeted Assistance Programs.
- The school uses paraprofessionals to assist in instruction in Schoolwide Title I Schools.

1. Number of FTE paraprofessionals in Title I schools	0.00
2. Number of these FTE paraprofessionals who meet the ESEA requirements	0.00
3. Percentage of these FTE paraprofessionals who meet the ESEA requirements	0.00%
4. Target percentage for June 30, 2011	100%

2010-11 School Reporting Form for Teacher and Paraprofessional Requirements

California Department of Education

Consolidated Application

Purpose: To collect school-level data, as required by the ESEA, about teachers funded by Title II funds in Class Size Reduction and teachers and instructional paraprofessionals in Title I, Part A, (Basic Grant) programs.

Agency: Riverside Unified											
CD code:	3	3	6	7	2	1	5				
School: John F. Kennedy Elementary											
School code:	6	1	2	0	0	7	5				

CDE Contacts: Jackie Rose 916-322-9503 JRose@cde.ca.gov (Section A)
 Stephanie Smith 916-319-0948 SSmith@cde.ca.gov (Section B and C)

A. Teachers in Class Size Reduction in 2010-11

1. Total number of teachers in 2010-11 in Class Size Reduction paid for with local, state and federal funds	21
2. Of the total in line 1, number paid with Title II funds	0
3. Number of teachers in line 1 who meet the ESEA teacher requirements	21

The school did NOT receive Title I, Part A for 2010-11.

If this box is checked, this page is now complete. If not checked, complete sections B and C.

B. New Teachers Hired Into Title I Funded Programs in 2010-11

1. Total number of Title I teachers including Schoolwide and Targeted Assistance	0
2. Number of these teachers who did not meet the ESEA teacher requirements	0

C. ESEA Compliant Paraprofessionals in 2010-11 (Complete items 1-4 if either of the bottom two boxes are checked)

The school is NOT using Title I, Part A funds to employ paraprofessionals to assist in instruction in 2010-11.

The school uses Title I, Part A funds to employ paraprofessionals to assist in instruction in Title I Targeted Assistance Programs.

The school uses paraprofessionals to assist in instruction in Schoolwide Title I Schools.

1. Number of FTE paraprofessionals in Title I schools	0.00
2. Number of these FTE paraprofessionals who meet the ESEA requirements	0.00
3. Percentage of these FTE paraprofessionals who meet the ESEA requirements	0.00%
4. Target percentage for June 30, 2011	100%

2009-10 and 2010-11 Year-to-Date Expenditure Report for Selected Federal Programs

California Department of Education

Consolidated Application

882

Purpose: To report year-to-date expenditures for 2009-10 and 2010-11. Each LEA that received a subgrant for Title II, Part A in either fiscal year must complete this page

CDE Contacts: Jackie Rose 916-322-9503 JRose@cde.ca.gov
 Kelly Heffington 916-324-5689 KHeffington@cde.ca.gov

Agency: Riverside Unified
 CD Code:

3	3	6	7	2	1	5
---	---	---	---	---	---	---

 This page is not applicable because the LEA did not participate in any of the listed programs.

SACS Code	Description	2009-10	2010-11
4035	1. Total Title II, Part A expenditures	\$ 1,558,339	\$ 0
	a. Amount of line 1 spent on Professional Development	\$ 921,563	\$ 0
	b. Amount of line 1 spent on exam and test prep	\$ 0	\$ 0
	c. Amount of line 1 spent on recruiting, training, and retaining	\$ 636,776	\$ 0
	d. Amount of line 1 spent on Class Size Reduction	\$ 0	\$ 0

2011-12 Title III Immigrant Actual and Proposed Expenditure Report

California Department of Education Consolidated Application

Purpose: To report Title III Immigrant funds expenditures for fiscal year (FY) 2009-10 and 2010-11 and proposed expenditures for FY 2011-12. Projected funding from the CDE Request for Applications Web page at: <http://www.cde.ca.gov/fg/for/22/imm11rfa.asp>

CDE Contact: Jim Shields 916-319-0267 JShields@cde.ca.gov

Agency: **Riverside Unified**

CD Code: 3 | 3 | 6 | 7 | 2 | 1 | 5

This page is not applicable because the LEA is not participating in Title III Immigrant funding.

Section 3115 (e)(1)	Sub grantee Activities									
	Object Code	Activities	2009-10	2010-11	2011-12					
			Entitlement	Entitlement	Projected Entitlement					
<p>(e) ACTIVITIES BY AGENCIES EXPERIENCING SUBSTANTIAL INCREASES IN IMMIGRANT CHILDREN AND YOUTH.</p> <p>(1) IN GENERAL—An eligible entity receiving funds under section 3114(d)(1) shall use the funds to pay for activities that provide enhanced instructional opportunities for immigrant children and youth, which may include -</p> <p>(A) family literacy, parent outreach, and training activities designed to assist parents to become active participants in the education of their children;</p> <p>(B) support for personnel, including teacher aides who have been specifically trained, or are being trained, to provide services to immigrant children and youth;</p> <p>(C) provision of tutorials, mentoring, and academic or career counseling for immigrant children and youth;</p> <p>(D) identification and acquisition of curricular materials, educational software, and technologies to be used in the program carried out with funds;</p> <p>(E) basic instruction services that are directly attributable to the presence in the school district involved of immigrant children and youth, including the payment of costs of providing additional classroom supplies, costs of transportation, or such other costs as are directly attributable to such additional basic instruction services;</p> <p>(F) other instruction services that are designed to assist immigrant children and youth to achieve in elementary schools and secondary schools in the United States, such as programs of introduction to the educational system and civics education; and</p> <p>(G) activities, coordinated with community-based organizations, institutions of higher education, private sector entities with expertise in working with immigrants, to assist parents of immigrant children and youth by offering comprehensive community services.</p>			0							
	1000-1999	Certificated Personnel Salaries			\$	0	\$	0	\$	0
	2000-2999	Classified Personnel Salaries			\$	0	\$	0	\$	0
	3000-3999	Employee Benefits			\$	0	\$	0	\$	0
	4000-4999	Books and Supplies			\$	0	\$	0	\$	0
	5000-5999	Services & Other Operating Expenditures			\$	0	\$	0	\$	0
		Administrative & Indirect Costs			\$	0	\$	0	\$	0
		Total			\$	0	\$	0	\$	0

883

2011-12 Title III LEP Actual and Proposed Expenditure Report
 Consolidated Application
 California Department of Education

Purpose: To report Title III LEP funds expenditures for fiscal year (FY) 2009-10 and 2010-11 and proposed expenditures for 2011-12. Projected funding from the CDE Request for Applications Web page at: <http://www.cde.ca.gov/fg/fo/r22/lep11rfa.asp>.

CDE Contact: *Patty Stevens* 916-323-5838 *PStevens@cde.ca.gov*

Agency: Riverside Unified

CD Code: 3 | 3 | 6 | 7 | 2 | 1 | 5

This page is not applicable because the LEA is not participating in Title III LEP funding.

Required/Authorized Sub grantee Activities

Required	Object Code	Activities	2009-10		2010-11		2011-12
			Entitlement	Actual Expenditures	Entitlement	Actual Expenditures	Projected Entitlement
Section 3115 (c)(1) To increase the English Proficiency by providing high-quality language instruction educational programs that are based on scientifically based research demonstrating the effectiveness of the programs. Section 3115 (c)(2) To provide high quality professional development to classroom teachers (including teachers in classroom settings that are not the settings of language instruction educational programs), principals, administrators, and other school or community-based organizational personnel.	1000-1999	Certificated Personnel Salaries	858,500		855,518		854,560
	2000-2999	Classified Personnel Salaries			614		32,250
	3000-3999	Employee Benefits			21,857		67,844
	4000-4999	Books and Supplies			112,417		177,392
(4) Developing and implementing elementary school or secondary school language instruction educational programs that are coordinated with other relevant programs and services (5) Improving the English proficiency and academic achievement of limited English proficient children.	5000-5999	Services & Other Operating Expenditures			35,728		207,400
		Administrative & Indirect Costs (2% Cap)			5,523		16,756
(6) Providing community participation programs, family literacy services and parent outreach and training activities to limited English proficient children and their families.	Total		\$ 858,500	\$ 281,651	\$ 854,560		

2011-12 Constitutionally Protected Prayer LEA Policy

California Department of Education

Consolidated Application

Purpose: To meet annual federal requirements specified in Section 9524(b) of the ESEA Act regarding constitutionally protected prayer in public elementary and secondary schools.

Agency:	Riverside Unified						
CD code:	3	3	6	7	2	1	5

CDE Contacts: **Franco Rozic** 916-319-0269 FRozic@cde.ca.gov
Mary Payne 916-319-0379 MPayne@cde.ca.gov

Protected Prayer Certification

The LEA hereby assures and certifies to the California State Board of Education that the LEA has no policy that prevents, or otherwise denies participation in, constitutionally protected prayer in public schools as set forth in the "Guidance on Constitutionally Protected Prayer in Public Elementary and Secondary Schools." This document can be located at the following Web site address:

http://www.ed.gov/policy/gen/guid/religionandschools/prayer_guidance.html

Richard L. Miller, Ph.D.

Signature of authorized representative

Printed name of authorized representative

 Superintendent

 06/21/2011

 Title

 Date

The LEA hereby assures that this page has been printed and contains an ink signature. The ink signature copy shall be made available to the CDE upon request or as part of an audit, a compliance review, or a complaint investigation.

The LEA cannot certify at this time.

Purpose: To meet annual federal requirements specified in ESEA Sections 1116(c)(1) and 1118 regarding Title I LEA-level programs, activities, and procedures for the involvement of parents in Title I programs.

Agency: Riverside Unified	
CD code:	3 3 6 7 2 1 5

CDE Contacts: *Lorene Euerle* 916-319-0728 *LEuerle@cde.ca.gov*
Tony Salamanca 916-319-0276 *TSalamanca@cde.ca.gov*

A. 2010-11 Title I Parent Involvement Certification

This section is not applicable because the LEA did not receive Title I, Part A, funding in 2010-11.

Each LEA shall develop jointly with, agree on with, and distribute to parents of Title I children, a written Title I parent involvement policy (ESEA Section 1118(a)). The policy describes how the LEA will:

- a) Involve parents in the joint development of the LEA Plan and the process of school review and improvement for program improvement schools under ESEA Section 1116;
- b) Help schools to plan and implement effective parent involvement activities to improve student academic achievement and school performance;
- c) Build the schools' and parents' capacity for strong parental involvement;
- d) Coordinate and integrate parental involvement strategies under Part A and under other programs as specified;
- e) Conduct, with the involvement of parents, an annual evaluation of the content and effectiveness of the parental involvement policy and use the findings of the evaluation to design more effective parental involvement; and
- f) Involve parents in the activities of the Title I schools.

Does your current Title I district-level parent involvement board policy describe how your LEA will meet all six of these criteria? Yes No
 Date of local board approval of the current Title I parent involvement policy: 08/14/2006

B. 2010-11 Title I LEA-level Parent Involvement Policy Required Annual Evaluation of Content and Effectiveness

This section is not applicable because the LEA did not receive Title I, Part A, funding in 2010-11.

A needs assessment was completed by parent members of the District's Compensatory Education District Advisory Council (CEDAC) which evaluated the implementation of required Title I parent involvement activities.

C. 2010-11 Title I One Percent Set-aside to Carry Out ESEA, Section 1118, "Parent Involvement"

This section is not applicable because the LEA did not receive Title I, Part A, funding in 2010-11 or did not receive a total of \$500,000 or more.

Describe how the LEA involved parents in the decisions regarding how the 1 percent set-aside for parental involvement activities was allotted.

School Site Councils which include parent members at each Title I site approved the Single Plan for Student Achievement which included the Title I budget and parent involvement activities.

2010-11 Title I, Part A, School-level Parent Involvement Policy

California Department of Education Consolidated Application

Purpose: To meet federal requirements specified in ESEA Section 1118 to "review the LEA's parental involvement policies and practices to determine if the policies and practices meet the requirements of Section 1118." [ESEA 1118 (c)]

CDE Contacts: *Lorene Euerle 916-319-0728 LEuerle@cde.ca.gov*
Tony Salamanca 916-319-0276 TSalamanca@cde.ca.gov

Agency: Riverside Unified										
CD code:	3	3	6	7	2	1	5			
School: Patricia Beatty Elementary										
School code:	0	1	1	1	4	1	8	1		

This page is not applicable because the school did not receive any Title I, Part A, (Basic Grant) funds.

1. The Title I school-level parental involvement policy describes the means for carrying out:
- (a) Involvement of parents in the policy
 - (b) School-parent compacts
 - (c) Building of capacity for involvement of parents
 - (d) Accessibility and opportunities for parents with limited English proficiency, parents with disabilities, and parents of migratory students
- Yes No

2. Describe how the school involved parents of participating students, in an organized, ongoing, and timely way, in the planning, review, and improvement of its Title I programs and parental involvement policy.
 Instructional data regarding school and student achievement is presented and discussed at School Site Council, parent, and advisory committee meetings. School Site Councils facilitate the review, revise (if necessary), and approval of the school's Title I parental involvement policy.

3. The Title I school-level parental involvement policy was jointly developed with parents: Yes No

4. Date last approved by school site council: _____ 03/16/2011

5. School-site Parent Involvement contact:

Name: <u>Jacqui Hall</u> E-mail: <u>jhall@rusd.k12.ca.us</u>	Principal: _____ Title: _____ Phone and Extension: <u>(951) 788-7135</u>
---	--

2010-11 Title I, Part A, School-level Parent Involvement Policy

California Department of Education Consolidated Application

Purpose: To meet federal requirements specified in ESEA Section 1118 to "review the LEA's parental involvement policies and practices to determine if the policies and practices meet the requirements of Section 1118." [ESEA 1118 (c)]

CDE Contacts: *Lorene Euerle 916-319-0728 LEuerle@cde.ca.gov*
Tony Salamanca 916-319-0276 TSalamanca@cde.ca.gov

Agency: Riverside Unified											
CD code:	3	3	6	7	2	1	5				
School: Adams Elementary											
School code:	6	0	3	2	5	2	8				

This page is not applicable because the school did not receive any Title I, Part A, (Basic Grant) funds.

1. The Title I school-level parental involvement policy describes the means for carrying out:

- (a) Involvement of parents in the policy
 - (b) School-parent compacts
 - (c) Building of capacity for involvement of parents
 - (d) Accessibility and opportunities for parents with limited English proficiency, parents with disabilities, and parents of migratory students
- Yes No

2. Describe how the school involved parents of participating students, in an organized, ongoing, and timely way, in the planning, review, and improvement of its Title I programs and parental involvement policy.

Instructional data regarding school and student achievement is presented and discussed at School Site Council, parent, and advisory committee meetings. School Site Councils facilitate the review, revise (if necessary), and approval of the school's Title I parental involvement policy.

3. The Title I school-level parental involvement policy was jointly developed with parents: Yes No

4. Date last approved by school site council: _____ 09/08/2006

5. School-site Parent Involvement contact:

Paul DeFoe Name pdfoe@rusd.k12.ca.us E-mail	Principal Title (951) 788-7135 Phone and Extension
--	---

2010-11 Title I, Part A, School-level Parent Involvement Policy

California Department of Education Consolidated Application

Purpose: To meet federal requirements specified in ESEA Section 1118 to "review the LEA's parental involvement policies and practices to determine if the policies and practices meet the requirements of Section 1118." [ESEA 1118 (c)]

CDE Contacts: *Lorene Euerle* 916-319-0728 *LEuerle@cde.ca.gov*
Tony Salamanca 916-319-0276 *TSalamanca@cde.ca.gov*

Agency: Riverside Unified											
CD code:	3	3	6	7	2	1	5				
School: Bryant Elementary											
School code:	6	0	3	2	5	4	4				

This page is not applicable because the school did not receive any Title I, Part A, (Basic Grant) funds.

1. The Title I school-level parental involvement policy describes the means for carrying out:
- (a) Involvement of parents in the policy
 - (b) School-parent compacts
 - (c) Building of capacity for involvement of parents
 - (d) Accessibility and opportunities for parents with limited English proficiency, parents with disabilities, and parents of migratory students
- Yes No

2. Describe how the school involved parents of participating students, in an organized, ongoing, and timely way, in the planning, review, and improvement of its Title I programs and parental involvement policy.

Instructional data regarding school and student achievement is presented and discussed at School Site Council, parent, and advisory committee meetings. School Site Councils facilitate the review, revise (if necessary), and approval of the school's Title I parental involvement policy.

3. The Title I school-level parental involvement policy was jointly developed with parents: Yes No

4. Date last approved by school site council: 03/10/2008

5. School-site Parent Involvement contact:

<p><u>Lari Nelson</u> Name</p> <p><u>lanelson@rusd.k12.ca.us</u> E-mail</p>	<p><u>Principal</u> Title</p> <p><u>(951) 788-7135</u> Phone and Extension</p>
---	--



2010-11 Title I, Part A, School-level Parent Involvement Policy

California Department of Education Consolidated Application

Purpose: To meet federal requirements specified in ESEA Section 1118 to "review the LEA's parental involvement policies and practices to determine if the policies and practices meet the requirements of Section 1118." [ESEA 1118 (c)]

CDE Contacts: *Lorene Euerle 916-319-0728 LEuerle@cde.ca.gov*
Tony Salamanca 916-319-0276 TSalamanca@cde.ca.gov

Agency: Riverside Unified											
CD code:	3	3	6	7	2	1	5				
School: Emerson Elementary											
School code:	6	0	3	2	5	7	7				

This page is not applicable because the school did not receive any Title I, Part A, (Basic Grant) funds.

1. The Title I school-level parental involvement policy describes the means for carrying out:
- (a) Involvement of parents in the policy
 - (b) School-parent compacts
 - (c) Building of capacity for involvement of parents
 - (d) Accessibility and opportunities for parents with limited English proficiency, parents with disabilities, and parents of migratory students
- Yes No

2. Describe how the school involved parents of participating students, in an organized, ongoing, and timely way, in the planning, review, and improvement of its Title I programs and parental involvement policy.

Instructional data regarding school and student achievement is presented and discussed at School Site Council, parent, and advisory committee meetings. School Site Councils facilitate the review, revise (if necessary), and approval of the school's Title I parental involvement policy.

3. The Title I school-level parental involvement policy was jointly developed with parents: Yes No

4. Date last approved by school site council: 10/29/2010

5. School-site Parent Involvement contact:

Russ Bouton Name rbouton@rusd.k12.ca.us E-mail	Principal Title (951) 788-7135 Phone and Extension
---	---

2010-11 Title I, Part A, School-level Parent Involvement Policy

California Department of Education Consolidated Application

Purpose: To meet federal requirements specified in ESEA Section 1118 to "review the LEA's parental involvement policies and practices to determine if the policies and practices meet the requirements of Section 1118." [ESEA 1118 (c)]

CDE Contacts: *Lorene Euerle 916-319-0728 LEuerle@cde.ca.gov*
Tony Salamanca 916-319-0276 TSalamanca@cde.ca.gov

Agency: Riverside Unified											
CD code:	3	3	6	7	2	1	5				
School: Fremont Elementary											
School code:	6	0	3	2	5	8	5				

This page is not applicable because the school did not receive any Title I, Part A, (Basic Grant) funds.

1. The Title I school-level parental involvement policy describes the means for carrying out:

- (a) Involvement of parents in the policy
 - (b) School-parent compacts
 - (c) Building of capacity for involvement of parents
 - (d) Accessibility and opportunities for parents with limited English proficiency, parents with disabilities, and parents of migratory students
- Yes No

2. Describe how the school involved parents of participating students, in an organized, ongoing, and timely way, in the planning, review, and improvement of its Title I programs and parental involvement policy.

Instructional data regarding school and student achievement is presented and discussed at School Site Council, parent, and advisory committee meetings. School Site Councils facilitate the review, revise (if necessary), and approval of the school's Title I parental involvement policy.

3. The Title I school-level parental involvement policy was jointly developed with parents: Yes No

4. Date last approved by school site council: 09/29/2006

5. School-site Parent Involvement contact:

<p>Name: <u>Patti Popovich</u></p> <p>E-mail: <u>ppopovich@rusd.k12.ca.us</u></p>	<p>Principal: _____</p> <p>Title: _____</p> <p>Phone and Extension: <u>(951) 788-7135</u></p>
---	---

2010-11 Title I, Part A, School-level Parent Involvement Policy

California Department of Education Consolidated Application

Purpose: To meet federal requirements specified in ESEA Section 11118 to "review the LEA's parental involvement policies and practices to determine if the policies and practices meet the requirements of Section 11118." [ESEA 11118 (c)]

CDE Contacts: *Lorene Euerle 916-319-0728 LEuerle@cde.ca.gov*
Tony Salamanca 916-319-0276 TSalamanca@cde.ca.gov

Agency: Riverside Unified											
CD code:	3	3	6	7	2	1	5				
School: Hawthorne Elementary											
School code:	6	0	3	2	6	1	9				

This page is not applicable because the school did not receive any Title I, Part A, (Basic Grant) funds.

1. The Title I school-level parental involvement policy describes the means for carrying out:

- (a) Involvement of parents in the policy
 - (b) School-parent compacts
 - (c) Building of capacity for involvement of parents
 - (d) Accessibility and opportunities for parents with limited English proficiency, parents with disabilities, and parents of migratory students
- Yes No

2. Describe how the school involved parents of participating students, in an organized, ongoing, and timely way, in the planning, review, and improvement of its Title I programs and parental involvement policy.

Instructional data regarding school and student achievement is presented and discussed at School Site Council, parent, and advisory committee meetings. School Site Councils facilitate the review, revise (if necessary), and approval of the school's Title I parental involvement policy.

3. The Title I school-level parental involvement policy was jointly developed with parents: Yes No

4. Date last approved by school site council: 05/13/2010

5. School-site Parent Involvement contact:

<p>Ellen Parker</p> <p>Name</p> <p><u>eparker@rusd.k12.ca.us</u></p> <p>E-mail</p>	<p>Principal</p> <p>Title</p> <p>(951) 788-7135</p> <p>Phone and Extension</p>
--	--

2010-11 Title I, Part A, School-level Parent Involvement Policy

California Department of Education
Consolidated Application

Purpose: To meet federal requirements specified in ESEA Section 11118 to "review the LEA's parental involvement policies and practices to determine if the policies and practices meet the requirements of Section 11118." [ESEA 11118 (c)]

CDE Contacts: *Lorene Euerle 916-319-0728 LEuerle@cde.ca.gov*
Tony Salamanca 916-319-0276 TSalamanca@cde.ca.gov

Agency: Riverside Unified											
CD code:	3	3	6	7	2	1	5				
School: Highgrove Elementary											
School code:	6	0	3	2	6	2	7				

This page is not applicable because the school did not receive any Title I, Part A, (Basic Grant) funds.

1. The Title I school-level parental involvement policy describes the means for carrying out:
- (a) Involvement of parents in the policy
 - (b) School-parent compacts
 - (c) Building of capacity for involvement of parents
 - (d) Accessibility and opportunities for parents with limited English proficiency, parents with disabilities, and parents of migratory students
- Yes No

2. Describe how the school involved parents of participating students, in an organized, ongoing, and timely way, in the planning, review, and improvement of its Title I programs and parental involvement policy.

Instructional data regarding school and student achievement is presented and discussed at School Site Council, parent, and advisory committee meetings. School Site Councils facilitate the review, revise (if necessary), and approval of the school's Title I parental involvement policy.

3. The Title I school-level parental involvement policy was jointly developed with parents: Yes No

4. Date last approved by school site council: 05/26/2010

5. School-site Parent Involvement contact:

<p>Name: <u>Esther Garcia</u></p> <p>E-mail: <u>emgarcia@rusd.k12.ca.us</u></p>	<p>Principal: _____</p> <p>Title: _____</p> <p>Phone and Extension: <u>(951) 788-7135</u></p>
---	---

2010-11 Title I, Part A, School-level Parent Involvement Policy

California Department of Education Consolidated Application

Purpose: To meet federal requirements specified in ESEA Section 11118 to "review the LEA's parental involvement policies and practices to determine if the policies and practices meet the requirements of Section 11118." [ESEA 11118 (c)]

CDE Contacts: <i>Lorene Euerle 916-319-0728 LEuerle@cde.ca.gov</i> <i>Tony Salamanca 916-319-0276 TSalamanca@cde.ca.gov</i>	Agency: Riverside Unified CD code: 3 3 6 7 2 1 5 School: Highland Elementary School code: 6 0 3 2 6 3 5
<input type="checkbox"/> This page is not applicable because the school did not receive any Title I, Part A, (Basic Grant) funds.	

1. The Title I school-level parental involvement policy describes the means for carrying out:

- (a) Involvement of parents in the policy
- (b) School-parent compacts
- (c) Building of capacity for involvement of parents
- (d) Accessibility and opportunities for parents with limited English proficiency, parents with disabilities, and parents of migratory students

Yes No

2. Describe how the school involved parents of participating students, in an organized, ongoing, and timely way, in the planning, review, and improvement of its Title I programs and parental involvement policy.

Instructional data regarding school and student achievement is presented and discussed at School Site Council, parent, and advisory committee meetings. School Site Councils facilitate the review, revise (if necessary), and approval of the school's Title I parental involvement policy.

3. The Title I school-level parental involvement policy was jointly developed with parents: Yes No

4. Date last approved by school site council: 03/15/2007

5. School-site Parent Involvement contact:

Name: <u>Raul Ayala</u> E-mail: <u>rayala@rusd.k12.ca.us</u>	Principal: _____ Title: _____ Phone and Extension: <u>(951) 788-7135</u>
---	--

2010-11 Title I, Part A, School-level Parent Involvement Policy

California Department of Education Consolidated Application

Purpose: To meet federal requirements specified in ESEA Section 1118 to "review the LEA's parental involvement policies and practices to determine if the policies and practices meet the requirements of Section 1118." [ESEA 1118 (c)]

CDE Contacts: *Lorene Euerle 916-319-0728 LEuerle@cde.ca.gov*
Tony Salamanca 916-319-0276 TSalamanca@cde.ca.gov

Agency: Riverside Unified											
CD code:	3	3	6	7	2	1	5				
School: Hyatt Elementary											
School code:	6	0	3	2	6	4	3				

This page is not applicable because the school did not receive any Title I, Part A, (Basic Grant) funds.

1. The Title I school-level parental involvement policy describes the means for carrying out:
- (a) Involvement of parents in the policy
 - (b) School-parent compacts
 - (c) Building of capacity for involvement of parents
 - (d) Accessibility and opportunities for parents with limited English proficiency, parents with disabilities, and parents of migratory students
- Yes No

2. Describe how the school involved parents of participating students, in an organized, ongoing, and timely way, in the planning, review, and improvement of its Title I programs and parental involvement policy.

Instructional data regarding school and student achievement is presented and discussed at School Site Council, parent, and advisory committee meetings. School Site Councils facilitate the review, revise (if necessary), and approval of the school's Title I parental involvement policy.

3. The Title I school-level parental involvement policy was jointly developed with parents: Yes No

4. Date last approved by school site council: 04/21/2011

5. School-site Parent Involvement contact:

<p><u>Robert Murphy</u></p> <p>Name</p> <p><u>rmurphy@rusd.k12.ca.us</u></p> <p>E-mail</p>	<p><u>Principal</u></p> <p>Title</p> <p><u>(951) 788-7135</u></p> <p>Phone and Extension</p>
--	--

2010-11 Title I, Part A, School-level Parent Involvement Policy

California Department of Education Consolidated Application

Purpose: To meet federal requirements specified in ESEA Section 1118 to "review the LEA's parental involvement policies and practices to determine if the policies and practices meet the requirements of Section 1118." [ESEA 1118 (c)]

CDE Contacts: *Lorene Euerle* 916-319-0728 *LEuerle@cde.ca.gov*
Tony Salamanca 916-319-0276 *TSalamanca@cde.ca.gov*

Agency: Riverside Unified
CD code: | 3 | 3 | 6 | 7 | 2 | 1 | 5
School: Jackson Elementary
School code: | 6 | 0 | 3 | 2 | 6 | 5 | 0

This page is not applicable because the school did not receive any Title I, Part A, (Basic Grant) funds.

1. The Title I school-level parental involvement policy describes the means for carrying out:

- (a) Involvement of parents in the policy
 - (b) School-parent compacts
 - (c) Building of capacity for involvement of parents
 - (d) Accessibility and opportunities for parents with limited English proficiency, parents with disabilities, and parents of migratory students
- Yes No

2. Describe how the school involved parents of participating students, in an organized, ongoing, and timely way, in the planning, review, and improvement of its Title I programs and parental involvement policy.

Instructional data regarding school and student achievement is presented and discussed at School Site Council, parent, and advisory committee meetings. School Site Councils facilitate the review, revise (if necessary), and approval of the school's Title I parental involvement policy.

3. The Title I school-level parental involvement policy was jointly developed with parents: Yes No

4. Date last approved by school site council: 06/07/2005

5. School-site Parent Involvement contact:

<p>David Marshall</p> <p>Name</p> <p>dmarshall@rusd.k12.ca.us</p> <p>E-mail</p>	<p>Principal</p> <p>Title</p> <p>(951) 788-7135</p> <p>Phone and Extension</p>
---	--

2011-12 Consolidated Application Comment Form

897

Page Number

CD Code

District Name

Page 27: School Reporting

3367215

Riverside Unified

School Code and Name

6032650 - Jackson Elementary

Comments

Jackson Elementary revised the Title I school-level parent involvement policy and reviewed/discussed it at the May 31, 2011 School Site Council meeting. The policy is scheduled to be an action agenda item at the September 20, 2011 School Site Council meeting.

2010-11 Title I, Part A, School-Level Parent Involvement Policy

California Department of Education Consolidated Application

Purpose: To meet federal requirements specified in ESEA Section 1118 to "review the LEA's parental involvement policies and practices to determine if the policies and practices meet the requirements of Section 1118." [ESEA 1118 (c)]

CDE Contacts: **Lorene Euerle** 916-319-0728 LEuerle@cde.ca.gov
Tony Salamanca 916-319-0276 TSalamanca@cde.ca.gov

Agency: Riverside Unified											
CD code:	3	3	6	7	2	1	5				
School: Jefferson Elementary											
School code:	6	0	3	2	6	6	8				

This page is not applicable because the school did not receive any Title I, Part A, (Basic Grant) funds.

1. The Title I school-level parental involvement policy describes the means for carrying out:

- (a) Involvement of parents in the policy
 - (b) School-parent compacts
 - (c) Building of capacity for involvement of parents
 - (d) Accessibility and opportunities for parents with limited English proficiency, parents with disabilities, and parents of migratory students
- Yes No

2. Describe how the school involved parents of participating students, in an organized, ongoing, and timely way, in the planning, review, and improvement of its Title I programs and parental involvement policy.

Instructional data regarding school and student achievement is presented and discussed at School Site Council, parent, and advisory committee meetings. School Site Councils facilitate the review, revise (if necessary), and approval of the school's Title I parental involvement policy.

3. The Title I school-level parental involvement policy was jointly developed with parents: Yes No

4. Date last approved by school site council: 05/25/2010

5. School-site Parent Involvement contact:

<u>Maria Ortega</u>	<u>Principal</u>
Name	Title
<u>mortega@rusd.k12.ca.us</u>	<u>(951) 788-7135</u>
E-mail	Phone and Extension

2010-11 Title I, Part A, School-level Parent Involvement Policy

Consolidated Application

Purpose: To meet federal requirements specified in ESEA Section 1118 to "review the LEA's parental involvement policies and practices to determine if the policies and practices meet the requirements of Section 1118." [ESEA 1118 (c)]

Agency: Riverside Unified											
CD code:	3	3	6	7	2	1	5				
School: Liberty Elementary											
School code:	6	0	3	2	6	8	4				

CDE Contacts: **Lorene Euerle** 916-319-0728 LEuerle@cde.ca.gov
Tony Salamanca 916-319-0276 TSalamanca@cde.ca.gov

This page is not applicable because the school did not receive any Title I, Part A, (Basic Grant) funds.

1. The Title I school-level parental involvement policy describes the means for carrying out:
- (a) Involvement of parents in the policy
 - (b) School-parent compacts
 - (c) Building of capacity for involvement of parents
 - (d) Accessibility and opportunities for parents with limited English proficiency, parents with disabilities, and parents of migratory students
- Yes No

2. Describe how the school involved parents of participating students, in an organized, ongoing, and timely way, in the planning, review, and improvement of its Title I programs and parental involvement policy.
 Instructional data regarding school and student achievement is presented and discussed at School Site Council, parent, and advisory committee meetings. School Site Councils facilitate the review, revise (if necessary), and approval of the school's Title I parental involvement policy.

3. The Title I school-level parental involvement policy was jointly developed with parents: Yes No

4. Date last approved by school site council: _____ 03/15/2011

5. School-site Parent Involvement contact:

<p>Josh Lightle</p> <p>Name</p> <p>jlighte@rusd.k12.ca.us</p> <p>E-mail</p>	<p>Principal</p> <p>Title</p> <p>(951) 788-7135</p> <p>Phone and Extension</p>
---	--

2010-11 Title I, Part A, School-level Parent Involvement Policy

California Department of Education Consolidated Application

Purpose: To meet federal requirements specified in ESEA Section 11118 to "review the LEA's parental involvement policies and practices to determine if the policies and practices meet the requirements of Section 11118." [ESEA 11118 (c)]

CDE Contacts: *Lorene Euerle 916-319-0728 LEuerle@cde.ca.gov*
Tony Salamanca 916-319-0276 TSalamanca@cde.ca.gov

Agency: Riverside Unified											
CD code:	3	3	6	7	2	1	5				
School: Longfellow Elementary											
School code:	6	0	3	2	6	9	2				

This page is not applicable because the school did not receive any Title I, Part A, (Basic Grant) funds.

1. The Title I school-level parental involvement policy describes the means for carrying out:
- (a) Involvement of parents in the policy
 - (b) School-parent compacts
 - (c) Building of capacity for involvement of parents
 - (d) Accessibility and opportunities for parents with limited English proficiency, parents with disabilities, and parents of migratory students
- Yes No

2. Describe how the school involved parents of participating students, in an organized, ongoing, and timely way, in the planning, review, and improvement of its Title I programs and parental involvement policy.
 Instructional data regarding school and student achievement is presented and discussed at School Site Council, parent, and advisory committee meetings. School Site Councils facilitate the review, revise (if necessary), and approval of the school's Title I parental involvement policy.

3. The Title I school-level parental involvement policy was jointly developed with parents: Yes No

4. Date last approved by school site council: 11/14/2007

5. School-site Parent Involvement contact:

<p><u>Michelle Cortes</u></p> <p>Name</p> <p><u>mcortes@rusd.k12.ca.us</u></p> <p>E-mail</p>	<p><u>Principal</u></p> <p>Title</p> <p><u>(951) 788-7135</u></p> <p>Phone and Extension</p>
--	--

2010-11 Title I, Part A, School-level Parent Involvement Policy

California Department of Education Consolidated Application

Purpose: To meet federal requirements specified in ESEA Section 11118 to "review the LEA's parental involvement policies and practices to determine if the policies and practices meet the requirements of Section 11118." [ESEA 11118 (c)]

CDE Contacts: *Lorene Euerle 916-319-0728 LEuerle@cde.ca.gov*
Tony Salamanca 916-319-0276 TSalamanca@cde.ca.gov

Agency: Riverside Unified											
CD code:	3	3	6	7	2	1	5				
School: Madison Elementary											
School code:	6	0	3	2	7	0	0				

This page is not applicable because the school did not receive any Title I, Part A, (Basic Grant) funds.

1. The Title I school-level parental involvement policy describes the means for carrying out:
- (a) Involvement of parents in the policy
 - (b) School-parent compacts
 - (c) Building of capacity for involvement of parents
 - (d) Accessibility and opportunities for parents with limited English proficiency, parents with disabilities, and parents of migratory students
- Yes No

2. Describe how the school involved parents of participating students, in an organized, ongoing, and timely way, in the planning, review, and improvement of its Title I programs and parental involvement policy.
 Instructional data regarding school and student achievement is presented and discussed at School Site Council, parent, and advisory committee meetings. School Site Councils facilitate the review, revise (if necessary), and approval of the school's Title I parental involvement policy.

3. The Title I school-level parental involvement policy was jointly developed with parents: Yes No

4. Date last approved by school site council: _____ 02/17/2011 _____

5. School-site Parent Involvement contact:

John McCombs	
Name	Principal
jmcombs@rusd.k12.ca.us	(951) 788-7135
E-mail	Phone and Extension

2010-11 Title I, Part A, School-level Parent Involvement Policy

California Department of Education Consolidated Application

Purpose: To meet federal requirements specified in ESEA Section 1118 to "review the LEA's parental involvement policies and practices to determine if the policies and practices meet the requirements of Section 1118." [ESEA 1118 (c)]

Agency: Riverside Unified					
CD code:	3	3	6	7	2 1 5
School: Magnolia Elementary					
School code:	6	0	3	2	7 1 8

CDE Contacts: *Lorene Euerle 916-319-0728 LEuerle@cde.ca.gov*
Tony Salamanca 916-319-0276 TSalamanca@cde.ca.gov

This page is not applicable because the school did not receive any Title I, Part A, (Basic Grant) funds.

1. The Title I school-level parental involvement policy describes the means for carrying out:
- (a) Involvement of parents in the policy
 - (b) School-parent compacts
 - (c) Building of capacity for involvement of parents
 - (d) Accessibility and opportunities for parents with limited English proficiency, parents with disabilities, and parents of migratory students
- Yes No

2. Describe how the school involved parents of participating students, in an organized, ongoing, and timely way, in the planning, review, and improvement of its Title I programs and parental involvement policy.
 Magnolia Elementary currently does not have a Title I parent involvement policy that has been approved by School Site Council. Magnolia plans to have the policy approved by December 2011.

3. The Title I school-level parental involvement policy was jointly developed with parents: Yes No

4. Date last approved by school site council: _____

5. School-site Parent Involvement contact:

_____ Joyce Harshman Name	_____ Principal Title
_____ jharshman@rusd.k12.ca.us E-mail	_____ (951) 788-7135 Phone and Extension

2011-12 Consolidated Application Comment Form

Page Number

CD Code

District Name

Page 27: School Reporting

3367215

Riverside Unified

School Code and Name

6032718 - Magnolia Elementary

Comments

The Title I school-level parent involvement policy is scheduled to be finalized and approved by December 2011.

903

2010-11 Title I, Part A, School-level Parent Involvement Policy

California Department of Education Consolidated Application

Purpose: To meet federal requirements specified in ESEA Section 11118 to "review the LEA's parental involvement policies and practices to determine if the policies and practices meet the requirements of Section 11118." [ESEA 11118 (c)]

CDE Contacts: *Lorene Euerle 916-319-0728 LEuerle@cde.ca.gov*
Tony Salamanca 916-319-0276 TSalamanca@cde.ca.gov

Agency: Riverside Unified											
CD code:	3	3	6	7	2	1	5				
School: Monroe Elementary											
School code:	6	0	3	2	7	2	6				

This page is not applicable because the school did not receive any Title I, Part A, (Basic Grant) funds.

1. The Title I school-level parental involvement policy describes the means for carrying out:

- (a) Involvement of parents in the policy
 - (b) School-parent compacts
 - (c) Building of capacity for involvement of parents
 - (d) Accessibility and opportunities for parents with limited English proficiency, parents with disabilities, and parents of migratory students
- Yes No

2. Describe how the school involved parents of participating students, in an organized, ongoing, and timely way, in the planning, review, and improvement of its Title I programs and parental involvement policy.

Instructional data regarding school and student achievement is presented and discussed at School Site Council, parent, and advisory committee meetings. School Site Councils facilitate the review, revise (if necessary), and approval of the school's Title I parental involvement policy.

3. The Title I school-level parental involvement policy was jointly developed with parents: Yes No

4. Date last approved by school site council: 05/27/2010

5. School-site Parent Involvement contact:

Name: <u>Jennie Mikels</u> E-mail: <u>jmikels@rusd.k12.ca.us</u>	Principal: _____ Title: _____ Phone and Extension: <u>(951) 788-7135</u>
---	--

2010-11 Title I, Part A, School-level Parent Involvement Policy

California Department of Education Consolidated Application

Purpose: To meet federal requirements specified in ESEA Section 11118 to "review the LEA's parental involvement policies and practices to determine if the policies and practices meet the requirements of Section 11118." [ESEA 11118 (c)]

CDE Contacts: <i>Lorene Euerle 916-319-0728 LEuerle@cde.ca.gov</i> <i>Tony Salamanca 916-319-0276 TSalamanca@cde.ca.gov</i>	Agency: Riverside Unified CD code: 3 3 6 7 2 1 5 School: Mountain View Elementary School code: 6 0 3 2 7 3 4
<input type="checkbox"/> This page is not applicable because the school did not receive any Title I, Part A, (Basic Grant) funds.	

1. The Title I school-level parental involvement policy describes the means for carrying out:
- (a) Involvement of parents in the policy
 - (b) School-parent compacts
 - (c) Building of capacity for involvement of parents
 - (d) Accessibility and opportunities for parents with limited English proficiency, parents with disabilities, and parents of migratory students
- Yes No

2. Describe how the school involved parents of participating students, in an organized, ongoing, and timely way, in the planning, review, and improvement of its Title I programs and parental involvement policy.

Instructional data regarding school and student achievement is presented and discussed at School Site Council, parent, and advisory committee meetings. School Site Councils facilitate the review, revise (if necessary), and approval of the school's Title I parental involvement policy.

3. The Title I school-level parental involvement policy was jointly developed with parents: Yes No

4. Date last approved by school site council: 12/08/2009

5. School-site Parent Involvement contact:

Paula Allbeck Name	Principal
pallbeck@rusd.k12.ca.us E-mail	(951) 788-7135 Phone and Extension
Title	

2010-11 Title I, Part A, School-level Parent Involvement Policy

California Department of Education Consolidated Application

Purpose: To meet federal requirements specified in ESEA Section 1118 to "review the LEA's parental involvement policies and practices to determine if the policies and practices meet the requirements of Section 1118." [ESEA 1118 (c)]

CDE Contacts: **Lorene Euerle** 916-319-0728 LEuerle@cde.ca.gov
Tony Salamanca 916-319-0276 TSalamanca@cde.ca.gov

Agency: Riverside Unified											
CD code:	3	3	6	7	2	1	5				
School: Pachappa Elementary											
School code:	6	0	3	2	7	4	2				

This page is not applicable because the school did not receive any Title I, Part A, (Basic Grant) funds.

1. The Title I school-level parental involvement policy describes the means for carrying out:

- (a) Involvement of parents in the policy
 - (b) School-parent compacts
 - (c) Building of capacity for involvement of parents
 - (d) Accessibility and opportunities for parents with limited English proficiency, parents with disabilities, and parents of migratory students
- Yes No

2. Describe how the school involved parents of participating students, in an organized, ongoing, and timely way, in the planning, review, and improvement of its Title I programs and parental involvement policy.

Instructional data regarding school and student achievement is presented and discussed at School Site Council, parent, and advisory committee meetings. School Site Councils facilitate the review, revise (if necessary), and approval of the school's Title I parental involvement policy.

3. The Title I school-level parental involvement policy was jointly developed with parents: Yes No

4. Date last approved by school site council: 11/13/2007

5. School-site Parent Involvement contact:

<p>Kiersten Reno-Frausto</p> <p>Name</p> <p>kreno@rusd.k12.ca.us</p> <p>E-mail</p>	<p>Principal</p> <p>Title</p> <p>(951) 788-7135</p> <p>Phone and Extension</p>
--	--

2010-11 Title I, Part A, School-level Parent Involvement Policy

California Department of Education Consolidated Application

Purpose: To meet federal requirements specified in ESEA Section 1118 to "review the LEA's parental involvement policies and practices to determine if the policies and practices meet the requirements of Section 1118." [ESEA 1118 (c)]

CDE Contacts: *Lorene Euerle 916-319-0728 LEuerle@cde.ca.gov*
Tony Salamanca 916-319-0276 TSalamanca@cde.ca.gov

Agency: Riverside Unified											
CD code:	3	3	6	7	2	1	5				
School: Victoria Elementary											
School code:	6	0	3	2	7	7	5				

This page is not applicable because the school did not receive any Title I, Part A, (Basic Grant) funds.

- The Title I school-level parental involvement policy describes the means for carrying out:
 - (a) Involvement of parents in the policy
 - (b) School-parent compacts
 - (c) Building of capacity for involvement of parents
 - (d) Accessibility and opportunities for parents with limited English proficiency, parents with disabilities, and parents of migratory students

Yes No
- Describe how the school involved parents of participating students, in an organized, ongoing, and timely way, in the planning, review, and improvement of its Title I programs and parental involvement policy.
 Victoria Elementary School currently does not have a Title I school-level parent involvement policy that has been approved by School Site Council. Victoria plans to have the policy approved by December 2011.

3. The Title I school-level parental involvement policy was jointly developed with parents: Yes No

4. Date last approved by school site council: _____

5. School-site Parent Involvement contact:

Name: <u>Linda Daltrey</u> E-mail: <u>ldaltrey@rusd.k12.ca.us</u>	Principal: _____ Title: _____ Phone and Extension: <u>(951) 788-7135</u>
--	--

2011-12 Consolidated Application Comment Form

908

Page Number

CD Code

District Name

Page 27: School Reporting

3367215

Riverside Unified

School Code and Name

6032775 - Victoria Elementary

Comments

The Title I school-level parent involvement policy is scheduled to be finalized and approved by December 2011.

2010-11 Title I, Part A, School-level Parent Involvement Policy

California Department of Education Consolidated Application

Purpose: To meet federal requirements specified in ESEA Section 1118 to "review the LEA's parental involvement policies and practices to determine if the policies and practices meet the requirements of Section 1118." [ESEA 1118 (c)]

CDE Contacts: *Lorene Euerle 916-319-0728 LEuerle@cde.ca.gov* *Tony Salamanca 916-319-0276 TSalamanca@cde.ca.gov*

Agency: Riverside Unified	3	3	6	7	2	1	5
CD code:							
School: Central Middle							
School code:	6	0	5	9	1	2	5

This page is not applicable because the school did not receive any Title I, Part A, (Basic Grant) funds.

1. The Title I school-level parental involvement policy describes the means for carrying out:

- (a) Involvement of parents in the policy
- (b) School-parent compacts
- (c) Building of capacity for involvement of parents
- (d) Accessibility and opportunities for parents with limited English proficiency, parents with disabilities, and parents of migratory students

Yes No

2. Describe how the school involved parents of participating students, in an organized, ongoing, and timely way, in the planning, review, and improvement of its Title I programs and parental involvement policy.

Instructional data regarding school and student achievement is presented and discussed at School Site Council, parent, and advisory committee meetings. School Site Councils facilitate the review, revise (if necessary), and approval of the school's Title I parental involvement policy.

3. The Title I school-level parental involvement policy was jointly developed with parents: Yes No

4. Date last approved by school site council: 02/26/2007

5. School-site Parent Involvement contact:

<u>Pablo Sanchez</u>	<u>Principal</u>
Name	Title
<u>ipsanchez@rusd.k12.ca.us</u>	<u>(951) 788-7135</u>
E-mail	Phone and Extension

2010-11 Title I, Part A, School-level Parent Involvement Policy

California Department of Education

Consolidated Application

Purpose: To meet federal requirements specified in ESEA Section 1118 to "review the LEA's parental involvement policies and practices to determine if the policies and practices meet the requirements of Section 1118." [ESEA 1118 (c)]

CDE Contacts: *Lorene Euerle 916-319-0728 LEuerle@cde.ca.gov*
Tony Salamanca 916-319-0276 TSalamanca@cde.ca.gov

Agency: Riverside Unified								
CD code:	<table style="width: 100%; border-collapse: collapse;"> <tr> <td style="border: 1px solid black; width: 20px; text-align: center;">3</td> <td style="border: 1px solid black; width: 20px; text-align: center;">3</td> <td style="border: 1px solid black; width: 20px; text-align: center;">6</td> <td style="border: 1px solid black; width: 20px; text-align: center;">7</td> <td style="border: 1px solid black; width: 20px; text-align: center;">2</td> <td style="border: 1px solid black; width: 20px; text-align: center;">1</td> <td style="border: 1px solid black; width: 20px; text-align: center;">5</td> </tr> </table>	3	3	6	7	2	1	5
3	3	6	7	2	1	5		
School: Sierra Middle								
School code:	<table style="width: 100%; border-collapse: collapse;"> <tr> <td style="border: 1px solid black; width: 20px; text-align: center;">6</td> <td style="border: 1px solid black; width: 20px; text-align: center;">0</td> <td style="border: 1px solid black; width: 20px; text-align: center;">5</td> <td style="border: 1px solid black; width: 20px; text-align: center;">9</td> <td style="border: 1px solid black; width: 20px; text-align: center;">1</td> <td style="border: 1px solid black; width: 20px; text-align: center;">4</td> <td style="border: 1px solid black; width: 20px; text-align: center;">1</td> </tr> </table>	6	0	5	9	1	4	1
6	0	5	9	1	4	1		

This page is not applicable because the school did not receive any Title I, Part A, (Basic Grant) funds.

1. The Title I school-level parental involvement policy describes the means for carrying out:

- (a) Involvement of parents in the policy
 - (b) School-parent compacts
 - (c) Building of capacity for involvement of parents
 - (d) Accessibility and opportunities for parents with limited English proficiency, parents with disabilities, and parents of migratory students
- Yes No

2. Describe how the school involved parents of participating students, in an organized, ongoing, and timely way, in the planning, review, and improvement of its Title I programs and parental involvement policy.

Instructional data regarding school and student achievement is presented and discussed at School Site Council, parent, and advisory committee meetings. School Site Councils facilitate the review, revise (if necessary), and approval of the school's Title I parental involvement policy.

3. The Title I school-level parental involvement policy was jointly developed with parents: Yes No

4. Date last approved by school site council: 05/20/2010

5. School-site Parent Involvement contact:

<u>Janelle Woodward</u>	<u>Principal</u>
<small>Name</small>	<small>Title</small>
<u>jwoodward@rusd.k12.ca.us</u>	<u>(951) 788-7135</u>
<small>E-mail</small>	<small>Phone and Extension</small>

2010-11 Title I, Part A, School-level Parent Involvement Policy

California Department of Education

Consolidated Application

Purpose: To meet federal requirements specified in ESEA Section 1118 to "review the LEA's parental involvement policies and practices to determine if the policies and practices meet the requirements of Section 1118." [ESEA 1118 (c)]

CDE Contacts: *Lorene Euerle 916-319-0728 LEuerle@cde.ca.gov*
Tony Salamanca 916-319-0276 TSalamanca@cde.ca.gov

Agency: Riverside Unified										
CD code:	3	3	6	7	2	1	5			
School: University Heights Middle										
School code:	6	0	5	9	1	5	8			

This page is not applicable because the school did not receive any Title I, Part A, (Basic Grant) funds.

1. The Title I school-level parental involvement policy describes the means for carrying out:
- (a) Involvement of parents in the policy
 - (b) School-parent compacts
 - (c) Building of capacity for involvement of parents
 - (d) Accessibility and opportunities for parents with limited English proficiency, parents with disabilities, and parents of migratory students
- Yes No

2. Describe how the school involved parents of participating students, in an organized, ongoing, and timely way, in the planning, review, and improvement of its Title I programs and parental involvement policy.
 Instructional data regarding school and student achievement is presented and discussed at School Site Council, parent, and advisory committee meetings. School Site Councils facilitate the review, revise (if necessary), and approval of the school's Title I parental involvement policy.

3. The Title I school-level parental involvement policy was jointly developed with parents: Yes No

4. Date last approved by school site council: _____ 03/10/2008

5. School-site Parent Involvement contact:

Patricia Grice Name igrice@rusd.k12.ca.us E-mail	Principal Title (951) 788-7135 Phone and Extension
---	---

2010-11 Title I, Part A, School-level Parent Involvement Policy

California Department of Education Consolidated Application

Purpose: To meet federal requirements specified in ESEA Section 1118 to "review the LEA's parental involvement policies and practices to determine if the policies and practices meet the requirements of Section 1118." [ESEA 1118 (c)]

CDE Contacts: *Lorene Euerle 916-319-0728 LEuerle@cde.ca.gov*
Tony Salamanca 916-319-0276 TSalamanca@cde.ca.gov

Agency: Riverside Unified											
CD code:	3	3	6	7	2	1	5				
School: Chemawa Middle											
School code:	6	0	6	1	7	9	0				

This page is not applicable because the school did not receive any Title I, Part A, (Basic Grant) funds.

1. The Title I school-level parental involvement policy describes the means for carrying out:

- (a) Involvement of parents in the policy
 - (b) School-parent compacts
 - (c) Building of capacity for involvement of parents
 - (d) Accessibility and opportunities for parents with limited English proficiency, parents with disabilities, and parents of migratory students
- Yes No

2. Describe how the school involved parents of participating students, in an organized, ongoing, and timely way, in the planning, review, and improvement of its Title I programs and parental involvement policy.

Instructional data regarding school and student achievement is presented and discussed at School Site Council, parent, and advisory committee meetings. School Site Councils facilitate the review, revise (if necessary), and approval of the school's Title I parental involvement policy.

3. The Title I school-level parental involvement policy was jointly developed with parents: Yes No

4. Date last approved by school site council: 04/14/2011

5. School-site Parent Involvement contact:

Sean Curtin Name scurtin@rusd.k12.ca.us E-mail	Principal Title (951) 788-7135 Phone and Extension
---	---

2010-11 Title I, Part A, School-Level Parent Involvement Policy

California Department of Education Consolidated Application

Purpose: To meet federal requirements specified in ESEA Section 11118 to "review the LEA's parental involvement policies and practices to determine if the policies and practices meet the requirements of Section 11118." [ESEA 11118 (c)]

CDE Contacts: **Lorene Euerle** 916-319-0728 LEuerle@cde.ca.gov
Tony Salamanca 916-319-0276 TSalamanca@cde.ca.gov

Agency: Riverside Unified	
CD code:	3 3 6 7 2 1 5
School: William Howard Taft Elementary	
School code:	6 1 0 7 9 5 7

This page is not applicable because the school did not receive any Title I, Part A, (Basic Grant) funds.

1. The Title I school-level parental involvement policy describes the means for carrying out:
- (a) Involvement of parents in the policy
 - (b) School-parent compacts
 - (c) Building of capacity for involvement of parents
 - (d) Accessibility and opportunities for parents with limited English proficiency, parents with disabilities, and parents of migratory students
- Yes No

2. Describe how the school involved parents of participating students, in an organized, ongoing, and timely way, in the planning, review, and improvement of its Title I programs and parental involvement policy.

Instructional data regarding school and student achievement is presented and discussed at School Site Council, parent, and advisory committee meetings. School Site Councils facilitate the review, revise (if necessary), and approval of the school's Title I parental involvement policy.

3. The Title I school-level parental involvement policy was jointly developed with parents: Yes No

4. Date last approved by school site council: _____ 06/09/2010

5. School-site Parent Involvement contact:

Donna Dorsey Name	Principal
ddorsey@rusd.k12.ca.us E-mail	(951) 788-7135 Phone and Extension
_____ Name	_____ Title

2011-12 Consolidated Application Contact Pages

California Department of Education

Consolidated Application

Purpose: To maintain a complete listing of contact information for each district.

CDE Contact: Linda Parker 916-319-0297 LParker@cde.ca.gov

Agency: Riverside Unified

CD code:	3	3	6	7	2	1	5
-----------------	---	---	---	---	---	---	---

Consolidated Application	Name	Title	Salutation	
	Janie K. Rhoades	Dir. Program Quality/English Learners	Mrs.	
	Phone (951) 788-7135	FAX (951) 778-5672	E-mail jrhoades@rusd.k12.ca.us	

Title I, Part A	Name	Title	Salutation	
	Janie K. Rhoades	Dir. Program Quality/English Learners	Mrs.	
	Phone (951) 788-7135	FAX (951) 778-5672	E-mail jrhoades@rusd.k12.ca.us	

Title I, D, Neglected or Delinquent	Name	Title	Salutation	
	Phone ()	FAX ()	E-mail 	

Parent/Family Involvement	Name	Title	Salutation	
	Janie K. Rhoades	Dir. Program Quality/English Learners	Mrs.	
	Phone (951) 788-7135	FAX (951) 778-5672	E-mail jrhoades@rusd.k12.ca.us	

Title II, Part A (Teacher Quality)	Name	Title	Salutation	
	Cheryl Simmons	Director, Secondary Education	Mrs.	
	Phone (951) 788-7135	FAX (951) 778-5672	E-mail casimmons@rusd.k12.ca.us	

Title III, Part A (LEP/Immigrant)	Name	Title	Salutation	
	Janie K. Rhoades	Dir. Program Quality/English Learners	Mrs.	
	Phone (951) 788-7135	FAX (951) 778-5672	E-mail jrhoades@rusd.k12.ca.us	

2011-12 Consolidated Application Contact Pages

California Department of Education

Consolidated Application

Purpose: To maintain a complete listing of contact information for each district.

CDE Contact: Linda Parker 916-319-0297 LParker@cde.ca.gov

Agency:	Riverside Unified						
CD code:	3	3	6	7	2	1	5

Title IV (SDFSC)

<input type="checkbox"/> Contact is N/A	Name Tim Walker	Title Exec Dir, Pupil Services & SELPA	Salutation Mr.
	Phone (951) 788-7135	FAX (951) 328-2511	E-mail twalker@rusd.k12.ca.us

Title I, Part A, Supplemental Ed. Services

<input type="checkbox"/> Contact is N/A	Name Gloria Cowder	Title Dir. Program Development	Salutation Mrs.
	Phone (951) 788-7135	FAX (951) 778-5676	E-mail gcowder@rusd.k12.ca.us

Foster Youth Education Liaison

Name Woodieur Rucker-Hughes	Title Manager, CWA	Salutation Mrs.
Phone (951) 352-1200	FAX (951) 274-4202	E-mail wruckerhughes@rusd.k12.ca.us

Homeless Liaison

Name Woodieur Rucker-Hughes	Title Manager, CWA	Salutation Mrs.
Phone (951) 352-1200	FAX (951) 274-4202	E-mail wruckerhughes@rusd.k12.ca.us

Rural Education Achievement Program (REAP)

<input checked="" type="checkbox"/> Contact is N/A	Name	Title	Salutation
	Phone	FAX	E-mail

School Safety & Violence Prevention AB 1113, 1999

Name Mike Fine	Title Deputy Superintendent	Salutation Mr.
Phone (951) 788-7135	FAX (951) 778-5668	E-mail mfine@rusd.k12.ca.us

**Board Meeting Agenda
June 20, 2011**

Topic: Recommendation for Extension of Core Replacement of Intensive Intervention Materials Gr. 11-12

Presented by: Dr. William Ermert, Assistant Superintendent, Instructional Services

Responsible Cabinet Member: Dr. William Ermert, Assistant Superintendent, Instructional Services

Type of Item: Action

Short Description: Secondary Education recommends that the Board extend the Intensive Intervention core replacement of Scholastic's *Read 180* instructional program for grades 11-12. The program will replace the core instructional program for students in grades 4 – 12 who are two or more years below grade level.

DESCRIPTION OF AGENDA ITEM:

The state Reading/Language Arts Framework has recommended and the state has adopted core replacement materials for intensive students since 2002. Intensive students are defined as those who are two or more years behind grade level. Scholastic *Read 180* was adopted for Intensive Intervention students in June 2010. *Read 180* is designed as a two-year program. While improving dramatically, a number of students in the 10th grade have yet to reach a reading level where they can successfully achieve in a regular English Language Arts class. It is recommended that the Board approve adoption of Scholastic's *Read 180* program as core replacement curriculum for grades 11 and 12 to allow students to complete the program and increase reading achievement.

FISCAL IMPACT: None, included in current ongoing expenditures.

RECOMMENDATION: Approve extension of Scholastic's *Read 180* intensive intervention program for use at grades 11-12 with students who are two or more years below grade level.

ADDITIONAL MATERIAL: Intensive Reading Intervention Scholastic *Read 180* PowerPoint

Attached: Yes



Intensive Reading Intervention

Scholastic *Read 180*

Riverside Unified School District
Board Meeting
June 20, 2011



Goals Today

- Summarize implementation for the year
- Share the progress in reading achievement
- Next steps





2010-2011

RUSD

Year 1 Read 180/System 44

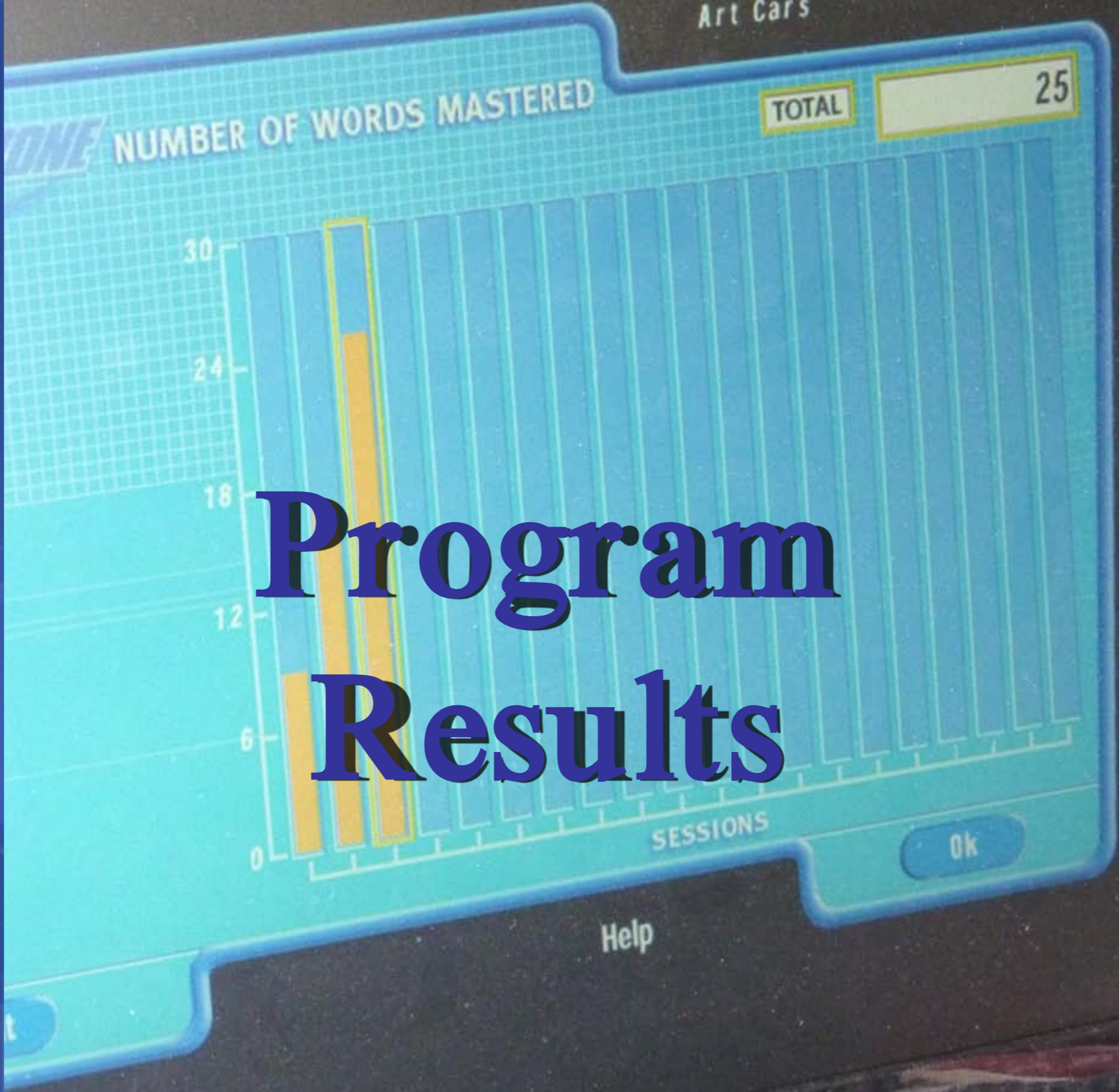
A look back...

- 2009-2010, ELD Scholastic Read 180 pilot for 3 high schools
- 2010, RUSD Board approval for Intensive Intervention students in grades 4-10
- Professional development
- Classroom technology and materials
- 2,162 students enrolled





Andrew Fisher
Can You Believe It?
Art Cars



Program Results

Help

Ok



Scholastic Phonics Inventory

- Placement and progress monitoring for students reading below second-grade level
- Measures accuracy and fluency with phonological decoding and sight word reading
- Determines decoding needs and placement in System 44 software
 - Pre or Beginning Decoder
 - Developing Decoder
 - Advancing Decoder



Scholastic Phonics Inventory

Numerically Significant Sub-Groups

System 44 - All Students

Riverside Unified School District (1004 total students)

SPI DECODING STATUS	FIRST TEST IN TIME PERIOD		LAST TEST IN TIME PERIOD	
	STUDENTS	PERCENTAGE OF STUDENTS	STUDENTS	PERCENTAGE OF STUDENTS
Advancing Decoder	5	0%	72	7%
Developing Decoder	92	9%	339	33%
Pre- or Beginning Decoder	907	90%	593	59%

Limited English Proficient

Riverside Unified School District (437 total students)

SPI DECODING STATUS	FIRST TEST IN TIME PERIOD		LAST TEST IN TIME PERIOD	
	STUDENTS	PERCENTAGE OF STUDENTS	STUDENTS	PERCENTAGE OF STUDENTS
Advancing Decoder	0	0%	31	7%
Developing Decoder	28	6%	152	34%
Pre- or Beginning Decoder	409	93%	254	58%



Scholastic Phonics Inventory

Numerically Significant Sub-Groups

Hispanic Students

Riverside Unified School District (638 total students)

SPI DECODING STATUS	FIRST TEST IN TIME PERIOD		LAST TEST IN TIME PERIOD	
	STUDENTS	PERCENTAGE OF STUDENTS	STUDENTS	PERCENTAGE OF STUDENTS
Advancing Decoder	0	0%	48	7%
Developing Decoder	53	8%	219	34%
Pre- or Beginning Decoder	585	91%	371	58%

Students with Disabilities

Riverside Unified School District (596 total students)

SPI DECODING STATUS	FIRST TEST IN TIME PERIOD		LAST TEST IN TIME PERIOD	
	STUDENTS	PERCENTAGE OF STUDENTS	STUDENTS	PERCENTAGE OF STUDENTS
Advancing Decoder	0	0%	26	4%
Developing Decoder	39	6%	175	29%
Pre- or Beginning Decoder	557	93%	395	66%

Scholastic Reading Inventory (SRI)

Scholastic Reading Inventory (SRI) was developed to track student achievement gains in reading comprehension, based on a reading scale called Lexile.

- Administered 3-4 times each year
- Provides educators with actionable data
- Indicates areas of improvement needed to prepare for standardized tests



Recently, the California Department of Education, in conjunction with the developers of the Lexile Framework, aligned the California Standards Test (CSTs) to the Lexile Framework. The following data reports are based on this grade level correlation.

CST CORRELATIONS TO LEXILES®

GRADE	FAR BELOW BASIC	BELOW BASIC	BASIC	PROFICIENT	ADVANCED
1	BR	BR to 20L	25L to 200L	200L to 375L	380L & Above
2	35L & Below	40L to 185L	190L to 365L	370L to 540L	545L & Above
3	255L & Below	260L to 395L	400L to 570L	575L to 740L	745L & Above
4	300L & Below	305L to 405L	410L to 590L	595L to 745L	750L & Above
5	470L & Below	475L to 575L	580L to 755L	760L to 905L	910L & Above
6	620L & Below	625L to 740L	745L to 920L	925L to 1085L	1090L & Above
7	715L & Below	720L to 830L	835L to 995L	1000L to 1155L	1160L & Above
8	730L & Below	735L to 845L	850L to 1010L	1015L to 1140L	1145L & Above
9	770L & Below	775L to 875L	880L to 1040L	1045L to 1195L	1200L & Above
10	770L & Below	775L to 905L	910L to 1080L	1085L to 1215L	1220L & Above
11	850L & Below	855L to 970L	975L to 1125L	1130L to 1265L	1270L & Above
12	855L & Below	860L to 975L	980L to 1130L	1135L to 1270L	1275L & Above



Proficiency Growth Reports

All Students and Numerically Significant Sub-Groups

All Students

PERFORMANCE STANDARD	FIRST TEST IN TIME PERIOD		LAST TEST IN TIME PERIOD	
	STUDENTS	PERCENTAGE OF STUDENTS	STUDENTS	PERCENTAGE OF STUDENTS
Advanced	0	0%	3	0%
Proficient	16	1%	58	5%
Basic	329	26%	571	44%
Below Basic	943	73%	656	51%

Limited English Proficient Students

Riverside Unified School District (534 total students)

PERFORMANCE STANDARD	FIRST TEST IN TIME PERIOD		LAST TEST IN TIME PERIOD	
	STUDENTS	PERCENTAGE OF STUDENTS	STUDENTS	PERCENTAGE OF STUDENTS
Advanced	0	0%	0	0%
Proficient	2	0%	14	3%
Basic	99	19%	213	40%
Below Basic	433	81%	307	57%



Demographic Growth Reports

Numerically Significant Sub-Groups cont.

Students with Disabilities

Riverside Unified School District (405 total students)

PERFORMANCE STANDARD	FIRST TEST IN TIME PERIOD		LAST TEST IN TIME PERIOD	
	STUDENTS	PERCENTAGE OF STUDENTS	STUDENTS	PERCENTAGE OF STUDENTS
Advanced	0	0%	0	0%
Proficient	4	1%	17	4%
Basic	95	23%	143	35%
Below Basic	306	76%	245	60%

Hispanic Students

Riverside Unified School District (778 total students)

PERFORMANCE STANDARD	FIRST TEST IN TIME PERIOD		LAST TEST IN TIME PERIOD	
	STUDENTS	PERCENTAGE OF STUDENTS	STUDENTS	PERCENTAGE OF STUDENTS
Advanced	0	0%	1	0%
Proficient	5	1%	28	4%
Basic	157	20%	328	42%
Below Basic	616	79%	421	54%



Demographic Growth Reports

Numerically Significant Sub-Groups cont.

White/Caucasian Students

Riverside Unified School District (152 total students)

PERFORMANCE STANDARD	FIRST TEST IN TIME PERIOD		LAST TEST IN TIME PERIOD	
	STUDENTS	PERCENTAGE OF STUDENTS	STUDENTS	PERCENTAGE OF STUDENTS
Advanced	0	0%	0	0%
Proficient	1	1%	15	10%
Basic	52	34%	72	47%
Below Basic	99	65%	65	43%

African American Students

Riverside Unified School District (98 total students)

PERFORMANCE STANDARD	FIRST TEST IN TIME PERIOD		LAST TEST IN TIME PERIOD	
	STUDENTS	PERCENTAGE OF STUDENTS	STUDENTS	PERCENTAGE OF STUDENTS
Advanced	0	0%	1	1%
Proficient	0	0%	3	3%
Basic	31	32%	49	50%
Below Basic	67	68%	45	46%



Students Making 1.5-3 Years Growth in 1 Year

	Scholastic Reading Inventory Gains \geq 150L Approx. 1.5 Year's Growth	Scholastic Reading Inventory Gains \geq 200L Approx. 2.0 Year's Growth	Scholastic Reading Inventory Gains \geq 300L Approx. 3.0+ Year's Growth
Elem. School	468	334	176
Middle School	227	151	61
High School	134	92	37
Total	829	587	274



Books Read and Independent Reading Quizzes Passed



PROGRESS MONITORING


Books Read Summary Report (Page 2)

DISTRICT: RIVERSIDE UNIFIED SCHOOL DISTRICT



Time Period: 08/22/10 – 06/10/11

SCHOOL	NUMBER OF BOOKS READ	STUDENTS	AVG. BOOKS PER STUDENT	TOTAL WORDS READ
TOTALS	22,972	2,283	10.1 (AVG.)	53,488,852





Voices from the Sites

Lauren Dickerson, Read 180/System 44
Teacher, Gage Middle School

Lynn McCown, Assistant Principal Chemawa
Middle School

Success stories from our sites

Next Steps:



- Improve Scholastic Service
- Ensure vertical articulation
- Summer professional development
- Extension of Core Replacement for grades 11-12



Secondary Education

We request Board action to approve the recommendation to extend Read 180 for grades 11-12 Core replacement curriculum.

**Board Meeting Agenda
June 20, 2011**

Topic: Riverside Unified School District Representatives to California Interscholastic Federation Southern Section for 2011-12

Presented by: Dr. William E. Ermert, Assistant Superintendent
Instructional Services

Responsible Cabinet Member: Dr. William E. Ermert, Assistant Superintendent
Instructional Services

Type of Item: Action

Short Description: It is recommended that the Board of Education designate the principal and athletic director from each Riverside Unified School District comprehensive high school to be a representative of the Riverside Unified School District to the CIF for the 2011-2012 school year.

DESCRIPTION OF AGENDA ITEM:

California Interscholastic Federation (CIF) asks that each year, after action by the governing board, districts send the names of league representatives to the CIF section office. The presumption behind Education Code 3353 (a) (1) is that the representatives of boards are the only people who will be voting on issues, at the league and section level, that impact athletics.

If a governing board does not take appropriate action to designate representatives or this information is not given to section offices within the required time frame, CIF is required to suspend voting privileges (CIF Constitution, Article 2, Section 26, page 112) for the affected schools.

FISCAL IMPACT: None

RECOMMENDATION: Approval is requested for the 2011-12 representatives to California Interscholastic Federation Southern Section.

ADDITIONAL MATERIAL: List of recommended representatives for Riverside Unified School District to California Interscholastic Federation Southern Section for 2011-2012 school year.

**Riverside Unified School District Representatives to California Interscholastic
Federation Southern Section for 2011-12**

Arlington High School

Principal: Antonio Garcia
Athletic Director: Bill Grisham

Martin Luther King High School

Principal: Darel Hansen
Athletic Director: Tony Masi

John W. North High School

Principal: Trevor Painton
Athletic Director: Jim McNamara

Poly High School

Principal: Wade Coe
Athletic Director: Bob Ritzau

Ramona High School

Principal: Susan Mills
Athletic Director: John Tibblels



Riverside Unified School District

3380 14th Street Riverside, CA 92501

Board Meeting Agenda June 20, 2011

Topic: Secondary District Plan and Application for Work Experience Education

Presented by: Dr. William E. Ermert, Assistant Superintendent, Instructional Services

Responsible

Cabinet Member: Dr. William E. Ermert, Assistant Superintendent, Instructional Services

Type of Item: Action

Short Description: The California Department of Education Code §51775 requires a Secondary District Plan and Application for Riverside Unified School District's Work Experience Education Program to be approved and adopted by the school Board and reviewed every three years.

DESCRIPTION OF AGENDA ITEM:

In addition to complying with appropriate federal and state laws, Riverside Unified School District agrees to 18 assurances listed in the attached Secondary District Plan.

There are two parts to the Secondary District Plan and Application for Work Experience Education Program:

1. Work Experience Course: Work Experience is an instructional program designed through the cooperative effort of the school and the student's employer. To enroll in one period, students must work a minimum of ten hours per week; for two periods, students must work a minimum of twenty hours per week. For successful completion of one period, a student earns 5 credits; for two periods, a student earns 10 credits. Students are expected to attend a weekly class and report their hours worked. The high school's Work Experience Coordinator supervises students at their work sites. Students may earn a maximum of 40 credits toward graduation in this program.
2. Authorization to Issue Work Permits: In order to be authorized to issue work permits, along with the Secondary District Plan and Application for Work Experience Education, an official letter must be submitted to California Department of Education which includes the names of those who will be signing work permits.

FISCAL IMPACT: None

FISCAL IMPACT: None

RECOMMENDATION: Approval and adoption is requested for the Secondary District Plan and Application for Work Experience Education Program.

ADDITIONAL MATERIAL: Secondary District Plan and Application for Work Experience Education Program
Course Description with Units of Instruction per Semester
Course Objectives
Student Training Agreement
Letter of Authorization to Issue Work Permits
Description of Work Experience Education's Procedure for Granting School Credit

Attached: Yes

California Department of Education

Secondary District Plan And Application for Work Experience Education (WEE) Program

(Per EC 51775, a review of the secondary district plan must be reviewed every three years.)

<u>Riverside Unified School District</u> Local Educational Agency (LEA) / District / School	<u>Riverside</u> County	
<u>3380 14th Street</u> Street Address	<u>Riverside</u> City	<u>92501</u> Zip Code

Place an "X" in the appropriate box (es) to identify the conditions under which WEE will operate.

	Exploratory WEE	General WEE	Vocational WEE
Regular School	<input type="checkbox"/>	<input checked="" type="checkbox"/>	<input type="checkbox"/>
Summer School	<input type="checkbox"/>	<input type="checkbox"/>	<input type="checkbox"/>

In addition to complying with appropriate federal and state laws, California *Labor Code*, California *Education Code*, and California *Code of Regulations*, Title 5, the LEA agrees to the following assurances:

- District Plan:** The district plan for Work Experience Education (WEE) has been approved and adopted by the local governing board and is attached in the enclosed copy of Board Approving Minutes. (EC § 51762 & CCR, T5 § 10070)
- Responsibility for District Plan:** The WEE teacher-coordinator shall implement and/or comply with the assurances contained herein. The school district administration is responsible for those assurances outside the requirements of the WEE teacher-coordinator. (e.g. Assurances 14, 15, 17, and 18)
- Credential:** The WEE teacher-coordinator shall possess a valid secondary-level credential, have two years of occupational experience outside the field of education, and have knowledge of the educational purposes, standards, laws, and regulations regarding WEE. (EC § 51762 & CCR, T5 § 10075)
- Enrollment in WEE:** The WEE teacher-coordinator approves students for enrollment in WEE. (EC § 51760)
 - At the time of enrollment, students are at least 16 years of age. (EC § 51760.3(a))

Exceptions:

 - Students in grade 11 or higher. (EC § 51760.3(a)(i))

- Students enrolled in Exploratory WEE may be 12 years of age and in the middle school. (CCR, T5 § 10071 (c))
 - Principal may certify exemption. (EC § 51760.3(a)(2)(3))
 - WEE may be identified on the Individualized Education Program. (EC § 51760.3(a) (4))
5. **Minimum Day:** The minimum day for students is four periods totaling at least 180 minutes in duration (including WEE). (EC § 46144)
 Exceptions:
 - Continuation high school students. (EC § 46145)
 - Graduating WEE students in the last semester of their senior year. (EC § 46147)
 6. **Pupil/Teacher-Coordinator Ratio:** The pupil/teacher-coordinator ratio in WEE does not exceed 125 pupils per one full-time equivalent certificated WEE teacher-coordinator. Only duties and time directly related to the operation of WEE are considered when determining the pupil/teacher-coordinator ratio. (EC § 46300(b))
 Exceptions:
 - Ratio may be waived by the State Board of Education. (EC § 46300(b))
 7. **Related Classroom Instruction:** The WEE teacher-coordinator is responsible for preparing and conducting related classroom instruction. (EC § 51760, § 51762.5(b) & CCR, T5 § 10073)
 - a. Related classroom instruction or guidance for each semester and type of WEE is conducted by the WEE teacher-coordinator a minimum equivalent of one instructional period per week offered in sessions scheduled intermittently throughout the semester. (EC § 51760.3(b))
 8. **Course Description:** The WEE course description, with major units of instruction for each semester and for each type of WEE offered is attached in the enclosed course description with units of instruction per semester. (CCR, T5§ 10073)
 9. **Work Sites:** The WEE teacher-coordinator identifies, selects, and/or approves work sites. (EC § 51762.5(a) & CCR, T5 § 10072)
 - a. A minimum of two on-site contacts per semester with a work site supervisor at each work site and minimum of one on-site contact during the summer school session is mandated for completion by the WEE teacher-coordinator. (CCR, T5 § 10074)
 10. **Student Training Agreement:** A written formal training agreement identifying the responsibilities of the school district, employer, parent/guardian, and student is developed for each WEE student and is attached in the enclosed copy of Student Training Agreement. (EC § 51762.5 & CCR, T5 § 10071)

The following are found on the Student Training Agreement:

- a. Student objectives to be accomplished at the work site. (CCR, T5 § 10071)
 - b. The work site offers a reasonable probability of continuous employment for the student during the period for which the student is enrolled in WEE. (EC § 51760 & § 51762.5)
 - c. The employer has adequate equipment, materials, and other facilities to provide appropriate learning opportunities. (EC § 51760 & CCR, T5 § 10072)
 - d. Work conditions will not endanger the health, safety, welfare, or morals of the student. (EC § 49116, § 51762 & CCR, T5 § 10072)
 - e. The employer provides adequate adult supervision to ensure that:
 - (1) The Exploratory WEE student is provided opportunities to observe and sample a variety of conditions of work to ascertain his/her interests and suitability for occupations being explored.
 - (2) The General WEE student is provided opportunities to gain occupational skills.
 - (3) The Vocational WEE student is provided opportunities to reinforce and extend the job skills and knowledge learned through the school career/vocational education instructional program. (CCR, T5 § 10071 & § 10072)
 - f. The employer, as required by law, provides Workers' Compensation Insurance coverage whenever there is an employee/employer relationship. Students enrolled in Exploratory WEE are provided Workers' Compensation Insurance through the local school district. (EC § 51768, § 51769 & CCR, T5 § 10071)
 - g. The employer maintains student's hourly work records and cooperates in rating his/her achievement at the work site. (EC § 51762.5 & CCR, T5 § 10072)
 - h. The employer assures the district that he/she does not discriminate based on race, creed, color, sex, or religion. (EC § 51760.3(c) & CCR, T5 § 10071)
11. **Work Permits:** All work permits for students enrolled in WEE are issued or verified by the WEE teacher-coordinator or authorized designee in writing per the enclosed Letter of Authorization to issue work permits. (The document needs **original signature** of the District Superintendent or designee.) (EC § 49110 (b))
12. **Exploratory WEE:** For each student enrolled in Exploratory WEE, a limit on the number of hours of observation is established at each observation site. (CCR, T5 § 10071(c))

13. **Granting Credit:** The procedure for granting school credit for WEE is found in enclosure (4). A student satisfactorily completing the WEE program requirements may earn a maximum of 40 semester credits made up of one or a combination of two or more of the following:
 - (1) Exploratory WEE - Ten (10) semester credits for each semester with a maximum of twenty (20) semester credits.
 - (2) General WEE - Ten (10) semester credits for each semester with a maximum of forty (40) semester credits.
 - (3) Vocational WEE - Ten (10) semester credits for each semester with a maximum of forty (40) semester credits. (EC § 51760.3, § 51762.5(b)(f) & CCR, T5 § 1635)

14. **Professional Development:** A provision is made for WEE professional development for new and continuing teacher-coordinators and other support personnel in WEE, to ensure the quality of the WEE program. (EC § 51762)

15. **Clerical Services & Records:** A provision is made for clerical services to assist the professional in meeting the goals and objectives of WEE and to assure the accuracy, completeness, and quality of the records.

The district shall maintain records including:

 - a. Type of WEE in which each student is enrolled, where the student is employed, the type of job held or observation sites and hours of rotation. (EC § 51762.5)
 - b. Work permit issued, if applicable. (EC § 49110) Note: Not required for Exploratory WEE.
 - c. Employer's report of student's hourly work record and performance on the job. (EC § 51762.5)
 - d. Report of employer consultations. (EC § 51762.5 & CCR, T5 § 10074)
 - e. Ratings of each student, including his/her grade. (EC § 51760.3 & § 51762.5)
 - f. Formal training agreement for each employer and student that describes the responsibilities of the employer, student, school, and parent/legal guardian. (EC § 51762.5 & CCR, T5 § 10071)

16. **Summer School:** WEE during the summer is conducted in the same time period as the rest of the approved summer school and conforms to all appropriate federal and state laws, California *Labor Code*, California *Education Code*, and California *Code of Regulations*, Title 5 rules and regulations applicable to WEE.

17. **Civil Rights Act:** WEE covered by this plan shall comply with Title VI and Title VII of the Civil Rights Act of 1964 and with Title 5 of the *California Code of Regulations*. (EC § 51762)

18. **Nondiscrimination:** WEE covered by this plan shall comply with Title IX (Nondiscrimination on the Basis of Sex) of the Education Amendments of 1972. (EC § 51762)

I hereby certify that to the best of my knowledge, the provisions for WEE outlined in this Secondary District Plan meet all California Department of Education requirements.

District Superintendent or Designee

Date

June 20, 2011

Date Local Governing Board Approved: _____ June 20, 2011

Person Preparing Application:

Name: _____ Cheryl Simmons _____ E-mail: _____ casimmons@rusd.k12.ca.us _____

Title: _____ Director, Secondary Education _____ Phone: _____ (951) 788--7135 (80301) _____

This Secondary District Plan and application for a WEE program must include the **original signature** of the district superintendent or designee along with the following required enclosures:

- Enclosures:
- (1) Copy of Board Approving Minutes
 - (2) Course Description w/units of Instruction per semester
 - (3) Copy of Student Training Agreement
 - (4) Letter of Authorization to Issue Work Permits (**original signature** of the district superintendent or designee)
 - (5) Description of WEE's procedure for granting school credit

Submit this Secondary District Plan and application along with all (5) enclosures to:

Kimberly B. Born, Education Programs Consultant
Secondary, Career, and Adult Learning Division
High School Transformation Unit
California Department of Education
1430 N Street, Suite 4503
Sacramento, CA 95814
kborn@cde.ca.gov
916-319-0480

COURSE DESCRIPTION WITH UNITS OF INSTRUCTION PER SEMESTER

WORK EXPERIENCE EDUCATION PROGRAM – COURSE DESCRIPTION

Work Experience Education is an instructional program designed through the cooperative effort of the school and the student's employer. To enroll in one period, students must work a minimum of ten hours per week; for two periods, students must work a minimum of twenty hours per week. For successful completion of one period, a student earns 5 credits; for two periods, a student earns 10 credits. Students are expected to attend a weekly class and report their hours worked. The high school's Work Experience Coordinator supervises students at their work sites. Students may earn a maximum of 40 credits toward graduation in this program.

Work Experience 1A	192610
Work Experience 1B	192710

Grade 11 12

Length Semester

Prerequisite:

Sixteen years of age; part-time employment at a school-approved work site, instructor approval.

Description:

This course is an elective class which combines supervised, paid employment in any occupational field with related classroom instruction in employability skills. Students will develop work habits, attitudes, self-confidence, and job skills that can be used to locate, secure, and retain employment in the community.

Instruction in Work Experience 1A is divided into three parts involving the employment cycle: Getting a Job, Keeping a Job, and Leaving a Job. Labor laws, employee rights, income taxes and other pertinent topics will be discussed as they relate to the employment cycle.

Instruction in work Experience 1B is divided into two parts: Economic Awareness and Career Awareness. Pertinent topics such as wages and payroll deductions, taxes, fringe benefits, insurances, and budgets are discussed. Career awareness involves abilities, skills, and interest identification as it relates to career decisions. Related topics such as employment projections and job training are discussed.

Work Experience 2A	192810
Work Experience 2B	192910

Grade 11 12

Length Semester

Prerequisite: Sixteen years of age; part-time employment at a school-approved work site; instructor approval.

An IEP is required for Special Education Work Experience

Comments:
Special Education Works Experience may be repeated for a maximum of 40 credits. Emphasis is placed on meeting the IEP goals in the area of vocational education, while addressing the core curriculum for the content areas represented by the employment.

Description:
This course is an elective class which combines supervised, paid employment in any occupational field with related classroom instruction in employability skills. Students will continue to develop work habits, attitudes, self-confidence, and job skills that can be used to locate, secure, and retain employment in the community. Employment related issues are discussed as they relate to the student and employment world.

Instruction in Work Experience 2A covers the same components as Work Experience 1A, but at a more advanced level.

Instruction in Work Experience 2B covers the same components as Work Experience 1B, but at a more advanced level.

COURSE OBJECTIVES

WORK EXPERIENCE EDUCATION FRAMEWORK AND CONTENT STANDARDS FOR CALIFORNIA PUBLIC SCHOOLS

Adopted 3/29/2006 by the California Association of Work Experience Educations

FRAMEWORK

- Goal 1: **EMPLOYMENT CYCLE** Students will demonstrate job seeking skills, skills for keeping and advancing on a job, and demonstrate skills for making a positive impression when leaving a job.
- Goal 2: **ECONOMIC AWARENESS** Students will understand wage systems, payroll deductions, taxation, insurance benefits, basic business operations and personal money management.
- Goal 3: **CAREER DEVELOPMENT** Students will demonstrate an awareness of career opportunities and will utilize the career decision making process to identify career choices and develop a plan for achieving career goals.

CONTENT STANDARDS

Goal 1: EMPLOYMENT CYCLE

1.0 Job Seeking Skills

Students understand the steps of the hiring process and demonstrate ways to successfully obtain employment.

- 1.1 Students understand basic labor laws and know how to contact government agencies when necessary.
- 1.2 Students will demonstrate knowledge of resources available including internet based web sites to locate employment opportunities.
- 1.3 Students will understand how to properly compose and format a business letter and are able to compose one, such as a résumé cover letter and/or an interview thank you letter.
- 1.4 Students will demonstrate how to appropriately complete job applications.

- 1.5 Students understand and know how to create a properly formatted résumé and reference sheet.
- 1.6 Students will create a “Portfolio” that demonstrates skills and experiences for use when seeking employment.
- 1.7 Students know how to identify and demonstrate effective job interview skills and techniques.
- 1.8 Students will identify and practice appropriate responses to potential interview questions.
- 1.9 Students will identify discriminatory practices related to the employment process including recognition of inappropriate interview questions and will practice actions/responses to such situations.
- 1.10 Students know the appropriate documents that can be presented to the employer for the Federal “I-9” Form immediately after being hired.

2.0 Understanding the Workplace and Keeping a Job

Students understand employer expectations, responding to supervisor’s evaluations and taking steps to improve job performance. Students recognize and respond appropriately to various workplace situations to create effective and safe work environments.

- 2.1 Students understand basic labor laws including safety regulations, sexual harassment, employment contracts, union agreements, etc.
- 2.2 Students understand employer expectations of employees and will review their own performance evaluations to identify areas of improvement and plan steps to improve.
- 2.3 Students know the common reasons why employees are fired and are able to identify steps to be taken to avoid being fired.
- 2.4 Students recognize and discuss laws, issues, and ethical practices relating to workplace privacy involving: communications, internet usage, workplace searches, video camera surveillance, personnel files, etc.
- 2.5 Students can identify the most common work place accidents and steps to take to avoid these potentially hazardous situations.
- 2.6 Students understand and know how to respond to crime at work with emphasis on personal safety.

- 2.7 Students know how to recognize sexual harassment when it occurs and know the appropriate actions that needs to be taken to have a non-offensive work environment.
- 2.8 Students learn how to develop a plan for obtaining pay raises and/or promotions.
- 2.9 Students will identify situations at work that require ethical actions and decision making. Examples are: reasons for missing work, reporting actions of others to supervisors, issues of honesty, etc.

3.0 Leaving a Job

Students understand their legal rights when leaving a job and demonstrate skills for making a positive impression upon terminating their employment.

- 3.1 Students understand basic labor laws pertaining to leaving a job including the legal concept of “Wrongful Termination”.
- 3.2 Students know how to create a properly formatted letter of resignation from their job.

Goal 2: ECONOMIC AWARENESS

4.0 Wages, Taxation, Benefits, Money Management

Students understand their paycheck including common deductions/taxation; financial aspects of business operations; and exhibit knowledge of personal financial management.

- 4.1 Students use and demonstrate the purpose and effect of a W-4 Form for income tax withholding.
- 4.2 Given a W-2 Form and a Federal Income Tax 1040EZ Form, students know how to read their W-2 and use the information to complete the 1040EZ to file a basic tax return.
- 4.3 Students recognize and can discuss the most common deductions on a paycheck stub.
- 4.4 Students will identify, describe and differentiate forms of compensation and benefits including required insurance such as: State Disability, Worker’s Compensation, Unemployment, Social Security and Medicare as well as understand other forms of insurance the employee may obtain.
- 4.5 Students demonstrate a basic understanding of personal money practices (budgets, banking) including the establishment and use of credit.

- 4.6 Students understand and can identify operational business issues which may include revenues, expenses, employee scheduling, product pricing, etc.

Goal 3: CAREER DEVELOPMENT

5.0 Career Selection, Investigation, and Planning

Students will evaluate their interests and skills to identify careers to investigate, culminating in development of a personal career plan.

- 5.1 Utilizing interest, aptitude, skills, and values assessments students will identify careers for investigation that fit their personal profile.
- 5.2 Students will use a variety of resources such as ones found in print, the internet, and software based programs to investigate employment trends and hiring projections for careers of interest.
- 5.3 Students will demonstrate knowledge of resources available to access wage/ salary information relating to personal careers of interest.
- 5.4 Students investigate training/education requirements for careers of interest as well as fees and entrance requirements of educational organizations.
- 5.5 Students develop a written career plan identifying related employment opportunities, hiring/wage projections, and training/education requirements.

WORK EXPERIENCE EDUCATION PROGRAM – UNITS OF INSTRUCTION PER SEMESTER

COURSE TITLE: General Work Experience I/IV

Syllabus to be written in topic outline form, which will include appropriate references to basic text and/or curriculum resources. Syllabus must be written to reflect each grading period (by weeks, quarter, etc.). Include suggested homework policy and suggested grading criteria where appropriate. The syllabus should not be a copy of the Table of Contents.

Course Outline/Grading Policy/Homework Policy

FIRST SEMESTER LESSONS

First Quarter: Unit I – Getting a Job

1. The student will identify the course requirements, grade policy, and other prerequisites for success in the Work Experience Program.
2. The student will identify employee rights and laws pertaining to wages, hours, and working conditions. (1.1, 2.1)
3. The student will demonstrate an understanding of sexual harassment and what steps to take should it occur. The student will demonstrate job search strategies to locate employment. (1.2, 2.1, 2.7)
4. Students will demonstrate an awareness of current work world issues, labor laws, career opportunities, and post-secondary training paths. (1.1)
5. The student will prepare a resume suitable for a specific job or career pathway. (1.5)
6. The student will prepare a cover letter to accompany a resume. The student will write an appropriate job interview follow-up letter. (1.3)
7. The student will complete job application forms neatly and accurately. (1.4)
8. The student will demonstrate job interview preparation techniques and appropriate grooming for a job interview. (1.7)
9. The student will demonstrate effective job interview techniques and will practice answering commonly asked questions. (1.8)
10. The student will identify legal and illegal pre-employment questioning from employers. (1.9)
11. Students will create a “Portfolio” that demonstrates skills and experiences for use when seeking employment. (1.6)
12. Students know the appropriate documents that can be presented to the employer for the Federal “I-9” Form immediately after being hired. (1.10)

Second Quarter: Unit II - Keeping a Job

13. The student will identify and practice desirable work attitudes and habits at the workplace. (2.2, 2.3)
14. The student will understand how to work effectively with a supervisor. (2.2, 2.3)
15. The student will know the job, company and industry expectations at the workplace. (2.2, 2.3)
16. The student will identify employee rights and laws pertaining to the right of privacy. (2.4)

17. The student will analyze job safety issues and potential liability of employees. (2.3, 2.5, 2.6)
18. The student will identify the criteria necessary for a legal employment contract. The student will compare and contrast individual and collective employment contracts. The student will identify the characteristics common to status as an independent contractor. (2.1)
19. Students learn how to develop a plan for obtaining pay raises and/or promotions. (2.8)
20. Students will identify situations at work that require ethical actions and decision making. Examples are: reasons for missing work, reporting actions of others to supervisors, issues of honesty, etc. (2.9)
21. The student will examine training through the workplace, college, special schools and the military to reach career goals. The student will fit training plans into current high school career pathways.

Unit III—Leaving a Job

22. The student will demonstrate an understanding of their legal rights regarding job separation and re-employment. The student will identify and implement procedures for making a positive impression when leaving a job including the writing of a letter of resignation. (3.1, 3.2)
23. Students will evaluate their performance on the job using written employer evaluations and teacher visitation information. (2.2)

SECOND SEMESTER LESSONS

Third Quarter: Unit IV – Economic Awareness

1. The student will identify the course requirements, grading policy, and other prerequisites for success in the Work Experience Program.
2. The student will demonstrate the ability to read and interpret as W-2 Form, W-4 Form, and a 1040 EZ Income Tax Form. (4.1, 4.2)
3. The student will interpret a paycheck stub. The student will complete a W-4 Income Tax Withholding Tax Form. 23. (4.1, 4.3)
4. The student will explain the purpose and identify the conditions for eligibility of State Disability, Workers Compensation, Unemployment, and Social Security Insurance. (4.4)
5. The students will identify fringe benefits their current job provides and optional benefits they hope to have in the future. (4.4)
6. The student will compare and contrast various types of insurance benefits offered by employers. (4.4)
7. The student will describe the Social Security system, eligibility requirements for benefits, and how benefits are determined. The student will evaluate retirement options. (4.4)
8. The student will explain how to apply for credit and establish a credit rating. The student will compare various banking and credit sources. The student will be able to write checks appropriately while balancing an account. The student will identify a format for maintaining a personal budget. (4.5)
9. Students understand and can identify operational business issues which may include revenues, expenses, employee scheduling, product pricing, etc. (4.6)

Fourth Quarter: **Unit V - Career Development**

10. Students will demonstrate an awareness of current work world issues, labor laws, career opportunities, and post-secondary training paths using a variety of resources such as ones found in print, the internet, and software based programs to investigate employment trends and hiring projections for careers of interest. (1.1, 5.2)
11. The student will assess their aptitudes and transferable job specific skills toward identifying appropriate career options. (5.1)
12. The student will examine job projections locally and statewide. The students will identify technological and other future trends in the workplace. The student will identify a career pathway by writing a personal essay describing their educational and career goals. (5.5)
13. The student will examine training through the workplace, college, special schools, and the military to reach career goals. The student will fit training plans into current high school career pathways. (5.4)
14. The student will research the wage levels and income opportunity of various careers. (5.3)
15. The students will identify the skills to get a job including: job applications, resumes, and interviewing. (1.4, 1.5, 1.7, 1.8)
16. Students will evaluate their performance on the job using written employer evaluations and teacher visitation information. The students will be recognized for completion of Work Experience requirements. (2.2)

GRADING POLICY:

School sites have the option of offering the class for a letter grade or pass/fail.

HOMEWORK POLICY:

Homework is an integral part of the curricular program. It reinforces learning, provides practice, and expands knowledge and skills. Homework also helps students develop good study habits and teaches self-discipline. Regular, meaningful homework is assigned and incorporated as an integral part of instruction.



Work Experience Education (WEE) Training Agreement

<p>For Student to Complete:</p> <p>Student Name: _____ Home Address: _____ City: _____ Zip Code: _____ Phone: _____ Date of Birth: _____ Age: _____ Grade Level: _____</p> <p><input type="checkbox"/> General Work Experience Program <input type="checkbox"/> Exploratory Work Experience Program <input type="checkbox"/> Vocational Work Experience Education Work Permit Issued: <input type="checkbox"/> Yes <input type="checkbox"/> No <input type="checkbox"/> 18+ yrs</p>	<p>As a student enrolled in the WEE program, I:</p> <p><input type="checkbox"/> will find a job that meets the class guidelines. <input type="checkbox"/> will obtain a work permit for each job held if under 18 years of age. <input type="checkbox"/> will attend weekly classes, submit weekly records of hours worked, provide pay stubs, complete assignments, and follow all the policies of this program. <input type="checkbox"/> understand if I am absent from school for any reason, then I am not allowed to go to work on the day of that absence. I will attend school regularly. <input type="checkbox"/> will inform the WEE teacher coordinator and seek advice BEFORE quitting my job.</p>
<p>For Parent/Guardian to Complete:</p> <p>Parent/Guardian Name: _____ Address: _____ City: _____ Zip Code: _____ Phone: _____</p> <p>As a parent/guardian of a student enrolled in WEE, I:</p> <p><input type="checkbox"/> give permission for the student to be employed.</p>	<p>As a parent/guardian of a student enrolled in WEE, I:</p> <p><input type="checkbox"/> give permission for the student to leave school during WEE. <input type="checkbox"/> assume responsibility for the safety and conduct of the student while traveling to and from school, job, and home. <input type="checkbox"/> assume responsibility for the student's supervision while off campus. <input type="checkbox"/> will assist my student in successful completion of this class.</p>
<p>For Employer to Complete:</p> <p>Employed by: _____ Address: _____ City: _____ Zip Code: _____ Phone: _____ Employer's Worker's Comp. _____ Student Job Title: _____ Job Duties: _____</p> <p>As the employment site, we will:</p> <p><input type="checkbox"/> not discriminate on the basis of race, color, national origin, sex, or disability, creed or religion. <input type="checkbox"/> ensuring working conditions do not endanger the health, safety, welfare, or morals of the student.</p>	<p><input type="checkbox"/> provide adequate equipment, materials, facilities, and accommodations to allow appropriate learning activities. <input type="checkbox"/> provided an itemized statement of deductions with every paycheck. <input type="checkbox"/> complete time sheets and provide student evaluations. <input type="checkbox"/> consult with the WEE coordinator regarding student's performance. <input type="checkbox"/> provide Worker's Compensation Insurance. <input type="checkbox"/> provides adequate adult supervision. <input type="checkbox"/> provide the probability of continuous employment. <input type="checkbox"/> notify the WEE coordinator immediately of any problems or concerns or if the student is terminated or quits.</p>
<p>For Work Experience Teacher Coordinator to Complete:</p> <p>Student's on-the-job objectives:</p> <p>(1) _____ (2) _____ (3) _____</p>	<p>Work Experience Education Coordinator Will:</p> <p><input type="checkbox"/> review and approve student job sites. <input type="checkbox"/> conduct a minimum of 2 site visits/semester. <input type="checkbox"/> maintain all program/student records per Ed Code. <input type="checkbox"/> consult with employer, student, and parent/guardian regarding job performance, progress in class, grade, etc. as necessary.</p>
<p>Non-discriminatory Statement: "No person shall be excluded from participation in or denied the benefits of any local agency's program or activity on the basis of sex, sexual orientation, gender, ethnic group identification, race, ancestry, national origin, religion, color, or mental or physical disability in any program or activity conducted by an educational institution or any other local agency, which is funded directly by, or that receives benefits from any state financial assistance." (5 CCR, Ch. 5.3, SubCh. 1, Art. 1)</p>	
<p>Student Signature: _____ Date _____</p>	<p>Parent/Guardian Signature: _____ Date _____</p>
<p>Employer Signature: _____ Date _____</p>	<p>WEE Coordinator Signature: _____ Date _____</p>

BOARD OF EDUCATION

Mr. Tom Hunt
President
Charles L. Beaty, Ph.D.
Vice President
Mrs. Gayle Cloud
Clerk
Mr. Lewis J. Vanderzyl
Mrs. Kathy Allavie

Riverside Unified School District

ADMINISTRATION BUILDING
3380 14TH STREET - P. O. BOX 2800
RIVERSIDE, CALIFORNIA 92516

INSTRUCTIONAL SERVICES
(951) 788-7135 ext. 80301
FAX: (951) 778-5672

Richard L. Miller, Ed.D.
DISTRICT SUPERINTENDENT

June 20, 2011

TO: Kimberly B. Born, Education Programs Consultant
Secondary, Career, and Adult Learning Division
High School Transformation Unit
California Department of Education
1430 N Street, Suite 4503
Sacramento, CA 95814

FROM: Dr. Richard L. Miller, Ph.D., Superintendent
Riverside Unified School District

SUBJECT: Authorization to Issue Work Permits

This letter is officially authorizing the following personnel to issue work permits according to Education Code § 49110:

Bill Grisham	Teacher, Arlington High School
Ed Davalos	Teacher, Educational Options Center
Charles Hyde	Specialist, Educational Options Center
Tony Masi	Teacher, King High School
Teresa Wagner	Teacher, Lincoln High School
Rich Davis	Assistant Principal, North High School
Allison Blythe	Teacher, Poly High School
John Tibbles	Teacher, Ramona High School
Glenda Adair, Kathy Evans, Laura Misamore & Nicole Oliver	Pupil Services

All personnel listed above have a working knowledge of California labor laws and regulations as they relate to minors. If there are any questions pertaining to the issuance of work permits, please call (951) 788-7135, extension 80301.

Sincerely,

Dr. Richard L. Miller, Ph.D.
Superintendent

WORK EXPERIENCE EDUCATION'S PROCEDURE FOR GRANTING SCHOOL CREDIT

To enroll in one period, students must work a minimum of ten hours per week; for two periods, students must work a minimum of twenty hours per week. For successful completion of one period, a student earns 5 credits; for two periods, a student earns 10 credits. Students are expected to attend a weekly class and report their hours worked. The high school's Work Experience Coordinator supervises students at their work sites. Students may earn a maximum of 40 credits toward graduation in this program.

**Board Meeting Agenda
June 20, 2011**

Topic: New Course: Intermediate Algebra

Presented by: Dr. Jenny Hirst, Instructional Specialist

Responsible
Cabinet Member: Dr. William E. Ermert, Assistant Superintendent, Instructional Services

Type of Item: Action

Short Description: Intermediate Algebra Course is designed to provide college-bound students who are underutilizing their senior year by not enrolling in a math course, a combination course that backfills gaps in mathematical subject matter as well as solidifying Algebra 2 skills. The course will deepen students' conceptual understanding and content knowledge providing the proficiency necessary for students' entry into College Level Mathematics courses upon graduation from high school.

DESCRIPTION OF AGENDA ITEM:

Intermediate Algebra course is designed to be comparable to Elementary and Intermediate Algebra (or the equivalent) pre-college/pre-university level mathematics courses. The course delves into high school level Algebra 1 and Algebra 2 at a greater depth preparing students to enroll in post-secondary college level mathematics courses upon graduation from high school. Its aim is to provide students with ongoing and varied opportunities to further develop their proficiencies across the full range of algebra skills within a frame of reference reflective in the attainment of degrees and credentials with value in the marketplace. This year-long course would be offered for 10 credits of high school graduation elective credit.

FISCAL IMPACT: Completion Counts grant monies will be used to fund one Extended Day section at each comprehensive and alternative education high school to cover the cost of staffing and textbook materials for 2011-2012 and 2012-2013 school years. Funding for the course after the initial pilot period would be at the discretion of each high school principal.

RECOMMENDATION: It is recommended that the Board of Education approve the new course: Intermediate Algebra.

ADDITIONAL MATERIAL:

Attached: Intermediate Algebra - new course proposal.

High School Course Proposal - Intermediate Algebra

I. Course Purpose:

The purpose of **Intermediate Algebra** is to provide college-bound students who are underutilizing their senior year by not enrolling in a math course, a combination course that backfills gaps in mathematical subject matter as well as solidifying Algebra 2 skills. The course will deepen students' conceptual understanding and content knowledge providing the proficiency necessary for students' entry into College Level Mathematics course upon graduation from high school.

Course Description:

Intermediate Algebra is designed to be comparable to Elementary and Intermediate Algebra (or the equivalent) pre-college/pre-university level mathematics courses. The course delves into high school level algebra 1 and algebra 2 at a greater depth preparing students to enroll in post secondary College Level mathematics courses upon graduation from high school. Its aim is to provide students with ongoing and varied opportunities to further develop their proficiencies across the full range of algebra skills within a frame of reference reflective in the attainment of degrees and credentials with value in the marketplace.

II. Course Goals and/or Major Student Outcomes:

- **Students will demonstrate factual knowledge including the mathematical notation and terminology used in this course.** Students will read, interpret, and use the vocabulary, symbolism, and basic definitions used in algebra including the real numbers, exponents, radicals, polynomials, factoring, functions, equations, inequalities, and graphs.
- **Students will describe the fundamental principles including the laws and theorems arising from the concepts covered in this course.** Students will identify and apply the laws and formulas that result directly from the definitions; for example, the quadratic formula, rules of exponents, properties of logarithms, Cramer's Rule, the Binomial Theorem, the complex number system, and sequences and series.
- **Students will apply course material along with techniques and procedures covered in this course to solve problems.** Students will use the facts, formulas, and the techniques learned in this course to simplify algebraic expressions, graph functions, and solve inequalities, equations and systems of equations.
- **Students will develop specific skills, competencies, and thought processes sufficient to support further study or work in this field or related fields.** Students will acquire a level of proficiency in the fundamental concepts and applications necessary for further study in academic areas requiring college algebra as a prerequisite, or for work in occupational fields requiring a background in algebra. These fields might include education, business, finance, marketing, computer science, physical sciences, and engineering, as well as mathematics.

III. Course Objectives:

Students will:

- develop and refine basic algebra skills by way of an integrated review of these skills as they are needed.
- apply problem-solving and critical thinking skills through the application of algebraic concepts to common situations.
- utilize the “Rule of Four”: all concepts are explored algebraically, numerically, graphically and in context with applications.
- analyze, compare, synthesize, and evaluate to derive meaning from and make connections among the various representations to gain a richer, more flexible understanding of each concept.
- enhance learning and understanding of algebraic concepts through the integrated use of technology when appropriate.
- Analyze the structure of real world problems and plan solution strategies to solve the problems using appropriate tools.

IV. Course Outline:

Developing students’ ability to identify and define problems clearly, to gather, analyze, and synthesize data relevant to a problem, to select and assess solutions appropriate to the context, to evaluate consequences and revise the thinking process, to ask and answer questions appropriate to the learning context, to explore alternative goals and approaches and different viewpoints, to apply specialized knowledge to larger context, and to make connections across disciplines is a pervasive theme throughout the **Intermediate Algebra** course.

The topics of study listed below are taught consistently throughout the school year. They are interwoven into the fabric of the course.

1. Real number operations
2. Linear equations and inequalities in one variable with applications
3. Exponents and polynomials
4. Factorization of polynomials
5. Graphs of linear equations and applications
6. Radical expressions
7. Systems of equations and applications, Cramer’s rule
8. Rational expressions and equations
9. Logarithms, exponential equations

10. Complex number system
11. Binomial Theorem
12. Sequences and series

Texts and Supplemental Materials:

Intermediate Algebra (2009, Alan S. Tussy and R. David Gustafson), Fourth Edition, Brooks/Cole Cengage Learning

- V. **Key Assignments:** Each topic below will include assignments such as Group Project, Summary and Reflection, Chapter Review Exercises and Investigation of topic as related to real-world applications (e.g. mathematical modeling):

1. Real number operations
2. Graphs, Equations of Lines, and Functions
3. Systems of Equations
4. Inequalities
5. Exponents, Polynomials, and Polynomial Functions
6. Rational Expressions and Equations
7. Radical Expressions and Equations
8. Quadratic Equations, Functions, and Inequalities
9. Exponential and logarithmic Functions
10. Conic Sections; More Graphing
11. The Binomial Theorem and Sequences and Series

VIII. **Instructional Methods and/or Strategies:**

1. Lecture and discussion
2. Research-based instructional strategies:
 - a. Five Phases of Direct Instruction
 - b. Marzano's high yielding engagement strategies
 - c. SIOP (Sheltered Instruction Observation Protocol)
 - d. Checking for Understanding (CFU) strategies
 - e. Questions that focus on HOTS (Higher Order Thinking Skills)
 - f. Interactive strategies that promote academic oral fluency and understanding
 - g. Differentiated instruction

IX. **Assessment Methods and/or Tools:**

1. Formative assessments
 - a. Common Assessments that focus on essential concepts
 - b. Quarterly benchmarks
2. Summative assessments
 - a. Benchmark Assessments (Mid-term exams)
 - b. Semester Final Assessments (Final exams)

X. **Pacing Guide:**

1. Quarters 1 and 2

- a. Real number operations
- b. Graphs, Equations of Lines, and Functions
- c. Systems of Equations
- d. Inequalities
- e. Exponents, Polynomials, and Polynomial Functions
- f. Rational Expressions and Equations
- g. Quadratic Equations and Functions

2. Quarters 3 and 4

- a. Quadratic equations, functions, and inequalities
- b. Exponential logarithmic functions
- c. Conic sections and more graphing
- d. The Binomial Theorem and sequences and series

**Board Meeting Agenda
June 20, 2011**

Topic: Out-of-State Multiple-Day Field Trip, Arlington High School

Presented by: Dr. William E. Ermert, Assistant Superintendent, Instructional Services

Responsible
Cabinet Member: Dr. William E. Ermert, Assistant Superintendent, Instructional Services

Type of Item: Action

Short Description: Arlington High School ASB Leadership will travel by charter bus to Zion and St. George, Utah, to participate in a Summer Retreat from August 1–5, 2011. The trip will be funded by fundraising activities.

DESCRIPTION OF AGENDA ITEM:

Arlington High School ASB Leadership will travel by charter bus to Zion and St. George, Utah, to participate in a Summer Retreat from August 1–5, 2011. The trip will be funded by fundraising activities.

FISCAL IMPACT: None

RECOMMENDATION: Approval is requested for Arlington High School’s ASB Leadership multiple-day field trip.

ADDITIONAL MATERIAL: Multiple-Day Field Trip application and itinerary.

Attached: Yes



RECEIVED MAY 10 2011

Procedures #6153 (f)
(Ref: Policy #6153
Rules & Reg. #6153)

RIVERSIDE UNIFIED SCHOOL DISTRICT
Elementary and Secondary Education

MULTIPLE-DAY FIELD TRIP APPLICATION

Multiple-Day Field Trip Application must be submitted to the Director of Elementary or Secondary Education for approval **two months prior to departure** for in-state trips, and **four months prior to departure** for out-of-state and out-of-country trips. Out-of-country field trips require Board approval at least **four months prior to departure**. The Multiple-Day Final Checklist is due to the principal 2 weeks prior to departure. Submit application to the Director of Elementary or Secondary Education for approval within time limits as noted.

School: Arlington Grade Level: 10-12
Teacher's Name: John Peck Teaching (Subject): ASB Phone #: 760-344-3004
Field Trip Dates: Aug 1-5, 2011 Location (City and State): Zion + St George, UT
Number School Days Missed: 0 Number Students: 36 Number Adults: 6 Ratio Adult to Student: 6 To 1

Name and Title of Adults: John Peck, ASB Advisor + Michelle Peck
Gina Zaket, Fvette Barajas, Teresa Britto - Teachers

Administrator Accompanying Group Yes No Name(s): Antonio Garcia

Name of Group (i.e. Choir, Drill Team, Swim Team, etc.): ASB

Name of Event (ATTACH INFORMATION DESCRIBING EVENT): Summer Retreat

Link to course of study: Team Building, event (calendar) planning, leadership workshops

Estimated cost per student: \$400 Detailed Funding Plan: see attached

Transportation By: Bus -- Check one: RUSD or Charter # 9668 Bus to St George
 Plane
 Private Vehicle (The vehicle MUST have one seat and a seat belt for each person in the car.)
 NOTE: CHECK THIS BOX TO VERIFY THAT ALL DRIVERS OF PRIVATE VEHICLES HAVE BEEN APPROVED BY RUSD'S TRANSPORTATION DEPARTMENT. **Field trip will not be approved until private vehicle drivers have been approved.**
 Other _____

Insurance for Host Organization (if applicable): _____

Housing Accommodations: Hotels - see attached itinerary

SIGNATURES:
John Peck 3-22-11
Teacher Date

[Signature] 5/4/11
Principal Date

Cheryl Simon 6-1-11
Director, Elementary - Secondary Education Date

[Signature] 5-27-11
Transportation Manager Date

William E. Grant 6/2/11
*Deputy - Assistant Superintendent, Instruction Date

[Signature]
*Superintendent Date

*For out-of-state requests only
**For out-of-country requests only
**Date of Board Action

DEPARTMENT USE ONLY
 Approval pending clearance of Transportation and signed Multiple Day Final Checklist
 Not approved because _____

A Multiple-Day Checklist, signed by the site principal, is required to be filed with the Elementary or Secondary Education department 1 week prior to departure.

Riverside Unified School District
Instructional Services

MULTIPLE-DAY PRE APPROVAL CHECKLIST

School: Arlington Name of Group: ASB
Field Trip: Summer Retreat Date of Event: Aug 1-5, 2011
Teacher or Administrator Requesting Pre-Approval: John Peek
Principal's Signature: [Signature] Date: 4/1/11

Destination: California Within the United States Out of the Country*

Following items must be attached for submission of Pre-Approval for Multiple-Day Field Trip Application

- * Brochure or registration forms N/A
- * Itinerary
- * Detailed funding plan that itemizes earnings and all expenditures, including sub costs
- * A list of all eligible students attending
- * Copy of notification to be used for parents/legal guardian explaining purpose of event, funding, transportation, housing, supervision, permission forms, and emergency plans (include emergency telephone number of trip supervisor)
- * Safety and Supervision Plan listing of all personnel and their positions (administrators, teachers, counselors, parents, etc.) who are responsible for students during multiple-day field trip.
- * Copy of Parent Consent form to be used for each participating student (#26-9050)
- * List of names, addresses and telephone numbers of students' host families if students are housed in private homes N/A

TYPE OF TRANSPORTATION: One of the following is required. To be determined

SCHOOL BUS CHARTER BUS RENTAL VEHICLE PRIVATE VEHICLE AIRLINE TRAIN

1. Charter / School Bus Transportation Manager Signature: [Signature] Date: 5-27-11

a. If the trip requires a bus, a "Request for Field Trip Transportation" must be submitted via TRIP TRACKER on-line to Pupil Transportation Services at least 30 days prior to the scheduled trip.

2. Rental or Privately Owned Vehicle

- a. In no instance may a vehicle be used that is capable of holding more than ten persons
- b. All drivers and all documents must be cleared through Transportation.
- c. Rental vehicles are booked through Purchasing

Signature certifies that all items have been submitted and are on file. Pre-approval is given for the submission of the Multiple-Day Field Trip Application.

*Out of Country field trips require Board Pre-approval and Final approval.

Superintendent / Designee Signature: Cheryl A. Sumner Date: 6-1-11

THIS FIELD TRIP IS **NOT APPROVED** UNLESS THIS PRE-APPROVAL IS SIGNED BY THE SUPERINTENDENT OR HIS DESIGNEE, IN ACCORDANCE WITH RIVERSIDE UNIFIED SCHOOL DISTRICT POLICIES AND PROCEDURES.

Chaperones for this trip:

John Peek, ASB Advisor

Michelle Peek, Wife

Teresa Britto, Senior Class Advisor

Gina Zlaket, Junior Class Advisor

Yvette Barajas, Sophomore Class Advisor

Antonio Garcia, Principal

Cell Phone for John Peek: (760)662-0311

Funding Plan:

This trip will cost each student about \$400. Students will participate in all ASB sponsored fundraisers to raise sufficient funds for this activity. Scheduled fundraisers are detailed in the ASB Welcome Letter.

Trip Costs:

36 students total:

Transportation	\$5400	\$150
Hotel	\$4320	\$120
Food	\$3600	\$100
Shows	\$1080	\$30
Total:	\$14400	\$400 per student

*****Students attending will be determined after student elections in May.**

ARLINGTON HIGH SCHOOL
ASSOCIATED STUDENT BODY

2011-2012

Student Participation & Fundraising

The Summer ASB Retreat held in beautiful **Zion National Park and in St George, Utah** Monday, Aug 1st thru Friday August 5th gives the students the opportunity to bond as a team, plan the activity schedule for the year, and have fun!!!

I would appreciate each student, together with their parents, making every effort to free student's calendars for these dates. I would like each ASB student to attend.

The cost for this retreat (approximately \$350/student) has already been set aside in the current ASB budget. Students will volunteer to participate in all ASB fundraisers to raise the needed funds for the Student Activities this year. Students will raise \$650/Student over the course of the school year to pay for the following:

- *Summer Retreat
- *Class shirts, ASB shirts, ASB sweatshirts
- *CADA Conference (Overnight at the Disneyland Hotel)
- *2 "other" ASB activities (one each semester)
- *All transportation
- *End of year Banquet & Awards

Fundraisers will be as follows:

1. **Entertainment Books:** These books will be available beginning in September for students to check out and sell. The books will sell for \$25 each and the student will receive \$10/book sold.
2. **Stater Brothers SCRIP:** Scrip is a "debit" card that can be purchased for \$100 each. Each card will give the purchaser \$100 in purchasing credit at Stater Brothers. The store will then donate 6% back to the school. Students may sell these cards to their parents, relatives, and friends and neighbors. I buy these cards through my kids soccer league. We spend appx. \$500/month at Stater Brothers. We receive \$30 back each month to use towards the kids soccer fees.
3. **Concessions/Ticket Sales:** Students will have opportunities at various times throughout the year to work at sports events and at lunch.
4. **Other:** As planned by the students.

ARLINGTON HIGH SCHOOL
Associated Student Body
Summer Retreat 2011
Zion National Park & St. George, Utah Aug 1 – Aug 5, 2011
Itinerary

Monday Aug 1

8:00 am **Leave Arlington High School**

1:00 pm **Arrive Las Vegas for lunch**

2:00 pm **Leave Las Vegas**

5:30 **Hotel Check-in Zion National Park**

7 pm **Dinner** **Group 2 Prep** **Group 1 Clean-up**

8:30 pm **Get Acquainted Meeting**

11 pm **Lights Out!!!**

Tuesday Aug 2

7 am **Breakfast**

9 am **Teambuilding---Zion Lodge**

Noon **Lunch** **TBA**

1 pm **Tour Zion Canyon**

7 pm **Dinner** **Group 4 Prep** **Group 3 Clean-up**

9 pm **Teambuilding**

11 pm **Lights Out**

Wednesday Aug 3

8 am **Breakfast**

9 am **Morning hike to Emerald Pools**

Noon **Lunch & Hotel Check-Out**

Wednesday Aug 3 Continued

- 2 pm** Arrive St. George & Hotel Check-in
- 3 pm** Workshops: Registration, 1st day of school, Link Crew, Homecoming, Spirit, Calendar, etc.
- 7 pm** Dinner Group 3 Prep Group 4 Clean-up
- 8:30** Broadway in the Desert Show at Tuacahn Outdoor Theater
"The Little Mermaid"
- 12 am** Lights Out!!!

Thursday Aug 4

- 9 am** Breakfast
- 10 am** Workshops Continued
- 1 pm** Lunch
- 3 pm** Team Building at Sunset Lanes
- 7 pm** Dinner
- 8:30 pm** Broadway in the Desert Show at Tuacahn Outdoor Theater
"Grease"
- 12 am** Lights Out!!!

Friday Aug 5

- 9 am** Breakfast & Hotel Check-Out
- 10 am** Leave St. George
- 5 pm** Arrive at Arlington (lunch stop enroute at Barstow)

**Board Meeting Agenda
June 20, 2011**

Topic: Out-of-Country Multiple-Day Field Trip, Arlington High School

Presented by: Dr. William E. Ermert, Assistant Superintendent, Instructional Services

Responsible
Cabinet Member: Dr. William E. Ermert, Assistant Superintendent, Instructional Services

Type of Item: Action

Short Description: Arlington High School theatre teacher Gina Zlaket and four Arlington High School students will travel by airplane to Edinburgh, Scotland, to participate in the American High School Theatre Festival at Edinburgh Fringe Festival, August 1 – 15, 2011.

DESCRIPTION OF AGENDA ITEM:

Arlington High School theatre teacher Gina Zlaket will travel by airplane to Edinburgh, Scotland, with four Arlington theatre students to participate in the American High School Theatre Festival at Edinburgh Fringe Festival, August 1 – 15, 2011. (Two of the students graduated from Arlington this month.) The trip is funded by fundraising activities. Arlington has been invited to participate in this by invitation only event. Pre-approval was granted by the Board on December 6, 2010.

FISCAL IMPACT: None

RECOMMENDATION: Final approval is requested for Arlington High School’s theatre multiple-day field trip to Edinburgh, Scotland, August 1-15, 2011.

ADDITIONAL MATERIAL: Multiple-day Field Trip Application
Multiple-day Pre-Approval Checklist
Program Description
Students Attending & Safety and Supervision Plan
Funding Plan

Attached: Yes



RECEIVED JUN 02 2011

Procedures #6153 (f)
(Ref: Policy #6153
Rules & Reg. #6153)

RIVERSIDE UNIFIED SCHOOL DISTRICT
Elementary and Secondary Education

MULTIPLE-DAY FIELD TRIP APPLICATION

Multiple-Day Field Trip Application must be submitted to the Director of Elementary or Secondary Education for approval **two months prior to departure** for in-state trips, and **four months prior to departure** for out-of-state and out-of-country trips. Out-of-country field trips require Board approval at least **four months prior to departure**. The Multiple-Day Final Checklist is due to the principal **2 weeks prior to departure**. Submit application to the Director of Elementary or Secondary Education for approval within time limits as noted.

School: Arlington HS Grade Level: 9, 10, 12
Teacher's Name: Elena Villa Gina Zlaket Teaching (Subject): Theatre Phone #: 951 352 8316
Field Trip Dates: ~~8/11/11~~ 8/11/11 - 8/13/11 Location (City and State): London, England
Edinburgh, Scotland
Number School Days Missed: 0 Number Students: 4 Number Adults: 1 Ratio Adult to Student: 1 To 4
Name and Title of Adults: Elena Villa, Arlington HS Theatre Director
Gina Zlaket, teacher

Administrator Accompanying Group Yes No Name(s): _____

Name of Group (i.e. Choir, Drill Team, Swim Team, etc.): Theatre

Name of Event (ATTACH INFORMATION DESCRIBING EVENT): Edinburgh Fringe Festival, Scotland

Link to course of study: students will perform, view theatre, take workshops to further their skills as actors

Estimated cost per student: \$6,000 Detailed Funding Plan: See attached

Transportation By: Bus -- Check one: _____ RUSD or Charter chartered by travel company
 Plane
 Private Vehicle (The vehicle MUST have one seat and a seat belt for each person in the car.)
 NOTE: CHECK THIS BOX TO VERIFY THAT ALL DRIVERS OF PRIVATE VEHICLES HAVE BEEN APPROVED BY RUSD'S TRANSPORTATION DEPARTMENT. Field trip will not be approved until private vehicle drivers have been approved.
 Other train from London to Edinburgh

Insurance for Host Organization (if applicable): See attached

Housing Accommodations: see attached

SIGNATURES:
[Signature] 5/27/11
Teacher Date
[Signature] 5/31/11
Principal Date
[Signature] 6-2-11
Director, Elementary - Secondary Education Date
[Signature] 6-7-11
*Deputy - Assistant Superintendent, Instruction Date
[Signature]
*Superintendent Date

*For out-of-state requests only
**For out-of-country requests only
**Date of Board Action

DEPARTMENT USE ONLY
 Approval pending clearance of Transportation and signed Multiple Day Final Checklist
 Not approved because _____

A Multiple-Day Checklist, signed by the site principal, is required to be filed with the Elementary or Secondary Education department 1 week prior to departure.

Riverside Unified School District
Instructional Services

MULTIPLE-DAY PRE APPROVAL CHECKLIST

School: Arlington HS Name of Group: Theatre Dept
American High School Theatre
 Field Trip: Festival @ Edinburgh Date of Event: August 2011, 2nd - 15th
Fringe Festival
 Teacher or Administrator Requesting Pre-Approval: Elena Villa
 Principal's Signature: [Signature] Date: 7/8/10
Revised items submitted 9/2/10

Destination: California Within the United States Out of the Country*

Following items must be attached for submission of Pre-Approval for Multiple-Day Field Trip Application

- * Brochure or registration forms see attached ~~pages 1, 4, 11, 22, 23~~
- * Itinerary see attached ~~page 1~~
- * Detailed funding plan that itemizes earnings and all expenditures, including sub costs
- * A list of all eligible students attending
- * Copy of notification to be used for parents/legal guardian explaining purpose of event, funding, transportation, housing, supervision, permission forms, and emergency plans (include emergency telephone number of trip supervisor)
- * Safety and Supervision Plan listing of all personnel and their positions (administrators, teachers, counselors, parents, etc.) who are responsible for students during multiple-day field trip.
- * Copy of Parent Consent form to be used for each participating student (#26-9050)
- * ~~List of names, addresses and telephone numbers of students' host families if students are housed in private homes~~

TYPE OF TRANSPORTATION: One of the following is required.

- SCHOOL BUS CHARTER BUS RENTAL VEHICLE PRIVATE VEHICLE AIRLINE TRAIN

1. Charter / School Bus Transportation Manager Signature: [Signature] Date: 9-13-10

a. If the trip requires a bus, a "Request for Field Trip Transportation" must be submitted via TRIP TRACKER on-line to Pupil Transportation Services at least 30 days prior to the scheduled trip.

2. Rental or Privately Owned Vehicle

- a. In no instance may a vehicle be used that is capable of holding more than ten persons
- b. All drivers and all documents must be cleared through Transportation.
- c. Rental vehicles are booked through Purchasing

Signature certifies that all items have been submitted and are on file. Pre-approval is given for the submission of the Multiple-Day Field Trip Application.

*Out of Country field trips require Board Pre-approval and Final approval. Bd approved 12/6/10

Superintendent / Designee Signature: Cheryl A. Simmons Date: Sept. 22, 2010

THIS FIELD TRIP IS **NOT APPROVED** UNLESS THIS PRE-APPROVAL IS SIGNED BY THE SUPERINTENDENT OR HIS DESIGNEE, IN ACCORDANCE WITH RIVERSIDE UNIFIED SCHOOL DISTRICT POLICIES AND PROCEDURES.

--- Overview of the Program ---

The two weeks AHSTF participants spend in London and Edinburgh will certainly produce treasured memories. After a year of preparing for and anticipating their adventure, they will arrive in London for two days of sightseeing, which includes a guided overview of the city, access to the Tube (subway), and transportation on the bus system. The second evening in London, participants will attend one of the featured performances in the West End Theatre District.

The Fringe experience begins on the third day when participants arrive in Edinburgh. The arrival day normally includes a short tour of the city by a local Scottish lass or lad; then, the groups check into their new home in Edinburgh. Everyone has an opportunity to participate in a Scottish dance held during the ten days in Edinburgh. This gives participants the chance to mingle with other AHSTF schools and increases the sense of excitement about performing at the Fringe. Each morning will start with a full Scottish breakfast at a university dining hall, which also provides one other meal and cultural engagement each day.

The ten days in Edinburgh will be filled with the official AHSTF Ceilidh, a rehearsal, performances at the official AHSTF venue, guided sightseeing, and the Military Tattoo at Edinburgh Castle. There is no doubt that each member of the cast and crew will appreciate the enormity and excitement of the Fringe Festival and feel proud of the part they play in this grand production. The last day will be a time to reflect on accomplishments and experiences with a closing ceremony for all student and adult participants.

The Nomination Process

The American High School Theatre Festival relies on directors from state, regional, and national theatre associations and conferences to nominate the nation's top high school theatre programs. College theatre directors and AHSTF alumni are also asked to submit nominations.

The Application and Review Process

Each nominated school receives an application. The AHSTF Board of Advisors, made up of college drama professionals, reviews all completed applications. Top high school programs are identified based on their most recent bodies of work, honors and awards, technical ability, community involvement, philosophies, and recommendations. Selected schools are notified in the spring, allowing them more than a full year to plan their once-in-a-lifetime performance on AHSTF's world stage.

Familiarization Trip for Selected Directors

In order to fully appreciate the AHSTF experience, AHSTF feels it is important for directors to see our program firsthand. We coordinate a familiarization (FAM) trip each year so that one director from each participating school can experience AHSTF, meet participating directors and students experiencing the Fringe, and gain firsthand knowledge of the AHSTF program on the location.

All students attending- 2010/11 Grade Level

~~Gema Trujillo~~

✓ Carmen Trujillo - 12

~~Michelle Jared - 12~~

✓ Alejandra Gomez - 12

✓ Andrea Garcia - 10

✓ Tyler Saba - 9
Michelle

Copy of notification given to parent/legal guardian

The packet attached to this form is the same one given to parents. The only info not included in the packet is an emergency contact number. Prior to our trip, we will be given specific room assignments at the dorm and will receive a phone number specific to that room. I will purchase a phone card that can be used to contact parents from Scotland if it becomes necessary.

Safety and Supervision Plan

Theatre Teacher - Elena Villa, Chaperone

Students will be under my supervision from the time we leave Ontario Airport until we return. We will be staying in the same dorm, which has evening security as detailed in the attached packet, and we will be traveling to and from all events and excursions together.

Copy of Parent Consent form

See attached forms

Note:
Site administrators
unable to attend.

Date	Event	Income
9/29/10	Kiss a Pig	\$500
9/30/10	Fall Play	\$1000
10/28/10 - present	Candy (ongoing)	\$2000
10/29-31/10	Murder Mystery Dinner Theatre	\$2500
11/30/10	Winter Showcase	\$500
9/30/10 - present	Concessions (ongoing)	\$1500
1/28/10	Battle of the Bands	\$500
2/14/10	Mr. Arlington	\$500
2/23-26/10	Play	\$3500
5/18/11	Play	\$600
6/22/11	Musical Revue Dinner Theatre	\$5000
5/26/11	Chili Cook Off	\$500
5/25/11	Play	\$250
May and June 2011	Recycling Fundraiser	\$250
various	TV tapings	\$1500
various	Donations/Sponsorships (ongoing)	\$6000
various	Student personal contributions	\$4000
	Deposit paid by E. Villa for Familiarization Trip	\$3000
	TOTAL	\$33,600